

Planet RF for wavy floors

Profile dimension 13×30 mm

For 1 and double-wing/folding doors made of wood, plastic and metal plus sliding doors, accordion walls and front doors as well

Main features

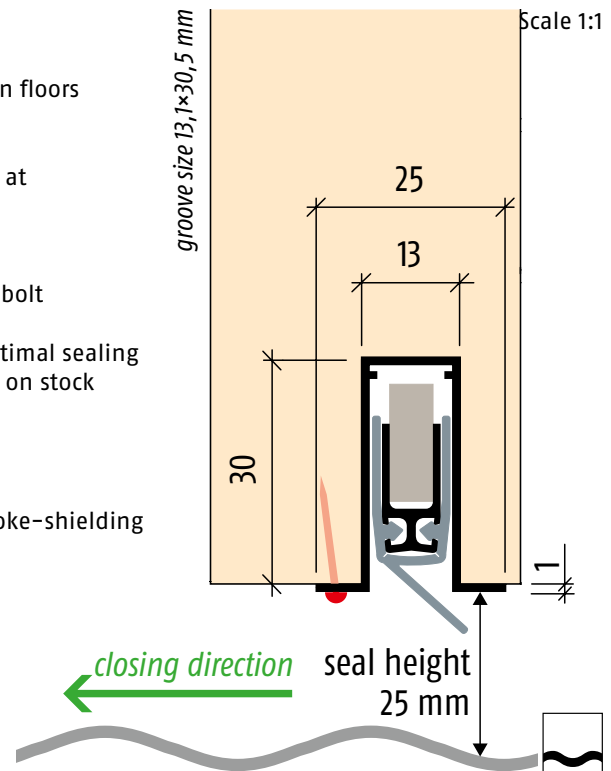
- lift height 20 mm, seal height up to 25 mm
- for wavy, buckled, hollow, bevelled and uneven floors
- soft silicone bevel lip seal
- fits on the floor
- compensation of 15 mm in case of sloping floor at door width of 1000 mm
- for acoustic- and light protection
- unilateral release with parallel drop-down
- even for double-wing folding doors with flush bolt or driving bar
- acoustic insulation up to 42 dB in case of an optimal sealing
- can be shortened up to the next shorter length on stock
- warranty 7 years

Executions

- Planet RF RD/42 dB, smoke-shielding
- Planet RF FH+RD/42dB, fire-retardant and smoke-shielding
- sliding doors
- accordion walls
- installation at the top
- swing doors
- special versions on request

Double-wing / folding doors

- refer to chapter Flush bolt | Drill hole
- DIN L | DIN R



Advertising text

Planet RF RD/42dB, smoke-shielding

Automatic door drop-down seal Planet RF RD/42dB, especially for wavy floors, for sound protection and smoke-shielding doors, release on hinge side, fits on the uneven floor, seal lift height up to 25 mm, flush or deeper grooved in for lip protection, lateral fastening. Aluminum profile 13×30 mm.

Planet RF FH+RD/42dB, fire-retardant and smoke-shielding

Automatic door drop-down seal Planet RF FH/RD/42dB, especially for wavy floors, for sound protection-, smoke-shielding- and fire-retardant doors, release on hinge side, fits on the uneven floor, seal lift height up to 25 mm, flush or deeper grooved in for lip protection. Lateral fastening. Aluminum profile 13×30 mm.

Technical specifications

Profile material:	aluminum, 13×30 mm
Groove size:	13,1×30,5 mm
Seal profile:	high-grade silicone or high-grade self-extinguishing silicone
Seal height:	up to 25 mm
Sound absorption value:	42 dB
Lift height adjustment:	on the release knob with an Allen key 3 mm
Lengths in stock:	350, 450, 550, 650, 750, 850, 950, 1050, 1150, 1250, 1350, 1450 mm
Special lengths:	on request up to 6000 mm, sliding doors up to 6000 mm
Release:	unilaterally on hinge side
can be shortened:	up to the maximum of 100 mm
Fastening:	from the bottom with screws or nails/pins obtained from customer
Stopping plate:	stainless, to drive home, 20×20 mm
Test approvals:	on request

Planet RF for wavy floors

Profile dimension 13×30 mm

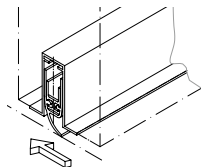
For 1 and double-wing/folding doors made of wood, plastic and metal plus sliding doors, accordion walls and front doors as well

Order specifications

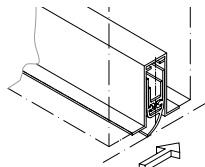
- **Planet RF RD/42dB**, incl. stopping plate, type 1
Part number 86 xxx*
- **Planet RF FH+RD/42dB**, incl. stopping plate, type 1
Part number 84 xxx*
- **Planet RF sliding door**, incl. stopping plate, type 1
Part number 87 xxx*

DIN R or DIN L

*xxx = refer to price list for profile length



**Planet RF
DIN R**



**Planet RF
DIN L**

Accessories / options

- **Planet stopping plate** type 1, stainless
Part number 900 014
- Cut the **Planet to fix dimension**
Part number 900 200
- **Planet covering plates**
Part number 700 10
- **Drill hole 5×13 mm**
including plastic guide for Planet TR | KR
Part number 900 190
for order specifications refer to chapter
Flush bolt | Drill hole
- **Planet Soble** for attached assembly
refer to chapter Soble
- **Planet BM floor recess plates**
refer to chapter BM



Planet RF profile



Planet RF, release side



Planet stopping plate
type 1, stainless



Planet KR flush bolt,
incl. strike plate, refer to
chapter Flush bolt |
Drill hole.

Option: floor recess plate
5×13 mm, narrow



Option:
Planet RF with Planet
Drill hole 5×13 mm



Option:
Planet RF with Soble

SWISS MADE