




**Locks for
metal frames**



Perforza	2-6	Portoncino	2-135
Multiblindo  Motion	2-30	Gates	2-139
Multiblindo Easy	2-36	Shutters and garage doors	2-142
Multiblindo classic	2-44	Chiuditutto	2-146
Electa multipoint	2-71	Match	2-154
Electa	2-79	Stiking plates	2-162
Shutters	2-97		
Locks for metal frames	2-101		
Mortice locks for metal frames	2-108		
2001 - 500 Electric locks	2-125		
Ferroglietto	2-134		

For aluminium frames

For iron frames

Legend





How to read the marking **UNI EN 12209:05**

Classification for mechanical locks (lateral locking).



3	X	8	0	0	G	2	H	A	2	0
Category of use	Durability and load on latchbolt	Door mass and locking force	Suitability for use on fire/smoke resistant doors	People's safety	Corrosion resistance and temperature requirement	Goods' security and drill resistance	Field of door application	Type of key operation and locking	Type of spindle operation	Key identification requirement

Category of use

There are three grades (example: grade 1: for residential doors, grade 2: for offices doors, grade 3: for doors in public buildings)

Durability and load on latchbolt

There are twelve grades (example: grade A: 50.000 operations and no load on latchbolt
grade X: 200.000 operations and 120 N load on latchbolt)

Door mass and locking force

There are nine grades (example: grade 1: up to 100 kg door mass with 50 N maximum locking force, grade 9: over 200 kg door mass with 15 N maximum locking force)

Suitability for use on fire/smoke resistant doors

There are two grades (example: grade 0: non suitable for use on fire/smoke resistant door, grade 1: suitable for use on fire/smoke resistant door)

People's safety

There is only one grade: grade 0: no safety requirement

Corrosion resistance and temperature requirement

There are eight grades (example: grade 0: no corrosion resistance and temperature requirement, grade G: very high corrosion resistance and temperature requirement from -20°C up to +80°C)

Goods' security and drill resistance

There are seven grades (example: grade 1: minimum security and no drill resistance, grade 7: very high security and drill resistance)

Field of door application

There are fifteen grades (example: grade A: mortice lock for sliding or hinged door, grade T: rim lock for sliding or hinged door, front plate not supported)

Type of key operation and locking

There are nine grades (example: grade A: cylinder lock or latch; manually locking,
grade H: lock without key operation and automatically locking)

Type of spindle operation

There are five grades (example: grade 0: lock or latch without follower, grade 4: lock or latch for heavy duty unsprung lever handle operation specified by the manufacturer)

Key identification requirement

There are nine grades (example: grade 0: no requirements, grade H: minimum eight detaining elements, extended number of effective differs)

For further information please refer to UNI EN 12209:05 standard



How to read the marking **prEN 15685**

**Classification for mechanical locks
(multipoint locking).**



3	X	8	A	0	G	7	3	0
Category of use	Durability and load on latchbolt	Door mass and locking force	Suitability for use on fire/smoke resistant doors	Key identification requirement	Corrosion resistance and temperature requirement	Security for locking points	Security for anti-separation points	Clenching points

Category of use

There are three grades (example: grade 1: for residential doors, grade 2: for offices doors, grade 3: for doors in public building)

Durability and load on latchbolt

There are ten grades (example: grade A: 50.000 operations and no load on latchbolt for locks without latchbolt, grade Z: 500.000 operations and 120 N load on latchbolt)

Door mass and locking force

There are ten grades (example: grade 1: up to 100 kg door mass and 50 N maximum locking force, grade 9: over 200 kg door mass and 15 N maximum locking force)

Suitability for use on fire/smoke resistant doors

There are three grades (example: grade 0: non suitable for use on fire/smoke resistant door, grade B: suitable for use on fire/smoke resistant door)

Key identification requirement

There are nine grades (example: grade 0: not applicable, grade H: minimum eight detaining elements, extended number of effective duffers)

Corrosion resistance and temperature requirement

There are eight grades (example: grade 0: no corrosion resistance and no temperature requirement, grade G: very high corrosion resistance and temperature requirement from -25°C up to +70°C)

Security for locking points

There are six grades (example: grade 0: no security requirements, grade 7: very high security with drill resistance)

Security for anti-separation points

There are eight grades (example: grade 0: no declared anti-separation points, grade 7: very high performance with drill resistance)

Clenching point

There are five grades (example: grade 0: no clenching force requirements, grade 4: clenching force = 120 N)

For further information please refer to prEN 15685 standard



Perforza
Multipoint lock



Perforza


PERFORMA by Iseo has been conceived and developed to meet the requirements of the European market by adopting two different centre distances: 85 and 92 mm. It can be operated by a European-profile cylinder with straight or 45° projecting cam. The top and bottom lock housings incorporate low friction chamfered sliding deadbolts providing a perfect alignment into the keeps. The unique locking action of these chamfered bolts when combined with the latest generation of profiles helps maintain weather seal compression for better thermal insulation and energy saving.



It has been designed and tested

according to the European standards EN 12209:05 and prEN 15685:09. It resists lateral forcing with a thrust of over 1,000 kg and a front load of over 600 kg. The corrosion resistance is more than 240 hours in a saline environment. Endurance: tested to over 200,000 opening and closing cycles under a 120N load.

Example of certification: multipoint lock Performa models 7232 – 7235



It's compatible

The lockcase has a width of 15 mm and, therefore, suits any type of applications for different frames materials.



It's sealed

The lockcase is closed on all sides: this stops profile machining chips from entering the mechanism. The lock is equipped with a wheel-cam stopping device in case the cylinder is not present into the housing of lock.



Easy locking

The gear box allows for a smoother and easier operation whilst turning the key during opening and closing.

It's solid

Version with hardened deadbolts available on demand, providing greater resistance against cutting and drilling.



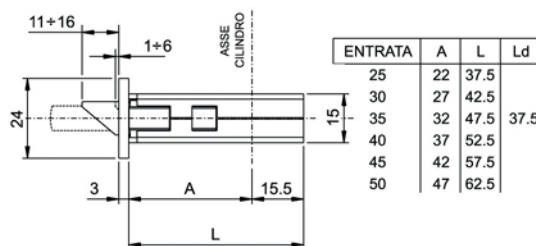
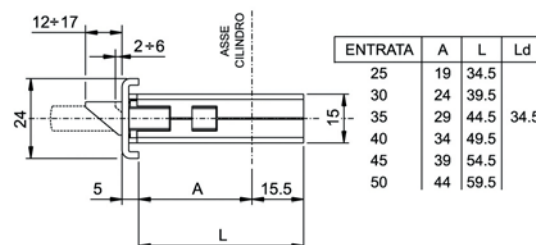
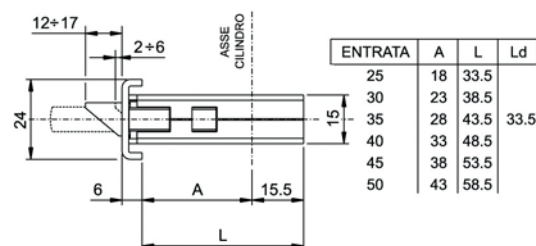
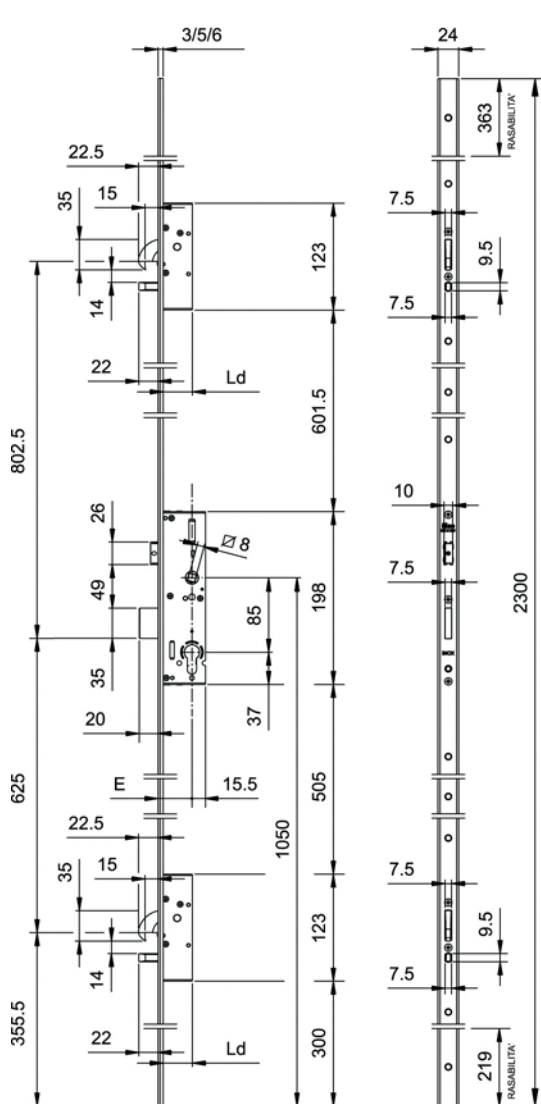

It's well equipped

PERFORMA is well equipped with accessories to modify the lock: with a latch, a roller or a blanking cap for DEADBOLT only action. Such a versatile lock makes for a streamlined stockholding.

Locks for metal frames



Perforza 85 mm centre distance



MULTIPOINT mortice lock for metal frames, 3-point locking,
ROTATING HOOK DEVIATORS AND SLIDING DEADBOLT LOCK

Central lock, centre distance mm **85**, profile cylinder.

Throw mm 20, **reversible latchbolt**. The latchbolt can be replaced with roller or cap, mm 8 handle follower.

Closed case for lock and deviators.

2 nylon end blocks for U-version. Fixing screws. Instruction sheet.

The lock is equipped with a wheel-cam stopping device in case the cylinder is not assembled into the housing of lock.

STAINLESS STEEL front plate.

Accessories to be ordered separately:

Roller for central lock 040940

Cap for DEADBOLT only versions 040950

Striking plates

Electric strikers

Locks for metal frames

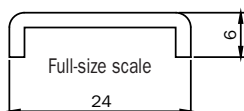


Code

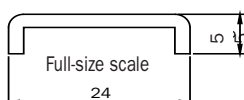
Status
Single
package

Min. ord.

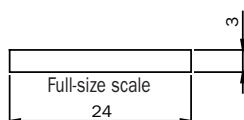
Perforza 85 mm centre distance



U-front plate mm 2300 x 24 x 6 in stainless steel. 85 mm centre distance. Backset mm 25 * 7255512528	D	1	-	1
U-front plate mm 2300 x 24 x 6 in stainless steel. 85 mm centre distance. Backset mm 30 * 7255513028	D	1	-	1
U-front plate mm 2300 x 24 x 6 in stainless steel. 85 mm centre distance. Backset mm 35 * 7255513528	D	1	-	1
U-front plate mm 2300 x 24 x 6 in stainless steel. 85 mm centre distance. Backset mm 40 * 7255514028	D	1	-	1
U-front plate mm 2300 x 24 x 6 in stainless steel. 85 mm centre distance. Backset mm 45 * 7255514528	D	1	-	1
U-front plate mm 2300 x 24 x 6 in stainless steel. 85 mm centre distance. Backset mm 50 * 7255515028	D	1	-	1



U-front plate mm 2300 x 24 x 5 in stainless steel. 85 mm centre distance. Backset mm 25 * 7255532528	D	1	-	1
U-front plate mm 2300 x 24 x 5 in stainless steel. 85 mm centre distance. Backset mm 30 * 7255533028	D	1	-	1
U-front plate mm 2300 x 24 x 5 in stainless steel. 85 mm centre distance. Backset mm 35 * 7255533528	D	1	-	1
U-front plate mm 2300 x 24 x 5 in stainless steel. 85 mm centre distance. Backset mm 40 * 7255534028	D	1	-	1
U-front plate mm 2300 x 24 x 5 in stainless steel. 85 mm centre distance. Backset mm 45 * 7255534528	D	1	-	1
U-front plate mm 2300 x 24 x 5 in stainless steel. 85 mm centre distance. Backset mm 50 * 7255535028	D	1	-	1

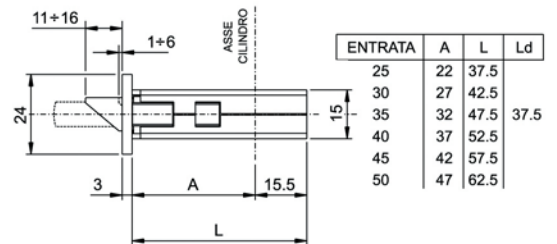
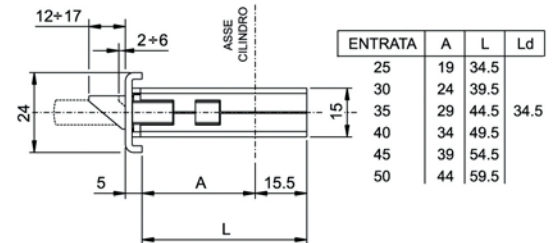
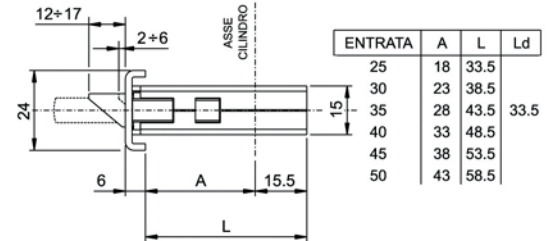
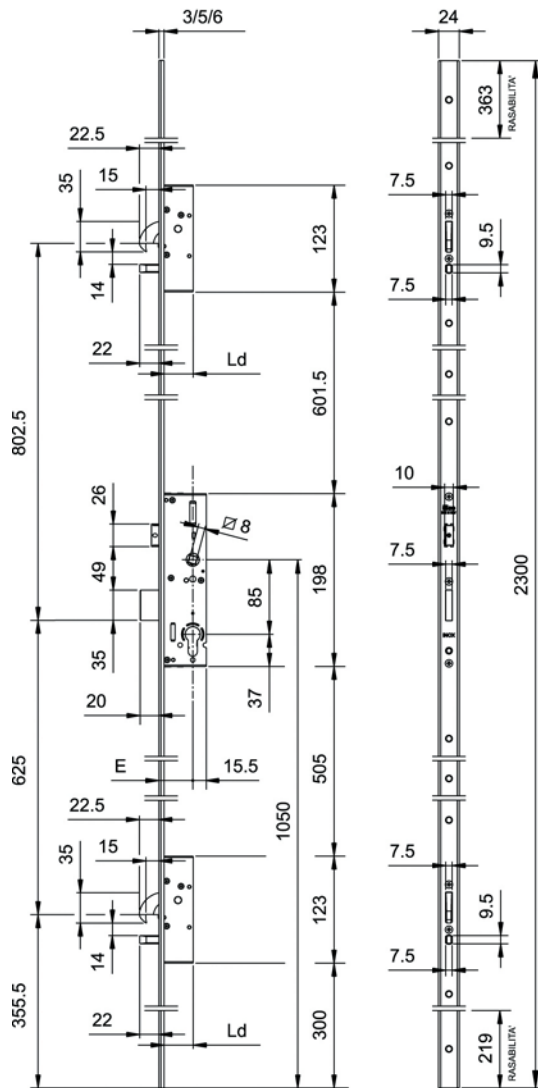



Flat front plate mm 2300 x 24 x 3 in stainless steel. 85 mm centre distance. Backset mm 25 * 7255012528	D	1	-	1
Flat front plate mm 2300 x 24 x 3 in stainless steel. 85 mm centre distance. Backset mm 30 * 7255013028	D	1	-	1
Flat front plate mm 2300 x 24 x 3 in stainless steel. 85 mm centre distance. Backset mm 35 * 7255013528	D	1	-	1
Flat front plate mm 2300 x 24 x 3 in stainless steel. 85 mm centre distance. Backset mm 40 * 7255014028	D	1	-	1
Flat front plate mm 2300 x 24 x 3 in stainless steel. 85 mm centre distance. Backset mm 45 * 7255014528	D	1	-	1
Flat front plate mm 2300 x 24 x 3 in stainless steel. 85 mm centre distance. Backset mm 50 * 7255015028	D	1	-	1

* Available starting from the second half of 2010



Perforza 85 mm centre distance



MULTIPOINT mortice lock for metal frames, 3-point locking,

ROTATING HOOK DEVIATORS AND SLIDING DEADBOLT LOCK

Central lock, centre distance mm **85**, European profile cylinder.

Throw mm 20, **reversible latchbolt**. The latchbolt can be replaced with roller or cap, mm 8 HANDLE FOLLOWER.

Closed case for lock and deviators.

2 nylon end blocks for U-version. Fixing screws. Instruction sheet.

The lock is equipped with a wheel-cam stopping device in case the cylinder is not assembled into the housing of lock.

Black painted steel front plate.

Accessories to be ordered separately:

Roller for CENTRAL LOCK 040940

Cap for DEADBOLT only versions 040950

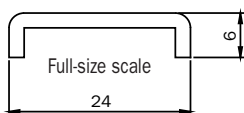
Striking plates

Electric strikers

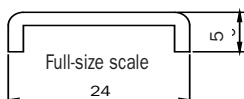


Code
Status
Single
package
Multiple
package
Min. ord.

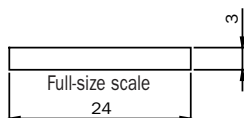
Perforza 85 mm centre distance



U-front plate mm 2300 x 24 x 6 in black painted steel. 85 mm centre distance. Backset mm 25 * 7255512508 D	1	-	1
U-front plate mm 2300 x 24 x 6 in black painted steel. 85 mm centre distance. Backset mm 30 * 7255513008 D	1	-	1
U-front plate mm 2300 x 24 x 6 in black painted steel. 85 mm centre distance. Backset mm 35 * 7255513508 D	1	-	1
U-front plate mm 2300 x 24 x 6 in black painted steel. 85 mm centre distance. Backset mm 40 * 7255514008 D	1	-	1
U-front plate mm 2300 x 24 x 6 in black painted steel. 85 mm centre distance. Backset mm 45 * 7255514508 D	1	-	1
U-front plate mm 2300 x 24 x 6 in black painted steel. 85 mm centre distance. Backset mm 50 * 7255515008 D	1	-	1



U-front plate mm 2300 x 24 x 5 in black painted steel. 85 mm centre distance. Backset mm 25 * 7255532508 D	1	-	1
U-front plate mm 2300 x 24 x 5 in black painted steel. 85 mm centre distance. Backset mm 30 * 7255533008 D	1	-	1
U-front plate mm 2300 x 24 x 5 in black painted steel. 85 mm centre distance. Backset mm 35 * 7255533508 D	1	-	1
U-front plate mm 2300 x 24 x 5 in black painted steel. 85 mm centre distance. Backset mm 40 * 7255534008 D	1	-	1
U-front plate mm 2300 x 24 x 5 in black painted steel. 85 mm centre distance. Backset mm 45 * 7255534508 D	1	-	1
U-front plate mm 2300 x 24 x 5 in black painted steel. 85 mm centre distance. Backset mm 50 * 7255535008 D	1	-	1



Flat front plate mm 2300 x 24 x 3 in black painted steel. 85 mm centre distance. Backset mm 25 * 7255012508 D	1	-	1
Flat front plate mm 2300 x 24 x 3 in black painted steel. 85 mm centre distance. Backset mm 30 * 7255013008 D	1	-	1
Flat front plate mm 2300 x 24 x 3 in black painted steel. 85 mm centre distance. Backset mm 35 * 7255013508 D	1	-	1
Flat front plate mm 2300 x 24 x 3 in black painted steel. 85 mm centre distance. Backset mm 40 * 7255014008 D	1	-	1
Flat front plate mm 2300 x 24 x 3 in black painted steel. 85 mm centre distance. Backset mm 45 * 7255014508 D	1	-	1
Flat front plate mm 2300 x 24 x 3 in black painted steel. 85 mm centre distance. Backset mm 50 * 7255015008 D	1	-	1

* Available starting from the second half of 2010



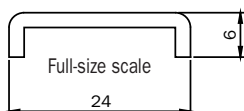
Code

Status
Single
package

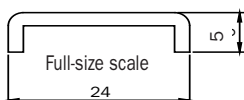
Multiple
package

Min. ord.

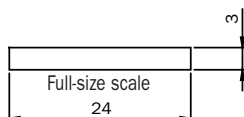
Perforza 85 mm centre distance



U-front plate mm 2300 x 24 x 6 in stainless steel. 85 mm centre distance. Backset mm 25 * 7235512528	D	1	-	1
U-front plate mm 2300 x 24 x 6 in stainless steel. 85 mm centre distance. Backset mm 30 7235513028	D	1	-	1
U-front plate mm 2300 x 24 x 6 in stainless steel. 85 mm centre distance. Backset mm 35 7235513528	D	1	-	1
U-front plate mm 2300 x 24 x 6 in stainless steel. 85 mm centre distance. Backset mm 40 7235514028	D	1	-	1
U-front plate mm 2300 x 24 x 6 in stainless steel. 85 mm centre distance. Backset mm 45 7235514528	D	1	-	1
U-front plate mm 2300 x 24 x 6 in stainless steel. 85 mm centre distance. Backset mm 50 7235515028	D	1	-	1



U-front plate mm 2300 x 24 x 5 in stainless steel. 85 mm centre distance. Backset mm 25 * 7235532528	D	1	-	1
U-front plate mm 2300 x 24 x 5 in stainless steel. 85 mm centre distance. Backset mm 30 7235533028	D	1	-	1
U-front plate mm 2300 x 24 x 5 in stainless steel. 85 mm centre distance. Backset mm 35 7235533528	D	1	-	1
U-front plate mm 2300 x 24 x 5 in stainless steel. 85 mm centre distance. Backset mm 40 7235534028	D	1	-	1
U-front plate mm 2300 x 24 x 5 in stainless steel. 85 mm centre distance. Backset mm 45 7235534528	D	1	-	1
U-front plate mm 2300 x 24 x 5 in stainless steel. 85 mm centre distance. Backset mm 50 7235535028	D	1	-	1

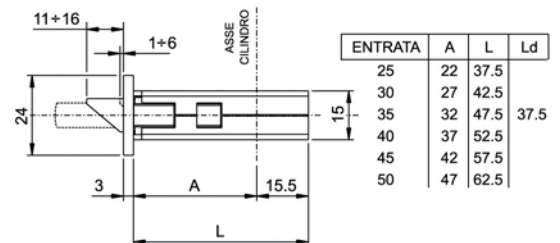
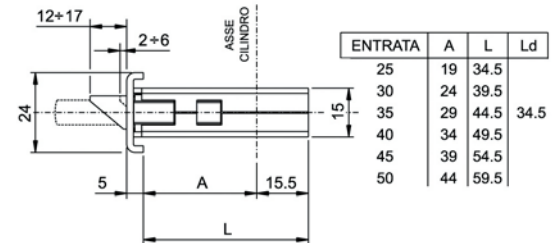
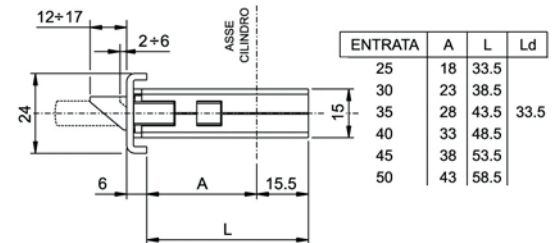
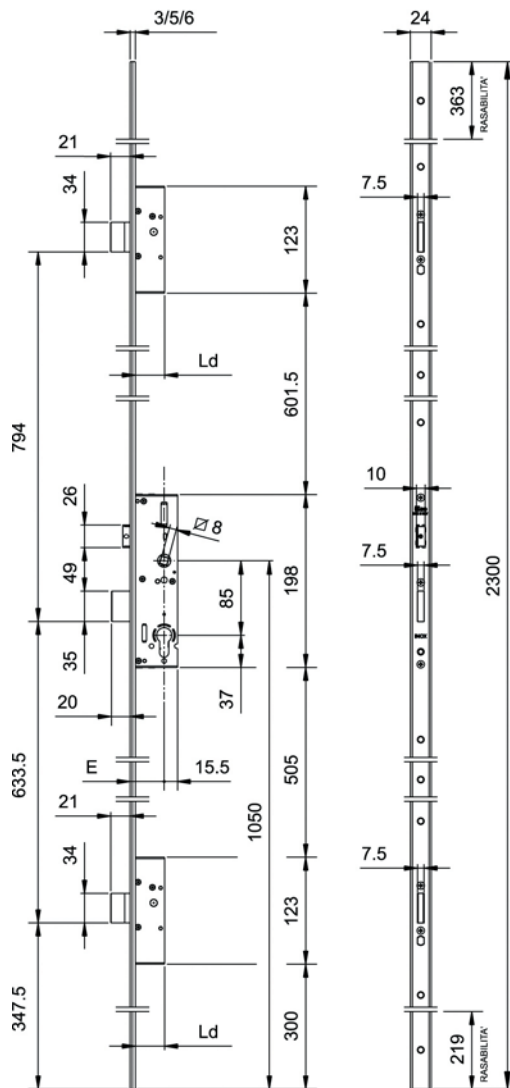



Flat front plate mm 2300 x 24 x 3 in stainless steel. 85 mm centre distance. Backset mm 25 * 7235012528	D	1	-	1
Flat front plate mm 2300 x 24 x 3 in stainless steel. 85 mm centre distance. Backset mm 30 7235013028	D	1	-	1
Flat front plate mm 2300 x 24 x 3 in stainless steel. 85 mm centre distance. Backset mm 35 7235013528	D	1	-	1
Flat front plate mm 2300 x 24 x 3 in stainless steel. 85 mm centre distance. Backset mm 40 7235014028	D	1	-	1
Flat front plate mm 2300 x 24 x 3 in stainless steel. 85 mm centre distance. Backset mm 45 7235014528	D	1	-	1
Flat front plate mm 2300 x 24 x 3 in stainless steel. 85 mm centre distance. Backset mm 50 7235015028	D	1	-	1

* Available starting from the second half of 2010



Perforza 85 mm centre distance



MULTIPOINT mortice lock for metal frames, 3-point locking,

SLIDING DEADBOLT LOCK AND DEVIATORS.

Central lock, centre distance mm **85**, profile cylinder.

Throw mm 20, **reversible latchbolt**. The latchbolt can be replaced with roller or cap, mm 8 handle follower.

Closed case for lock and deviators.

2 nylon end blocks for U-version. Fixing screws. Instruction sheet.

The lock is equipped with a wheel-cam stopping device in case the cylinder is not present into the housing of lock.

Black painted steel front plate.

Accessories to be ordered separately:

Roller FOR CENTRAL LOCK 040940

Cap for DEADBOLT only versions. 040950

Striking plates

Electric strikers



Code

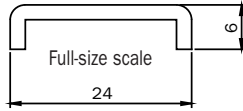
Status

Single
package

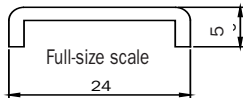
Multiple
package

Min. ord.

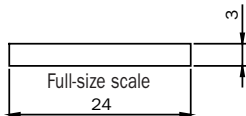
Perforza 85 mm centre distance



U-front plate mm 2300 x 24 x 6 in black painted steel. 85 mm centre distance. Backset mm 25* 7235512508	D	1	-	1
U-front plate mm 2300 x 24 x 6 in black painted steel. 85 mm centre distance. Backset mm 30 7235513008	A	1	-	1
U-front plate mm 2300 x 24 x 6 in black painted steel. 85 mm centre distance. Backset mm 35 7235513508	A	1	-	1
U-front plate mm 2300 x 24 x 6 in black painted steel. 85 mm centre distance. Backset mm 40 7235514008	C	1	-	1
U-front plate mm 2300 x 24 x 6 in black painted steel. 85 mm centre distance. Backset mm 45 7235514508	D	1	-	1
U-front plate mm 2300 x 24 x 6 in black painted steel. 85 mm centre distance. Backset mm 50 7235515008	D	1	-	1



U-front plate mm 2300 x 24 x 5 in black painted steel. 85 mm centre distance. Backset mm 25* 7235532508	D	1	-	1
U-front plate mm 2300 x 24 x 5 in black painted steel. 85 mm centre distance. Backset mm 30 7235533008	D	1	-	1
U-front plate mm 2300 x 24 x 5 in black painted steel. 85 mm centre distance. Backset mm 35 7235533508	D	1	-	1
U-front plate mm 2300 x 24 x 5 in black painted steel. 85 mm centre distance. Backset mm 40 7235534008	D	1	-	1
U-front plate mm 2300 x 24 x 5 in black painted steel. 85 mm centre distance. Backset mm 45 7235534508	D	1	-	1
U-front plate mm 2300 x 24 x 5 in black painted steel. 85 mm centre distance. Backset mm 50 7235535008	D	1	-	1

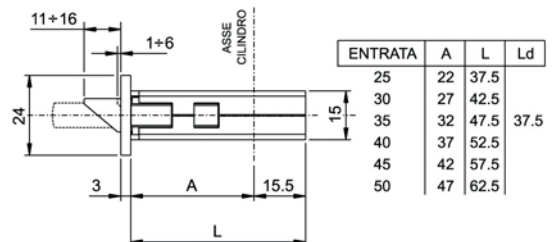
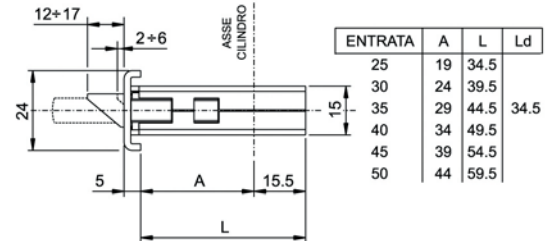
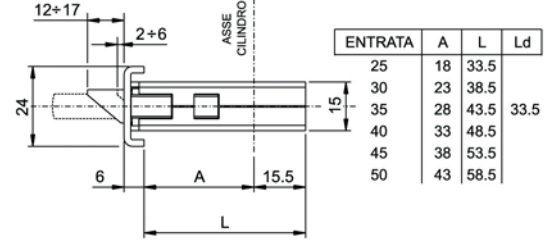
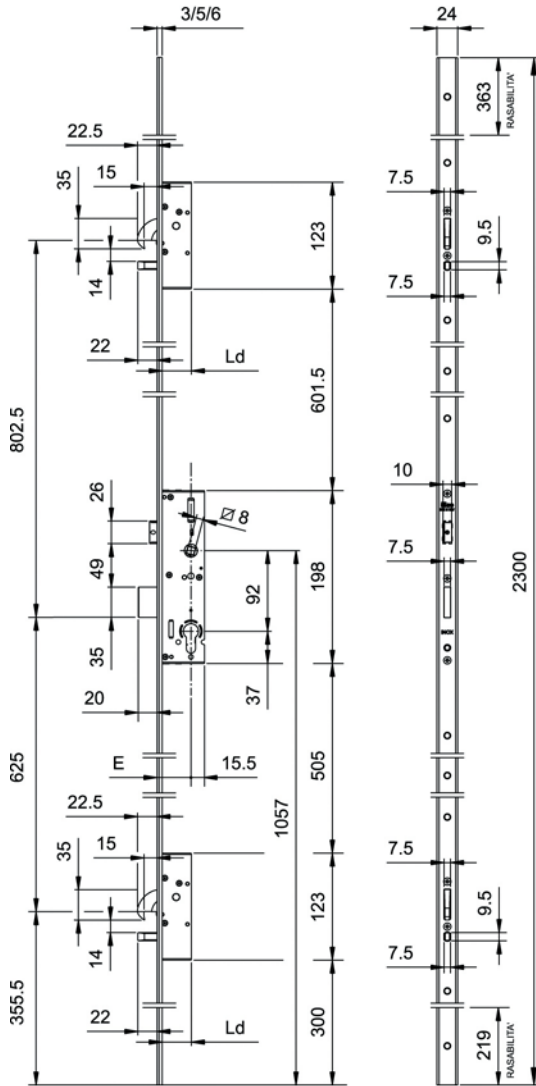



Flat front plate mm 2300 x 24 x 3 in black painted steel. 85 mm centre distance. Backset mm 25* 7235012508	D	1	-	1
Flat front plate mm 2300 x 24 x 3 in black painted steel. 85 mm centre distance. Backset mm 30 7235013008	A	1	-	1
Flat front plate mm 2300 x 24 x 3 in black painted steel. 85 mm centre distance. Backset mm 35 7235013508	A	1	-	1
Flat front plate mm 2300 x 24 x 3 in black painted steel. 85 mm centre distance. Backset mm 40 7235014008	B	1	-	1
Flat front plate mm 2300 x 24 x 3 in black painted steel. 85 mm centre distance. Backset mm 45 7235014508	D	1	-	1
Flat front plate mm 2300 x 24 x 3 in black painted steel. 85 mm centre distance. Backset mm 50 7235015008	D	1	-	1

* Available starting from the second half of 2010



Perforza 92 mm centre distance



MULTIPOINT mortice lock for metal frames, 3-point locking,
ROTATING HOOK DEVIATORS AND SLIDING DEADBOLT LOCK

Central lock, centre distance mm **92**, profile CYLINDER.

Throw mm 20, **reversible latchbolt**. The latchbolt can be replaced with roller or cap, mm 8 handle follower.

Closed case lock and deviators.

Connection cable, 2 nylon end blocks for U-version. Fixing screws. Instruction sheet.

The lock is equipped with a wheel-cam stopping device in case the cylinder is not present into the housing of lock.

Stainless steel front plate.

Accessories to be ordered separately:

Roller for central lock 040940

Cap for latchbolt-only versions. 040950

Striking plates

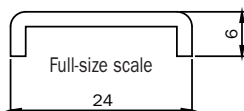
Electric strikers



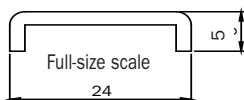
Code

Min. ord.
Multiple
package
Single
package
Status

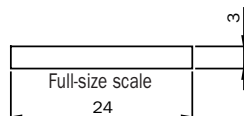
Perforza 92 mm centre distance



U-front plate mm 2300 x 24 x 6 in stainless steel. 92 mm centre distance. Backset mm 25*	7252512528	D	1	-	1
U-front plate mm 2300 x 24 x 6 in stainless steel. 92 mm centre distance. Backset mm 30*	7252513028	D	1	-	1
U-front plate mm 2300 x 24 x 6 in stainless steel. 92 mm centre distance. Backset mm 35*	7252513528	D	1	-	1
U-front plate mm 2300 x 24 x 6 in stainless steel. 92 mm centre distance. Backset mm 40*	7252514028	D	1	-	1
U-front plate mm 2300 x 24 x 6 in stainless steel. 92 mm centre distance. Backset mm 45*	7252514528	D	1	-	1
U-front plate mm 2300 x 24 x 6 in stainless steel. 92 mm centre distance. Backset mm 50*	7252515028	D	1	-	1



U-front plate mm 2300 x 24 x 5 in stainless steel. 92 mm centre distance. Backset mm 25*	7252532528	D	1	-	1
U-front plate mm 2300 x 24 x 5 in stainless steel. 92 mm centre distance. Backset mm 30*	7252533028	D	1	-	1
U-front plate mm 2300 x 24 x 5 in stainless steel. 92 mm centre distance. Backset mm 35*	7252533528	D	1	-	1
U-front plate mm 2300 x 24 x 5 in stainless steel. 92 mm centre distance. Backset mm 40*	7252534028	D	1	-	1
U-front plate mm 2300 x 24 x 5 in stainless steel. 92 mm centre distance. Backset mm 45*	7252534528	D	1	-	1
U-front plate mm 2300 x 24 x 5 in stainless steel. 92 mm centre distance. Backset mm 50*	7252535028	D	1	-	1

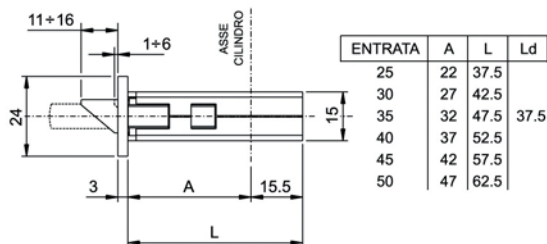
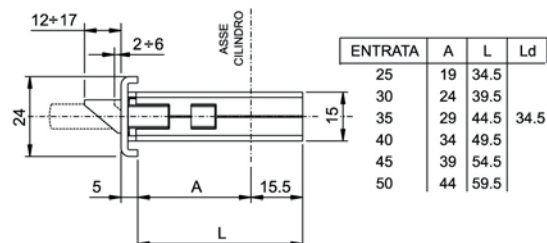
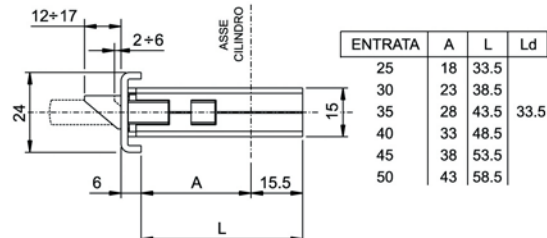
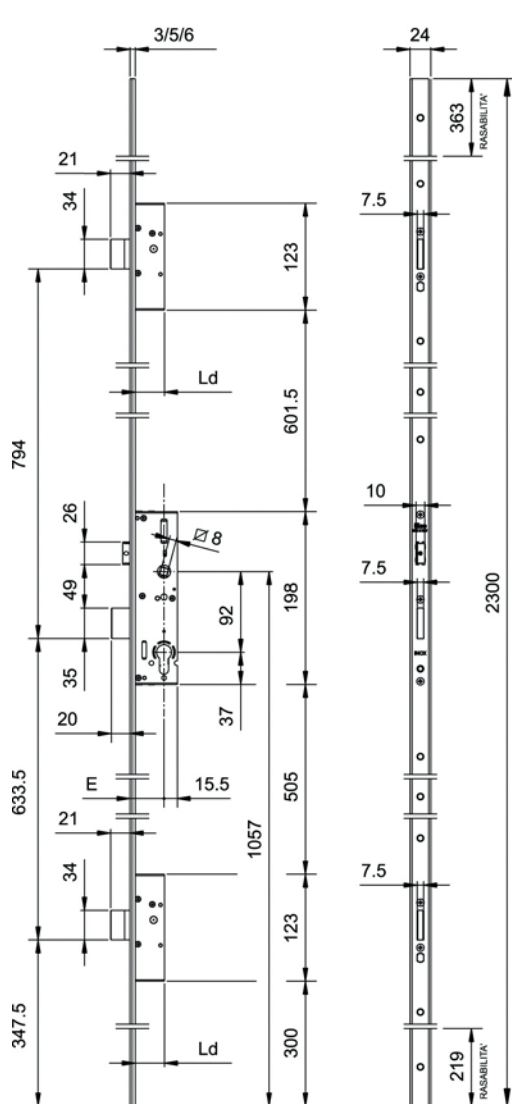



Flat front plate mm 2300 x 24 x 3 in stainless steel. 92 mm centre distance. Backset mm 25*	7252012528	D	1	-	1
Flat front plate mm 2300 x 24 x 3 in stainless steel. 92 mm centre distance. Backset mm 30*	7252013028	D	1	-	1
Flat front plate mm 2300 x 24 x 3 in stainless steel. 92 mm centre distance. Backset mm 35*	7252013528	D	1	-	1
Flat front plate mm 2300 x 24 x 3 in stainless steel. 92 mm centre distance. Backset mm 40*	7252014028	D	1	-	1
Flat front plate mm 2300 x 24 x 3 in stainless steel. 92 mm centre distance. Backset mm 45*	7252014528	D	1	-	1
Flat front plate mm 2300 x 24 x 3 in stainless steel. 92 mm centre distance. Backset mm 50*	7252015028	D	1	-	1

* Available starting from the second half of 2010



Perforza 92 mm centre distance



MULTIPOINT mortice lock for metal frames, 3-point locking,

SLIDING DEADBOLT LOCK AND DEVIATORS.

Central lock, centre distance mm **92**, profile cylinder .

Throw mm 20, **reversible latchbolt**. The latchbolt can be replaced with roller or cap, mm 8 handle follower.

Closed case for lock and deviators.

2 nylon end blocks for U-version. Fixing screws. Instruction sheet.

The lock is equipped with a wheel-cam stopping device in case the cylinder is not present into the housing of lock.

Stainless steel front plate.

Accessories to be ordered separately:

Roller FOR CENTRAL LOCK 040940

Cap for DEADBOLT only versions 040950

Striking plates

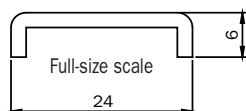
Electric strikers



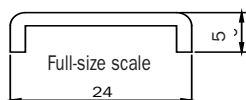
Code

Status
Single
package
Multiple
package
Min. ord.

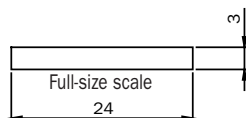
Perforza 92 mm centre distance



U-front plate mm 2300 x 24 x 6 in stainless steel. 92 mm centre distance. Backset mm 25 * 7232512528	D	1	-	1
U-front plate mm 2300 x 24 x 6 in stainless steel. 92 mm centre distance. Backset mm 30 7232513028	D	1	-	1
U-front plate mm 2300 x 24 x 6 in stainless steel. 92 mm centre distance. Backset mm 35 7232513528	D	1	-	1
U-front plate mm 2300 x 24 x 6 in stainless steel. 92 mm centre distance. Backset mm 40 7232514028	D	1	-	1
U-front plate mm 2300 x 24 x 6 in stainless steel. 92 mm centre distance. Backset mm 45 * 7232514528	D	1	-	1
U-front plate mm 2300 x 24 x 6 in stainless steel. 92 mm centre distance. Backset mm 50 * 7232515028	D	1	-	1



U-front plate mm 2300 x 24 x 5 in stainless steel. 92 mm centre distance. Backset mm 25 * 7232532528	D	1	-	1
U-front plate mm 2300 x 24 x 5 in stainless steel. 92 mm centre distance. Backset mm 30 7232533028	D	1	-	1
U-front plate mm 2300 x 24 x 5 in stainless steel. 92 mm centre distance. Backset mm 35 7232533528	D	1	-	1
U-front plate mm 2300 x 24 x 5 in stainless steel. 92 mm centre distance. Backset mm 40 7232534028	D	1	-	1
U-front plate mm 2300 x 24 x 5 in stainless steel. 92 mm centre distance. Backset mm 45 * 7232534528	D	1	-	1
U-front plate mm 2300 x 24 x 5 in stainless steel. 92 mm centre distance. Backset mm 50 * 7232535028	D	1	-	1



Flat front plate mm 2300 x 24 x 3 in stainless steel. 92 mm centre distance. Backset mm 25 * 7232012528	D	1	-	1
Flat front plate mm 2300 x 24 x 3 in stainless steel. 92 mm centre distance. Backset mm 30 7232013028	D	1	-	1
Flat front plate mm 2300 x 24 x 3 in stainless steel. 92 mm centre distance. Backset mm 35 7232013528	D	1	-	1
Flat front plate mm 2300 x 24 x 3 in stainless steel. 92 mm centre distance. Backset mm 40 7232014028	D	1	-	1
Flat front plate mm 2300 x 24 x 3 in stainless steel. 92 mm centre distance. Backset mm 45 * 7232014528	D	1	-	1
Flat front plate mm 2300 x 24 x 3 in stainless steel. 92 mm centre distance. Backset mm 50 * 7232015028	D	1	-	1



Code

Status

Single
package

Multiple
package

Min. ord.

Perforza Accessories

Accessories for central lock to be ordered separately



ROLLER KIT for PERFORMA, WITH NYLON INSERTS

It can replace the latchbolt

For lock backset mm 25, 30, 35, 40, 45, 50

040940 A 10 - 10



CAP KIT PERFORMA

It can replace the latchbolt for DEADBOLTS only version.

For lock backset mm 25, 30, 35, 40, 45, 50

040950 B 10 - 10



Code

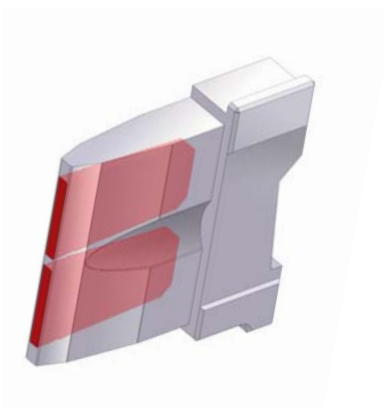

Status

Single
package

Multiple
package

Min. ord.

Perforza Options



DEVIATORS AND LOCK WITH SLIDING DEADBOLTS, STAINLESS STEEL FRONT PLATE.

ANTI-SAW DEADBOLTS REINFORCED. 85 mm centre distance LOCK

U-front plate mm 2300 x 24 x 6 in stainless steel. 85 mm centre distance. Backset mm **	723651**28	D	1	-	1
U-front plate mm 2300 x 24 x 5 in stainless steel. 85 mm centre distance. Backset mm **	723653**28	D	1	-	1
Flat front plate mm 2300 x 24 x 3 in stainless steel. 85 mm centre distance. Backset mm **	723601**28	D	1	-	1

ANTI-SAW DEADBOLTS REINFORCED. 92 mm centre distance LOCK

U-front plate mm 2300 x 24 x 6 in stainless steel. 92 mm centre distance. Backset mm **	723351**28	D	1	-	1
U-front plate mm 2300 x 24 x 5 in stainless steel. 92 mm centre distance. Backset mm **	723353**28	D	1	-	1
Flat front plate mm 2300 x 24 x 3 in stainless steel. 92 mm centre distance. Backset mm **	723301**28	D	1	-	1

** = Backset mm 25/30/35/40/45/50

For locks for metal frames series 72*

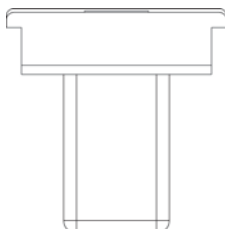


Code

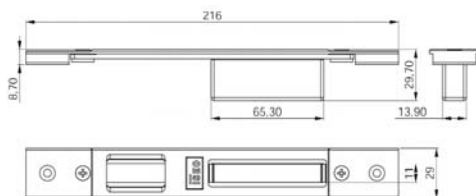
Status
Single
package

Min. ord.

Perforza



Full-size scale



ALCAN abithal Keeper Porta 53-60 / Abithal Keeper Porta 61-68
Abithal Porta / Winner Porta
ALCOA fo 12 Blindato / Formula F40 Porta / Formula F40 Tt Porta
Formula F50 Porta / Formula F50 Tt Porta / Formula F60 Tt Porta
Plana 1 Anta / Plana 2 Ante
ALLCO all.Co 5 Porta / All.Co 5 Tt Porta / Export 50 Porta
Export 50 Tt Porta / Sicurblin 65
ALNOR montreal Porta
ALU-K alubindo / N 45 Porta / N 53 Porta / N 55 Tt Porta
N 62 Tt Porta
ALU-MEC synthesis 57 Porta / Synthesis 60Tt Porta
ALUSUISSE alsec 2000 Porta 59 / Alsec 2000 Porta 69
BODEGA extrabind 70
DOMAL domal Break 52 Porta / Domal Break 70 Porta
Domal Security Porta / Domal Shops Porta / Domal Stopper Pg Porta
ESA blindal 60 Porta 1 Anta / Blindal 60 Porta 2 Ante
Blindal 70 Porta 1 Anta / Blindal 70 Porta 2 Ante
FRESIA global 48 Porta
INDIVEST alpha 445 Porta 2 Ante
METRA nc 45 International Porta / Nc 45 Superthermic Porta
Nc 55 International Porta / Nc 68 Superthermic Porta
Nuovo Nc 50 Porta / Superblindo
NEW TEC new Tec 50 Porta Complanare
New Tec 52 Tt Porta Complanare / New Tec 68 Tt Porta Complanare
OCMAfo 60 Tt Porta / Sv 47 Porta 1 Anta / Sv 47 Porta 2 Ante
Sv 62 Porta 1 Anta / Sv 62 Porta 2 Ante / Sv 62 Tt Porta 1 Anta
Sv 62 Tt Porta 2 Ante
PASSERINI ekip Blindo / Ekip Maastricht 53 Porta 1 Anta
Ekip Maastricht 53 Porta 2 Ante
Ekip Maastricht Th 60 Porta 1 Anta
Ekip Maastricht Th 60 Porta 2 Ante
Ekip Maastricht Th 68 Porta 1 Anta
Ekip Maastricht Th 68 Porta 2 Ante / Ekip Thermo 53 Porta
PROFILATI "Pe" "Eku 53" "Porta"
"Pe" "Eku 64 Tt" "Porta"
"Pe" "Eku 72 Tt" "Porta"
SCHÜCO royal 78 St Blindato / Royal S 50 N / Royal S 55 Tt
Royal S 65 Tt
WICONA 160A / L70A

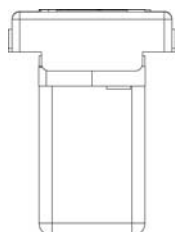
ADJUSTABLE closed striking plate for **CENTRAL LOCK** PERFORMA, all versions. Black-painted steel.

Flat front plate **29x216**

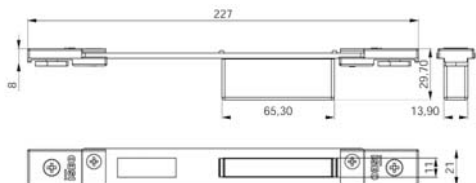
with vertical adjustment from 7 to 12 mm

and horizontal adjustment \pm mm 2.

038620 A 10 - 10



Full-size scale



ALCAN abithal Cristal / Abithal Keeper Porta C.E. / Winner Finestra
ALCOA fo 12 Ga / Europa Ga / Fo 12 T.T. / R 35 Reversible
R 35 Sormonto
ALLCO export 40 Finestra / Export 45 Tt Finestra / Export 50 Finestra
Export 50 Tt Finestra / Final 40 Finestra / Sicurblin C.E.
ALU-MEC synthesis 45 Finestra / Synthesis 57 Finestra
Synthesis 60 Tt Finestra
ALUSUISSE alsec 2000 Finestra 59 / Alsec 2000 Finestra 69
BODEGA bga 50 / New Bt 60
DOMAL domal Break 52 Finestra / Domal Break 70 Finestra
Domal Stopper Pg Finestra
EQUIPE sistema 8000 G.A. Finestra 1 Anta
Sistema 8000 G.A. Finestra 2 Ante / Sistema 8000 Tt Finestra 1 Anta
Sistema 8000 Tt Finestra 2 Ante
ESA isola Porta
ESEDRA ga 53 Porta / Tt 63 Porta / Tt 75 Porta
INDIVEST gold 400 Complanare / Gold 400 Sormonto
Gold 500 Complanare / Gold 500 Sormonto / Gold 600 Complanare
Gold 600 Sormonto
METRA nc 45 International Finestra / Nc 45 Superthermic Finestra
Nc 55 International Finestra / Nc 68 Superthermic Finestra
Nuovo Nc 40 Sorm. 2 Ante Con Riporto / Nuovo Nc 40 Sormonto 1 Anta
MORELLI ma 8300
OCMA fo 47 Finestra / Fc 55 Finestra / Fc 60 Tt Finestra
PASSERINI ekip 40 Evoluzione 1 Anta / Ekip 40 Evoluzione 2 Ante
Ekip 40 Sormonto 1 Anta / Ekip 40 Sormonto 2 Ante
Ekip Maastricht 53 Finestra / Ekip Maastricht Th 60 Finestra
Ekip Maastricht Th 68 Finestra
PROFILATI "Pe" "Eku 53" "Finestra" / "Pe" "Eku 64 Tt" "Finestra"
"Pe" "Eku 72 Tt" "Finestra" / Sistema 1 Pe 40 Comp./Est. 1 Anta
Sistema 1 Pe 40 Sormonto 1 Anta / Sistema 1 Pe 50 Comp./Est. 1 Anta
Sistema 1 Pe 50 Sormonto 1 Anta

ADJUSTABLE closed striking plate for **CENTRAL LOCK** PERFORMA, all versions. Black-painted steel.

Flat front plate **22x227**

with vertical adjustment through threaded plates

and horizontal adjustment \pm mm 9.

038621 A 10 - 10

For locks for metal frames series 72*



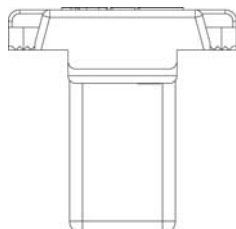
Code

Status
Single package

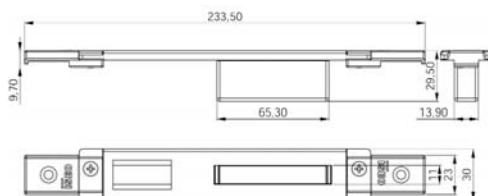
Multiple package

Min. ord.

Perforza



Full-size scale

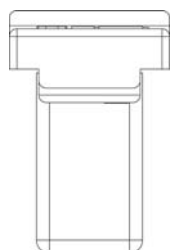


ALCOA alubind / R 40 Reversibile 1 Anta / R 40 Reversibile 2 Anta
R 40 Sormonto 1 Anta / R 40 Sormonto 2 Ante
R 50 Sormonto 1 Anta / R 50 Sormonto 2 Ante
R 50 Tt Sormonto 1 Anta / R 50 Tt Sormonto 2 Ante
R 60 Tt Complanare
ALL.CO all.Co 5 Reversibile / All.Co 5 Sormonto / ltes P4 Sormonto
ALU-K n 45 Reversibile
ESA giuntall Porta
FRESIA global 41 Complanare / Global 41 Sormonto
Global 48 Complanare / Global 48 Sormonto / Global 70 Taglio Termico
METRA nuovo Nc 50 Sormonto 1 Anta / Nuovo Nc 50 Sormonto 2 Ante
New Tecnew Tec 50 Porta Sormonto / New Tec 52 Tt Porta Sormonto
New Tec 60 Tt Porta Sormonto / New Tec 68 Tt Porta Sormonto
PASSERINI ekip 50 Sormonto 1 Anta / Ekip 50 Sormonto 2 Ante

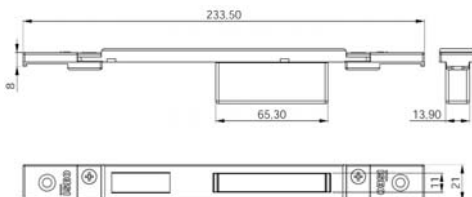
ADJUSTABLE closed striking plate for **CENTRAL LOCK** PERFORMA, all versions. Black-painted zamak.

Flat front plate **30x5,1x233,5**
horizontal adjustment ± 9 mm

038622 B 10 - 10



Full-size scale

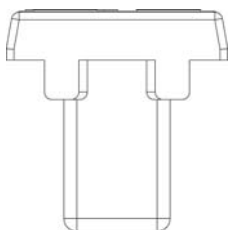


ALL.CO all.Co 5 Complanare / ltes P4 Complanare
ALNOR blindo Block / Montreal G.A.
ALU-K n 53 Complanare / N 55 Tt Complanare
ESA giuntall Complanare
INDINVEST alpha 255 Complanare / Alpha 370 Tt Complanare
Alpha 445 Finestra / Alpha 445 Porta 1 Anta
Alpha 658 Tt Complanare / Alpha Blitz 2000
Alpha Globo 45 / Alpha Globo 55
METRA nuovo Nc 40 Complanare / Nuovo Nc 40 Sormonto 2 Ante
Nuovo Nc 50 Complanare
PASSERINI ekip 40 Complanare 1 Anta
Ekip 40 Complanare 2 Ante
Ekip 50 Complanare 1 Anta / Ekip 50 Complanare 2 Ante
Ekip Thermo 53 Finestra 1 Anta / Ekip Thermo 53 Finestra 2 Ante
Ekip Thermo 58 Finestra 1 Anta / Ekip Thermo 58 Finestra 2 Ante
PROFILATI sistema 1 Pe 40 Comp./Est. 2 Ante
Sistema 1 Pe 40 Sormonto 2 Ante / Sistema 1 Pe 50 Comp. Est. 2 Ante
Sistema 1 Pe 50 Sormonto 2 Ante

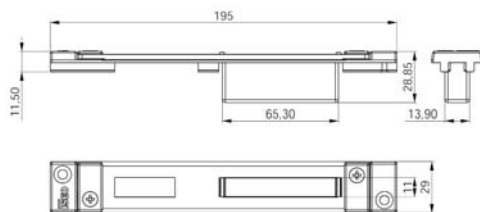
ADJUSTABLE closed striking plate for **CENTRAL LOCK** PERFORMA, all versions. Black-painted zamak.

Flat front plate **21x8x233,5**
horizontal adjustment ± 9 mm

038623 D 10 - 10



Full-size scale



ALCOA alubind / R 40 Reversibile 1 Anta
R 40 Reversibile 2 Ante
R 40 Sormonto 1 Anta / R 40 Sormonto 2 Ante
R 50 Sormonto 1 Anta / R 50 Sormonto 2 Ante
R 50 Tt Sormonto 1 Anta / R 50 Tt Sormonto 2 Ante
R 60 Tt Complanare

ADJUSTABLE closed striking plate for **CENTRAL LOCK** PERFORMA, all versions. Black-painted steel.

Flat front plate **29x195**
horizontal adjustment ± 13 mm

038624 A 10 - 10

For locks for metal frames series 72*



Code

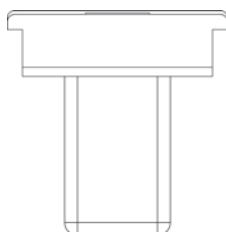
Status

Single package

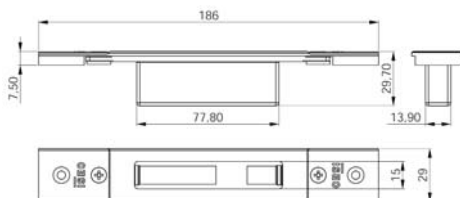
Multiple package

Min. ord.

Perforza



Full-size scale



- ALCAN abithal Keeper Porta 53-60 / Abithal Keeper Porta 61-68 Abithal Porta / Winner Porta
- ALCOA fb 12 Blindato / Formula F40 Porta / Formula F40 Tt Porta Formula F50 Porta / Formula F50 Tt Porta / Formula F60 Tt Porta Plana 1 Anta / Plana 2 Anta
- ALLCO all.Co 5 Porta / All.Co 5 Tt Porta / Export 50 Porta Export 50 Tt Porta / Sicurlin 65
- ALNOR montreal Porta
- ALU-K alublindo / N 45 Porta / N 53 Porta / N 55 Tt Porta N 62 Tt Porta
- ALU-MEC synthesis 57 Porta / Synthesis 60Tt Porta
- ALUSUISSE alsec 2000 Porta 59 / Alsec 2000 Porta 69
- BODEGA extrablind 70
- DOMAL domal Break 52 Porta / Domal Break 70 Porta Domal Security Porta / Domal Shops Porta / Domal Stopper Pg Porta
- ESA blindal 60 Porta 1 Anta / Blindal 60 Porta 2 Anta Blindal 70 Porta 1 Anta / Blindal 70 Porta 2 Anta
- FRESIA global 48 Porta
- INDIVEST alpha 445 Porta 2 Anta
- METRA nc 45 International Porta / Nc 45 Superthermic Porta Nc 55 International Porta / Nc 68 Superthermic Porta Nuovo Nc 50 Porta / Superblindo
- NEW TEC new Tec 50 Porta Complanare New Tec 52 Tt Porta Complanare / New Tec 68 Tt Porta Complanare
- OCMAfc 60 Tt Porta / Sv 47 Porta 1 Anta / Sv 47 Porta 2 Anta Sv 62 Porta 1 Anta / Sv 62 Porta 2 Anta / Sv 62 Tt Porta 1 Anta Sv 62 Tt Porta 2 Anta
- PASSERINI ekip Blindo / Ekip Maastricht 53 Porta 1 Anta Ekip Maastricht 53 Porta 2 Anta / Ekip Maastricht Th 60 Porta 1 Anta Ekip Maastricht Th 60 Porta 2 Anta Ekip Maastricht Th 68 Porta 1 Anta Ekip Maastricht Th 68 Porta 2 Anta / Ekip Thermo 53 Porta
- PROFILATI "Pe" "Eku 53" "Porta" "Pe" "Eku 64 Tt" "Porta" "Pe" "Eku 72 Tt" "Porta"
- SCHÜCO royal 78 St Blindato / Royal S 50 N / Royal S 55 Tt Royal S 65 Tt
- WICONA i60A / L70A

ADJUSTABLE closed striking plate for DEVIATORS

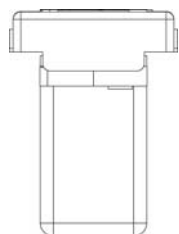
PERFORMA. Black-painted steel.

Flat front plate 29x186

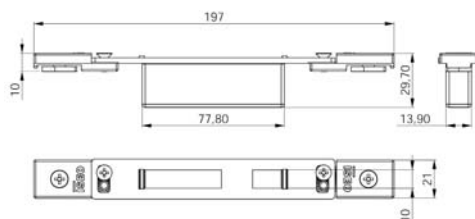
with vertical adjustment from 7 to 12 mm

and horizontal adjustment ± 2mm

038720 A 10 - 10



Full-size scale



- ALCAN abithal Cristal / Abithal Keeper Porta C.E. / Winner Finestra
- ALCOA fo 12 Ga / Europa Ga / Fo 12 T.T. / R 35 Reversibile R 35 Somonto
- ALLCO export 40 Finestra / Export 45 Tt Finestra / Export 50 Finestra Export 50 Tt Finestra / Final 40 Finestra / Sicurlin C.E.
- ALU-MEC synthesis 45 Finestra / Synthesis 57 Finestra Synthesis 60 Tt Finestra
- ALUSUISSE alsec 2000 Finestra 59 / Alsec 2000 Finestra 69
- BODEGA lga 50 / New Bt 60
- DOMAL domal Break 52 Finestra / Domal Break 70 Finestra Domal Stopper Pg Finestra
- EQUIPE sistema 8000 G.A. Finestra 1 Anta Sistema 8000 G.A. Finestra 2 Anta / Sistema 8000 Tt Finestra 1 Anta Sistema 8000 Tt Finestra 2 Anta
- ESA Isola Porta
- ESEDRA ga 53 Porta / Tt 63 Porta / Tt 75 Porta
- INDIVEST gold 400 Complanare / Gold 400 Somonto Gold 500 Complanare / Gold 500 Somonto / Gold 600 Complanare Gold 600 Somonto
- METRA nc 45 International Finestra / Nc 45 Superthermic Finestra Nc 55 International Finestra / Nc 68 Superthermic Finestra Nuovo Nc 40 Sorm. 2 Anta Con Riporto Nuovo Nc 40 Somonto 1 Anta
- MORELLI ma 8300
- OCMA fo 47 Finestra / Fo 55 Finestra / Fo 60 Tt Finestra
- PASSERINI ekip 40 Evoluzione 1 Anta / Ekip 40 Evoluzione 2 Anta Ekip 40 Somonto 1 Anta / Ekip 40 Somonto 2 Anta Ekip Maastricht 53 Finestra / Ekip Maastricht Th 60 Finestra Ekip Maastricht Th 68 Finestra
- PROFILATI "Pe" "Eku 53" "Finestra" / "Pe" "Eku 64 Tt" "Finestra" "Pe" "Eku 72 Tt" "Finestra" / Sistema 1 Pe 40 Comp./Est. 1 Anta Sistema 1 Pe 40 Somonto 1 Anta / Sistema 1 Pe 50 Comp./Est. 1 Anta Sistema 1 Pe 50 Somonto 1 Anta

ADJUSTABLE closed striking plate for DEVIATORS

PERFORMA, Black-painted steel.

Flat front plate 22x197

with vertical adjustment through threaded plates

and horizontal adjustment ± 9 mm

038721 A 10 - 10

For locks for metal frames series 72*



Code

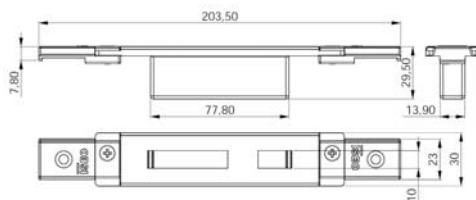
Status
Single package

Min. ord.

Perforza



Full-size scale



ADJUSTABLE closed striking plate for **DEVIATORS**

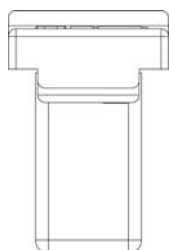
PERFORMA. Black-painted zamak.

Flat front plate **30x5,5x203,5**

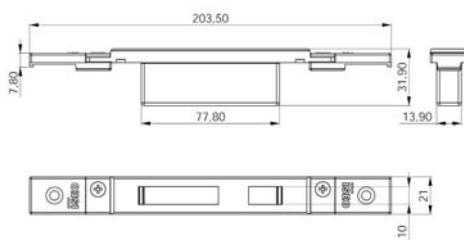
horizontal adjustment ± 9 mm

ALCOA alubind / R 40 Reversibile 1 Anta / R 40 Reversibile 2 Anta
R 40 Sormonto 1 Anta / R 40 Sormonto 2 Anta
R 50 Sormonto 1 Anta / R 50 Sormonto 2 Anta
R 50 Tt Sormonto 1 Anta / R 50 Tt Sormonto 2 Anta
R 60 Tt Complanare
ALL.CO all.Co 5 Reversibile / All.Co 5 Sormonto / Ites P4 Sormonto
ALU-K n 45 Reversibile
ESA giuntall Porta
FRESIA global 41 Complanare / Global 41 Sormonto
Global 48 Complanare / Global 48 Sormonto / Global 70 Taglio Termico
METRA nuovo Nc 50 Sormonto 1 Anta / Nuovo Nc 50 Sormonto 2 Anta
New Tecnew Tec 50 Porta Sormonto / New Tec 52 Tt Porta Sormonto
New Tec 60 Tt Porta Sormonto / New Tec 68 Tt Porta Sormonto
PASSERINI ekip 50 Sormonto 1 Anta / Ekip 50 Sormonto 2 Anta

038722 D 10 - 10



Full-size scale



ADJUSTABLE closed striking plate for **DEVIATORS**

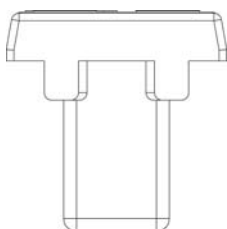
PERFORMA. Black-painted zamak.

Flat front plate **21x8x203,5**

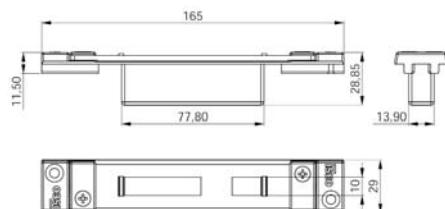
horizontal adjustment ± 9 mm

ALL.CO all.Co 5 Complanare / Ites P4 Complanare
ALNOR blindo Block / Montreal G.A.
ALU-K n 53 Complanare / N 55 Tt Complanare
ESA giuntall Complanare
INDINVEST alpha 255 Complanare / Alpha 370 Tt Complanare
Alpha 445 Finestra / Alpha 445 Porta 1 Anta
Alpha 658 Tt Complanare / Alpha Blitz 2000
Alpha Globo 45 / Alpha Globo 55
METRA nuovo Nc 40 Complanare / Nuovo Nc 40 Sormonto 2 Anta
Nuovo Nc 50 Complanare
PASSERINI ekip 40 Complanare 1 Anta / Ekip 40 Complanare 2 Anta
Ekip 50 Complanare 1 Anta / Ekip 50 Complanare 2 Anta
Ekip Thermo 53 Finestra 1 Anta / Ekip Thermo 53 Finestra 2 Anta
Ekip Thermo 58 Finestra 1 Anta / Ekip Thermo 58 Finestra 2 Anta
PROFILATI sistema 1 Pe 40 Comp./Est. 2 Anta
Sistema 1 Pe 40 Sormonto 2 Anta
Sistema 1 Pe 50 Comp./Est. 2 Anta
Sistema 1 Pe 50 Sormonto 2 Anta

038723 D 10 - 10



Full-size scale



ADJUSTABLE closed striking plate for **DEVIATORS**

PERFORMA. Black-painted steel.

Flat front plate **29x165**

horizontal adjustment ± 13 mm

ALCOA alubind / R 40 Reversibile 1 Anta
R 40 Reversibile 2 Anta
R 40 Sormonto 1 Anta / R 40 Sormonto 2 Anta
R 50 Sormonto 1 Anta / R 50 Sormonto 2 Anta
R 50 Tt Sormonto 1 Anta / R 50 Tt Sormonto 2 Anta
R 60 Tt Complanare

038724 A 10 - 10

For locks for metal frames series 72*




Code

Min. ord.
Multiple package
Single package
Status

Perforza



Full-size scale



ALCOA Fb 12 Blindato
Fb 12 Trad./Revamping
Gr 9
Plana 1 Anta
ESA Blindal 60 Porta 1 Anta
Blindal 60 Porta 2 Ante
ESA Blindal 70 Porta 1 Anta
Blindal 70 Porta 2 Ante
SCHUCO Royal S 50 N
Royal S 55 Tt
Royal S 65 Tt

Striking plates

FOR CENTRAL LOCK PERFORMA.

Stainless steel. Flat front plate **24x3x180.**

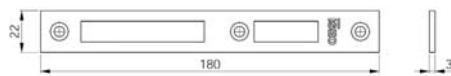
038230 C 10 - 10

Nickel plated. Flat front plate **24x3x180.**

038230H3 D 10 - 10



Full-size scale



Alcan Abithal Cristal / Abithal Keeper Porta C.E.
Winner Finestra
Alcoa Fb 12 Ga / Europa Ga / Fb 12 T.T. / R 35 Reversibile
R 35 Sormonto
All.Co Export 40 Finestra / Export 50 Finestra
Export 50 Tt Finestra / Final 40 Finestra / Sicurblin C.E.
Alu-mec Synthesis 45 Finestra / Synthesis 57 Finestra
Synthesis 60 Tt Finestra
Alusuisse Alsec 2000 Finestra 59 / Alsec 2000 Finestra 69
Bodega Bga 50 / New Bt 60
Domal Domal Break 52 Finestra / Domal Break 70 Finestra
Domal Stopper Pg Finestra
Equipe Sistema 8000 G.A. Finestra 1 Anta
Sistema 8000 G.A. Finestra 2 Ante
Esa Isola Porta
Esedra Ga 53 Porta / Ga 53 Porta / Tt 63 Porta / Tt 63 Porta
Tt 75 Porta / Tt 75 Porta
Indinvest Gold 400 Complanare / Gold 400 Sormonto
Gold 500 Complanare / Gold 500 Sormonto
Gold 600 Complanare / Gold 600 Sormonto
Metra Nc 45 International Finestra / Nc 45 Superthermic Finestra
Nc 55 International Finestra / Nc 68 Superthermic Finestra
Morelli Ma 8300
Ocma Fc 47 Finestra / Fc 55 Finestra / Fc 60 Tt Finestra
Passerini Ekip 40 Evoluzione 2 Ante / Ekip 40 Sormonto 2 Ante
Ekip 50 Sormonto 2 Ante / Ekip Maastricht 53 Finestra
Ekip Maastricht Th 60 Finestra / Ekip Maastricht Th 68 Finestra
Profilati "Pe" "Eku 53" Finestra / "Pe" "Eku 64 Tt" Finestra
"Pe" "Eku 72 Tt" Finestra"

Striking plates

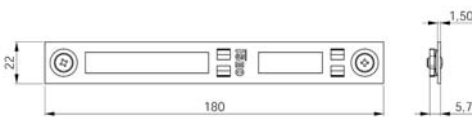
FOR CENTRAL LOCK PERFORMA.

Stainless steel. Flat front plate **22x3x180.**

038231 C 10 - 10



Full-size scale



Alcan Abithal Cristal / Abithal Keeper Porta C.E.
Winner Finestra
Alcoa Fb 12 Ga / Europa Ga / Fb 12 T.T. / R 35 Reversibile
R 35 Sormonto
All.Co Export 40 Finestra / Export 50 Finestra
Export 50 Tt Finestra / Final 40 Finestra / Sicurblin C.E.
Alu-mec Synthesis 45 Finestra / Synthesis 57 Finestra
Synthesis 60 Tt Finestra
Alusuisse Alsec 2000 Finestra 59 / Alsec 2000 Finestra 69
Bodega Bga 50 / New Bt 60
Domal Domal Break 52 Finestra / Domal Break 70 Finestra
Domal Stopper Pg Finestra
Equipe Sistema 8000 G.A. Finestra 1 Anta
Sistema 8000 G.A. Finestra 2 Ante
Esa Isola Porta
Esedra Ga 53 Porta / Ga 53 Porta / Tt 63 Porta / Tt 63 Porta
Tt 75 Porta / Tt 75 Porta
Indinvest Gold 400 Complanare / Gold 400 Sormonto
Gold 500 Complanare / Gold 500 Sormonto
Gold 600 Complanare / Gold 600 Sormonto
Metra Nc 45 International Finestra / Nc 45 Superthermic Finestra
Nc 55 International Finestra / Nc 68 Superthermic Finestra
Morelli Ma 8300
Ocma Fc 47 Finestra / Fc 55 Finestra / Fc 60 Tt Finestra
Passerini Ekip 40 Evoluzione 2 Ante / Ekip 40 Sormonto 2 Ante
Ekip 50 Sormonto 2 Ante / Ekip Maastricht 53 Finestra
Ekip Maastricht Th 60 Finestra / Ekip Maastricht Th 68 Finestra
Profilati "Pe" "Eku 53" Finestra / "Pe" "Eku 64 Tt" Finestra
"Pe" "Eku 72 Tt" Finestra"

Striking plates

FOR CENTRAL LOCK PERFORMA.

in stainless steel. Flat front plate **22x1,5x180.**

038235 D 10 - 10

For locks for metal frames series 72*




Code

Min. ord.
Multiple package
Single package
Status

Perforza



Full-size scale



METRA PARETI MOBILI

Striking plates

FOR CENTRAL LOCK PERFORMA.

Stainless steel. Flat front plate **20x3x180**.

038228 D 10 - 10



Full-size scale



ALCOA Fb 12 Blindato
Fb 12 Trad./Revamping
Gr 9
Plana 1 Anta
ESA Blindal 60 Porta 1 Anta
Blindal 60 Porta 2 Ante
ESA Blindal 70 Porta 1 Anta
Blindal 70 Porta 2 Ante
SCHUCO Royal S 50 N
Royal S 55 Tt
Royal S 65 Tt

Striking plates

FOR DEVIATORS PERFORMA.

Stainless steel. Flat front plate **24x3x132**.


038220 C 10 - 10

Nickel plated. Flat front plate **24x3x132**.

038220H3 D 10 - 10



Full-size scale



Alcan Abithal Cristal / Abithal Keeper Porta C.E.
Winner Finestra
Alcoa Fb 12 Ga / Europa Ga / Fb 12 T.T. / R 35 Reversibile
R 35 Sormonto
ALL.Co Export 40 Finestra / Export 50 Finestra
Export 50 Tt Finestra / Final 40 Finestra / Scurbin C.E.
Alu-mec Synthesis 45 Finestra / Synthesis 57 Finestra
Synthesis 60 Tt Finestra
Alusuisse Alsec 2000 Finestra 59 / Alsec 2000 Finestra 69
Badlega Bga 50 / New Bt 60
Domal Domal Break 52 Finestra / Domal Break 70 Finestra
Domal Stopper Pg Finestra
Equip Sistema 8000 G.A. Finestra 1 Anta
Sistema 8000 G.A. Finestra 2 Ante
Esa Isola Porta
Esadra Ga 53 Porta / Ga 53 Porta / Tt 63 Porta / Tt 63 Porta
Tt 75 Porta / Tt 75 Porta
Indinvest Gold 400 Complanare / Gold 400 Sormonto
Gold 500 Complanare / Gold 500 Sormonto
Gold 600 Complanare / Gold 600 Sormonto
Metra Nc 45 International Finestra / Nc 45 Superthermic Finestra
Nc 55 International Finestra / Nc 68 Superthermic Finestra
Morelli Ma 8300
Oma Fc 47 Finestra / Fc 55 Finestra / Fc 60 Tt Finestra
Passerini Ekip 40 Evoluzione 2 Ante / Ekip 40 Sormonto 2 Ante
Ekip 50 Sormonto 2 Ante / Ekip Maastricht 53 Finestra
Ekip Maastricht Th 60 Finestra / Ekip Maastricht Th 68 Finestra
Profilati "Pe" "Eku 53" Finestra / "Pe" "Eku 64 Tt" Finestra
"Pe" "Eku 72 Tt" Finestra

Striking plates

FOR DEVIATORS PERFORMA.

Stainless steel. Flat front plate **22x3x132**.

038221 C 10 - 10

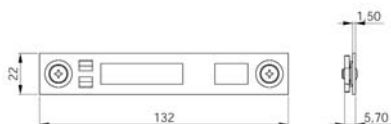
For locks for metal frames series 72*



Code

Min. ord.
Multiple
package
Single
package
Status

Perforza



Full-size scale

- Alcan Abithal Cristal / Abithal Keeper Porta C.E.
- Winner Finestra
- Alcoa Fb 12 Ga / Europa Ga / Fb 12 T.T. / R 35 Reversibile R 35 Sormonto
- ALL.Co Export 40 Finestra / Export 50 Finestra
- Export 50 Tt Finestra / Final 40 Finestra / Sicurblin C.E.
- Alu-mec Synthesis 45 Finestra / Synthesis 57 Finestra
- Synthesis 60 Tt Finestra
- Alusuisse Alsec 2000 Finestra 59 / Alsec 2000 Finestra 69
- Bodega Bga 50 / New Bt 60
- Domal Domal Break 52 Finestra / Domal Break 70 Finestra
- Domal Stopper Pg Finestra
- Equipe Sistema 8000 G.A. Finestra 1 Anta
- Sistema 8000 G.A. Finestra 2 Anta
- Esa Isola Porta
- Esedra Ga 53 Porta / Ga 53 Porta / Tt 63 Porta / Tt 63 Porta Tt 75 Porta / Tt 75 Porta
- Indinvest Gold 400 Complanare / Gold 400 Sormonto
- Gold 500 Complanare / Gold 500 Sormonto
- Gold 600 Complanare / Gold 600 Sormonto
- Metra Nc 45 International Finestra / Nc 45 Superthermic Finestra
- Nc 55 International Finestra / Nc 68 Superthermic Finestra
- Morelli Ma 8300
- Ocma Fc 47 Finestra / Fc 55 Finestra / Fc 60 Tt Finestra
- Passerini Ekip 40 Evoluzione 2 Anta / Ekip 40 Sormonto 2 Anta
- Ekip 50 Sormonto 2 Anta / Ekip Maastricht 53 Finestra
- Ekip Maastricht Th 60 Finestra / Ekip Maastricht Th 68 Finestra
- Profiliati *Pe **Eku 53** Finestra / *Pe **Eku 64 Tt** Finestra
- *Pe **Eku 72 Tt** Finestra

Striking plates

FOR DEVIATORS PERFORMA.

Stainless steel. Flat front plate **22x1,5x132.**

038225 D 10 - 10



Full-size scale


METRA PARETI MOBILI

Striking plates

FOR DEVIATORS PERFORMA.

Stainless steel. Flat front plate **20x3x132.**

038227 D 10 - 10



Multiblindo  **Motion**

**Electromechanical
automatic lock**



Multiblindo eMotion

Perfect combination of comfort and security in any situation.

The new electromechanical automatic lock represents the electronic evolution of Multiblindo Easy.

From the outside it operates by key or the most advanced electronic access control systems: fingerscan, keyboard, transponder, PIN-code. From the inside it operates electronically in a simple and fast way through a normal keyboard, allowing the end user to set three different locking functions: Total, Light, Free.



It is certified

according with EN14846:08 and prEN15685:09 European standards.

Multiblindo eMotion ensures top-level intrusion protection; it doesn't lose the settings in case of a black-out and, if necessary, it always assures the mechanical key or handle action.

Example of certification:



With sound feedback

A special system monitors the door status and sends opening and closing sound signals, which can be set or completely excluded by the end user.



Set your time

The user can set the time span between the opening pulse and the automatic relocking of the door.

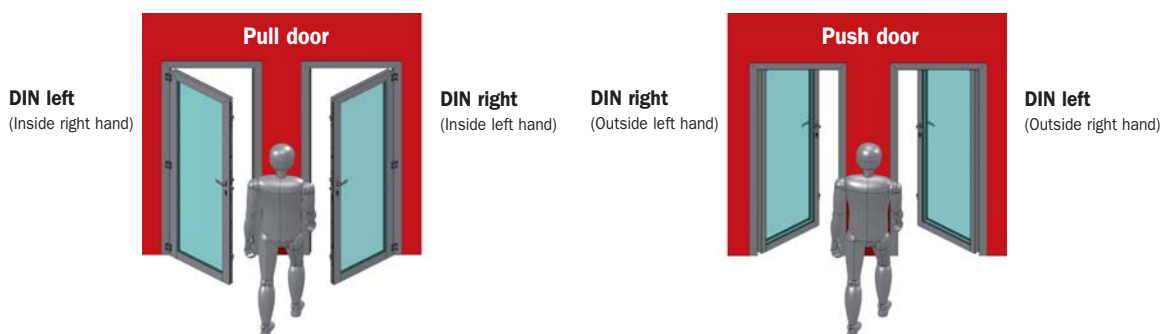
Multiblindo eMotion has three options allowing an instant opening as well as to choose the automatic relocking mode according to the user's security requirements. It is operated through an electronic control for all the settings.

Total. When pressing the pushbutton the door opens and a sound signal is produced. When it closes, Multiblindo eMotion will automatically trigger the latchbolt and deadbolts: the sound feedback will indicate the total locking. Total security: this setting ensures your door the highest security.

Light. When pressing the pushbutton the door opens and a sound signal is produced. When it closes, Multiblindo eMotion will automatically trigger the latchbolt only: a different and more flexible security level for a partial and fast locking.

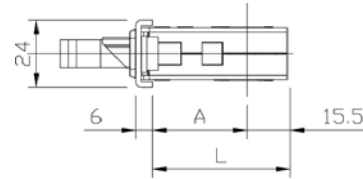
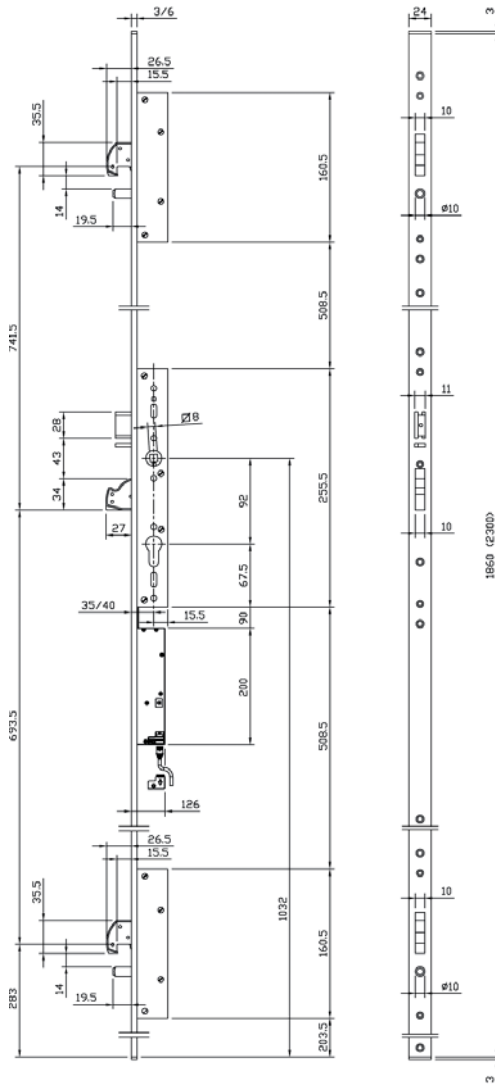
Free. With this setting, Multiblindo eMotion keeps the latchbolt and deadbolts completely unlocked: the door will stay in a free-opening status, in the classic hold-open situation. Total freedom ensuring a free access both from inside and outside until a new setting is given.

Conventional definition of door handing.

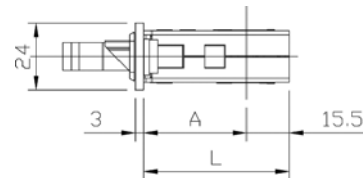




Multiblindo Motion 92 mm centre distance



ENTRATA	A	L
35	28	43.5
40	33	58.5



ENTRATA	A	L
35	32	47.5
40	37	52.5

ELECTROMECHANICAL 12V D.C. MULTIPOINT mortice lock for metal frames, AUTOMATIC LOCKING OF THE LATCHBOLT AND 3 DEADBOLTS, **ROTATING HOOK DEVIATORS**, Central lock, handle follower centre distance mm 92, operating with European profile cylinder. Right or left latchbolt, **non reversible**.

Deadbolts and latchbolt operated by key, handle or motor.

Lock and deviators deadbolts mm 27 throw, with anti-drill and anti-cut cover plates in carbonitrided steel.

Connection cable, 2 nylon end blocks for U-version. Fixing screws. Instruction sheet.

Accessories to be ordered separately:

Striking plates

U-front plate

mechanical strikers 033202 - 033203

strikers for deviators 033167 - 033171

Flat front plate

mechanical striker 033200 - 033201

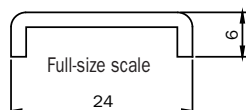
strikers for deviators 033165 - 033169



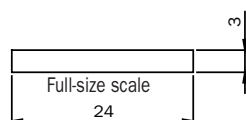
Code

Min. ord.
Multiple
package
Single
package
Status

Multiblindo Motion 92 mm centre distance



U-front plate mm 2300 x 24 x 6 in stainless steel. Backset mm 35 DIN RIGHT	7A3600352.D	D	1	-	1
U-front plate mm 2300 x 24 x 6 in stainless steel. Backset mm 40 DIN RIGHT	7A3600402.D	D	1	-	1
U-front plate mm 2300 x 24 x 6 in stainless steel. Backset mm 35 DIN LEFT	7A3600352.S	D	1	-	1
U-front plate mm 2300 x 24 x 6 in stainless steel. Backset mm 40 DIN LEFT	7A3600402.S	D	1	-	1



Flat front plate mm 2300 x 24 x 3 in stainless steel. Backset mm 35 DIN RIGHT	7A3610352.D	D	1	-	1
Flat front plate mm 2300 x 24 x 3 in stainless steel. Backset mm 40 DIN RIGHT	7A3610402.D	D	1	-	1
Flat front plate mm 2300 x 24 x 3 in stainless steel. Backset mm 35 DIN LEFT	7A3610352.S	D	1	-	1
Flat front plate mm 2300 x 24 x 3 in stainless steel. Backset mm 40 DIN LEFT	7A3610402.S	D	1	-	1



Power supply - 230V A.C. - 12V D.C. - 3A	94403000E	D	1	-	1
---	------------------	---	---	---	---



External soft cable tube L=300	94403010E	D	1	-	1
--------------------------------	------------------	---	---	---	---



Built-in soft cable tube L=300	94403110E	D	1	-	1
--------------------------------	------------------	---	---	---	---



Multiblindo Easy
Automatic lock



Multiblindo Easy

It is a Multiblindo by all means: same sizes and dimensions, same security level. But it is an all-new Multiblindo, **conceived with 3 different functions to be set by the end user.**

To use Multiblindo Easy you need to apply an external fixed knob or a pull handle; as a matter of fact, a “classic handle” would unlock the door (emergency function).



It has been designed and tested

according to the European standard prEN 15685.
It resists lateral forcing with a thrust of over 1,000 kg and a front load of over 600 kg.
The corrosion resistance is more than 240 hours in a saline environment.
Endurance: tested to over 200,000 opening and closing cycles under a 120N load.

Example of certification: lock Multiblindo Easy, models 7A32 – 7A34 – 7A36 – 7A38



Locking.

The outstanding feature of Multiblindo Easy is the automatic locking of the latchbolt and deadbolts, which comes into operation when the door is pulled close to the door jamb. The end user may change the operating mode by switching the selector placed on the lock faceplate. A special patented device allows the deadbolts to come out of the cases only when the latchbolt goes into the striking plate for at least 3 mm. The latchbolt aligns perfectly the wing to the door jamb; this operation ensures the best condition for the free movement of the deadbolts.



Opening.

Outside opening: the deadbolts are unlocked with a single turn of the key in the opening direction; the latchbolt is unlocked with a further ¼ turn.

Inside opening: the deadbolts are unlocked with a single turn of the key in the opening direction; the latchbolt is unlocked with a further ¼ turn.
Latchbolt and deadbolts are unlocked with 45° lever rotation.

Lever block.

The lever operation inside is blocked with a single turn of the key in the closing direction. The operation is restored with single turn of key in the opposite direction. To avoid incorrect or accidental use, the lever block operation is only allowed when the deadbolts are completely locked. This also ensures that:

- deadbolts automatic locking is fully completed
- deadbolts connecting rod has been blocked (an attack on one of the deadbolts does not damage the others). As far as security is concerned, the lever block prevents the opening from inside if required, or from outside in the event of a door breaking (i.e. glass frame doors).
In terms of safety it ensures a better exit control.



Total “0” Deadbolts and latchbolt automatic locking



Light “1” Locking by latchbolt only






Free “2” Setting without locking (it allows to set the hold-open function)

Multiblindo Easy

The door fitted with a Multiblindo Easy lock and tested by the **German Institute IFT ROSENHEIM** passed **CLASS 2 test according to EUROPEAN STANDARD DIN V ENV 1627:1999**



<p>Nachweis einbruchhemmende Eigenschaften</p> <p>Prüfbericht 212 38908</p>		
<p>Auftraggeber Hörmann KG Eckelhausen In der Bruchwiese 2 66625 Nohfelden</p>		
Produkt	einbruchhemmende Tür mit festem Seitenteil	<p>Grundlagen DIN V ENV 1627 : 1999 Fenster, Türen, Abschüsse - Einbruchhemmung – Anforder- ungen und Klassifizierung DIN V ENV 1628 : 1999 DIN V ENV 1629 : 1999 DIN V ENV 1630 : 1999</p>
Bezeichnung	TopPrestige	
Außenmaß (B x H)	2300 mm x 2300 mm	<p>Darstellung</p> 
(Rahmen) Material, System	Aluminium / Hörmann H20000, H21000, H25000	
Angriffsseite	Schließseite/Schließfläche nach DIN 107	<p>Verwendungshinweise Dieser Prüfbericht dient zum Nachweis der einbruchhem- menden Eigenschaften.</p>
Öffnungsart	Drehflügel nach innen Klasse P4 A Nach EN 356	
Verglastung	Alupaneel ohne Nachweis Automatikschloss, Dreifachverriegelung mit Bolzen-, Ha- kenkombinator, Typ Iseo-Multiblindo Hörmann-H5, Fa. Iseo Serrature; Profilylinder Typ R6 Fa. Iseo; Schutzbe- schlag Hörmann-HS1; zwei zweiteilige Bänder Nr. 4, Fa. Dr. Walter Hahn	<p>Gültigkeit Die genannten Daten und Er- gebnisse beziehen sich aus- schließlich auf den geprüften und beschriebenen Probekör- per. Die Prüfung der Einbruch- hemmung ermöglicht keine Aussage über weitere lei- stungs- und qualitätsbestim- mende Eigenschaften der vor- liegenden Konstruktion.</p>
Beschläge	Gemäß der Montageanleitung der Firma Hörmann KG Eckelhausen	
Montage	Hörmann KG Eckelhausen	<p>Abweichend von geprüfter Aus- führung sind folgende Größen- änderungen zulässig: in der Breite +10% und -20% in der Höhe +10% und -20%</p>
Schließzustand	geschlossen, verriegelt und verschlossen	
<p>Einbruchhemmung</p>  <p>Widerstandsklasse 2</p>		<p>Veröffentlichungshinweise Es gilt das Ift-Merkblatt „Bedin- gungen und Hinweise zur Be- nutzung von Ift-Prüf- dokumentationen“. Das Deckblatt kann als Kurz- fassung verwendet werden.</p>
<p>ift Rosenheim 17. Dezember 2009</p> <p><i>Christian Kehrer</i> Christian Kehrer, Dipl.-Ing. (FH) Prüfstellenleiter ift Zentrum Türen, Tore, Sicherheit</p> <p><i>Göthard Fellermeier</i> Göthard Fellermeier, Dipl.-Ing. (FH) Prüfingenieur ift Zentrum Türen, Tore, Sicherheit</p>		
<p>IFT Rosenheim GmbH ift Zentrum – Türen, Tore, Sicherheit Geschäftsführer Dr. Jochen Pechel</p>		<p>Inhalt Der Nachweis umfasst insge- samt 43 Seiten 1 Gegenstand 2 Durchföhrung 3 Einzelergebnissen 4 Beurteilung Anlage 1 (15 Seiten) Anlage 2 (11 Seiten)</p>
<p>Theodor-Gies-Straße 7 - 9 D-33228 Rosenheim Tel.: +49 (0)8291/20-0 Fax: +49 (0)8291/20-240 www.ift-rosenheim.de</p>		
<p>Straße 63028 Rosenheim A3 - Hausladen 1910 14022 Sparkasse Rosenheim RTO 540 430 030 B.Z. 711 500 03</p>		<p>Notruf-Service: 0751 A-Verkehr: PÜZ-Gesellschaft, BAIF 10 DAP-PL008.09</p>
<p>IFT ROSENHEIM</p>		

CLASS
2



Code

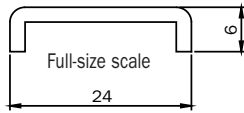
Status

Single
package

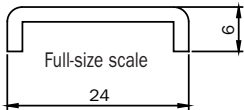
Multiple
package

Min. ord.

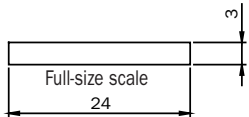
Multiblindo Easy 92 mm centre distance



U-front plate mm 1860 x 24 x 6 in stainless steel. Backset mm 35 DIN RIGHT	7A3201352.D	C	1	-	1
U-front plate mm 1860 x 24 x 6 in stainless steel. Backset mm 40 DIN RIGHT	7A3201402.D	B	1	-	1
U-front plate mm 1860 x 24 x 6 in stainless steel. Backset mm 35 DIN LEFT	7A3201352.S	C	1	-	1
U-front plate mm 1860 x 24 x 6 in stainless steel. Backset mm 40 DIN LEFT	7A3201402.S	B	1	-	1

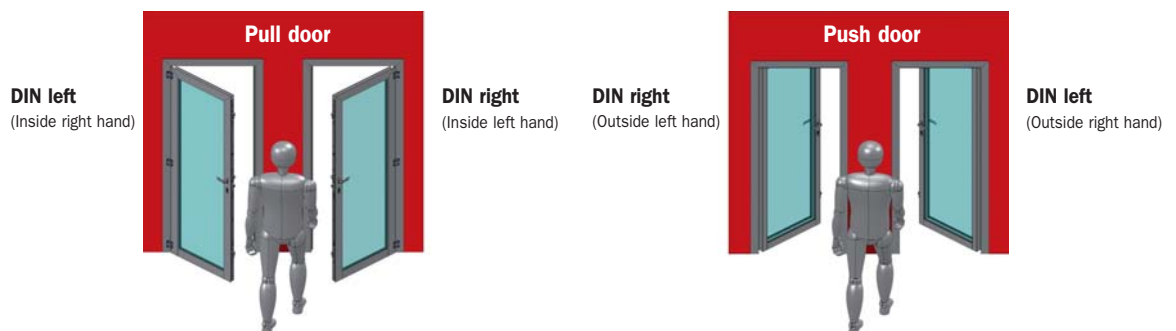


U-front plate mm 2300 x 24 x 6 in stainless steel. Backset mm 35 DIN RIGHT	7A3200352.D	D	1	-	1
U-front plate mm 2300 x 24 x 6 in stainless steel. Backset mm 40 DIN RIGHT	7A3200402.D	D	1	-	1
U-front plate mm 2300 x 24 x 6 in stainless steel. Backset mm 35 DIN LEFT	7A3200352.S	D	1	-	1
U-front plate mm 2300 x 24 x 6 in stainless steel. Backset mm 40 DIN LEFT	7A3200402.S	D	1	-	1



Flat front plate mm 2300 x 24 x 3 in stainless steel. Backset mm 35 DIN RIGHT	7A3210352.D	C	1	-	1
Flat front plate mm 2300 x 24 x 3 in stainless steel. Backset mm 40 DIN RIGHT	7A3210402.D	C	1	-	1
Flat front plate mm 2300 x 24 x 3 in stainless steel. Backset mm 35 DIN LEFT	7A3210352.S	D	1	-	1
Flat front plate mm 2300 x 24 x 3 in stainless steel. Backset mm 40 DIN LEFT	7A3210402.S	D	1	-	1

Conventional definition of door handing.





Code

Min. ord.
Multiple
package
Single
package
Status

Option: with hole for SWISS profile cylinder



For cylinder 22 mm



Multiblindo Motion

ELECTROMECHANICAL central lock, centre distance 94 mm

U-front plate mm 1860 x 24 x 6 in stainless steel. Backset 40 mm	DIN RIGHT * 7A3801402.D	D	1	-	1
U-front plate mm 1860 x 24 x 6 in stainless steel. Backset 40 mm	DIN LEFT * 7A3801402.S	D	1	-	1
U-front plate mm 2300 x 24 x 6 in stainless steel. Backset 40 mm	DIN RIGHT * 7A3800402.D	D	1	-	1
U-front plate mm 2300 x 24 x 6 in stainless steel. Backset 40 mm	DIN LEFT * 7A3800402.S	D	1	-	1
U-front plate mm 2300 x 24 x 3 in stainless steel. Backset 40 mm	DIN RIGHT * 7A3810402.D	D	1	-	1
U-front plate mm 2300 x 24 x 3 in stainless steel. Backset 40 mm	DIN LEFT * 7A3810402.S	D	1	-	1

Multiblindo Easy

MECHANICAL central lock, centre distance 94 mm

U-front plate mm 1860 x 24 x 6 in stainless steel. Backset 40 mm	DIN RIGHT * 7A3401402.D	D	1	-	1
U-front plate mm 1860 x 24 x 6 in stainless steel. Backset 40 mm	DIN LEFT * 7A3401402.S	D	1	-	1
U-front plate mm 2300 x 24 x 6 in stainless steel. Backset 40 mm	DIN RIGHT * 7A3400402.D	D	1	-	1
U-front plate mm 2300 x 24 x 6 in stainless steel. Backset 40 mm	DIN LEFT * 7A3400402.S	D	1	-	1
U-front plate mm 2300 x 24 x 3 in stainless steel. Backset 40 mm	DIN RIGHT * 7A3410402.D	D	1	-	1
U-front plate mm 2300 x 24 x 3 in stainless steel. Backset 40 mm	DIN LEFT * 7A3410402.S	D	1	-	1

* Availability and delivery to be agreed

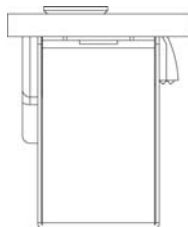
**For locks for metal frames
series 7A***



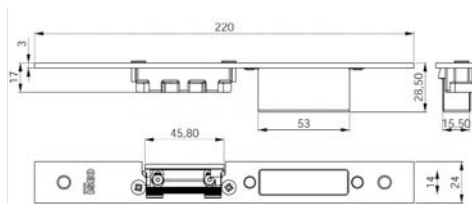
Code

Min. ord.
Multiple
package
Single
package
Status

Multiblindo Easy and Multiblindo Motion



Full-size scale



- ALL.CO All.Co 5 Porta / All.Co 5 TT Porta
- Export 50/50 TT Porta / Scirubin 65
- ALU-K Alublindo / N 45 Porta / N 53 Porta / N 55 TT Porta
- N 62 TT Porta
- ALU-MEC Synthesis 57 Porta / Synthesis 60TT Porta
- DOMAL Stopper PG Porta
- ESA Blindal 60 Porta 1 Anta / 60 Porta 2 Ante
- INDINVEST Alpha 445 Porta 2 Ante
- METRA NC 45 International Porta
- NC 45 Superthermic Porta / NC 55 International Porta
- NC 68 Superthermic Porta / Nuovo NC 50 Porta
- Superblindo
- PASSERINI Ekip Blindo
- SCHUCO Royal 78 ST Blindato
- Royal S 50 N
- Royal S 55 TT
- Royal S 65 TT

ADJUSTABLE closed striking plate for **CENTRAL LOCK**

MULTIBLINDO EASY and MULTIBLINDO EMOTION. Material: stainless steel.

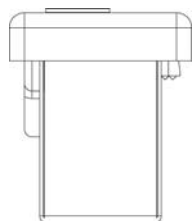
With mechanical striker.

Flat front plate **24x3x220 DIN LEFT**

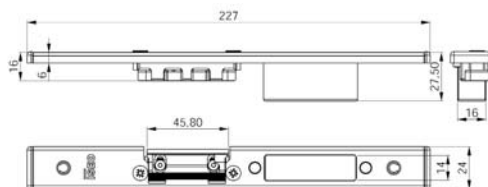
033200 C 10 - 10

Flat front plate **24x3x220 DIN RIGHT**

033201 D 10 - 10



Full-size scale



- ALCAN Abithal Keeper Porta 53-60 / 61-68
- Abithal Porta / Winner Porta
- ALCOA FB 12 Blindato Porta
- Plana 1 Anta / Plana 2 Ante
- ALL.CO All.Co 5 Porta / All.Co 5 TT Porta
- Export 50/50 TT Porta / Scirubin 65
- ALNOR Montreal Porta
- ALUSUISSE Alsec 2000 Porta 59 / Alsec 2000 Porta 69
- ALU-K Alublindo / N 45 Porta / N 53 Porta / N 55 TT Porta
- N 62 TT Porta
- ALU-MEC Synthesis 57 Porta / Synthesis 60TT Porta
- BODEGA Extrablind 70
- DOMAL Domal Break 52 Porta / Domal Break 70 Porta
- Security Porta / Shops Porta / Stopper PG Porta
- ESA Blindal 60 Porta 1 Anta / 60 Porta 2 Ante
- Blindal 70 Porta 1 Anta / 70 Porta 2 Ante
- FRESIA Global 48 Porta
- INDINVEST Alpha 445 Porta 2 Ante
- METRA NC 45 International Porta
- NC 45 Superthermic Porta / NC 55 International Porta
- NC 68 Superthermic Porta / Nuovo NC 50 Porta
- Superblindo
- NEW TEC New Tec 50 Porta Complanare
- OCMA SV 47 Porta 1 Anta
- SV 62 Porta 1 Anta
- SV 62 TT Porta 1 Anta
- PASSERINI Ekip Blindo
- Ekip Maastricht 53 Porta 1 Anta
- Ekip Maastricht 53 Porta 2 Ante
- Ekip Maastricht TH 60/68 Porta 1 Anta
- Ekip Maastricht TH 60/68 Porta 2 Ante
- Ekip Thermo 53 Porta
- PROFILATI PE " Eku 53" Porta
- PE "Eku 64 TT" Porta
- PE "Eku 72 Tt" Porta
- Sistema 1 PE 40 Complanare /Esterno 2 Ante
- Sistema 1 PE 40 Sormonto 2 Ante
- SCHUCO Royal 78 ST Blindato
- Royal S 50 N
- Royal S 55 TT
- Royal S 65 TT
- WICONA L60A / L70A

ADJUSTABLE closed striking plate for **CENTRAL LOCK**

MULTIBLINDO EASY and MULTIBLINDO EMOTION. Material: stainless steel.

With mechanical striker.

U-front plate **24x6x220 DIN LEFT**

033202 D 10 - 10

U-front plate **24x6x220 DIN RIGHT**

033203 D 10 - 10

**For locks for metal frames
series 7A***

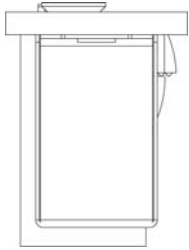


Code

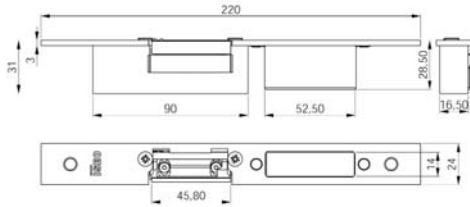
Status
Single
package

Min. ord.

Multiblindo Easy



Full-size scale



- ALL.CO All.Co 5 Porta / All.Co 5 TT Porta
- Export 50/50 TT Porta / Scirubin 65
- ALU-K Alublindo / N 45 Porta / N 53 Porta / N 55 TT Porta
- N 62 TT Porta
- ALU-MEC Synthesis 57 Porta / Synthesis 60TT Porta
- DOMAL Stopper PG Porta
- ESA Blindal 60 Porta 1 Anta / 60 Porta 2 Ante
- INDINVEST Alpha 445 Porta 2 Ante
- METRA NC 45 International Porta
- NC 45 Superthermic Porta / NC 55 International Porta
- NC 68 Superthermic Porta / Nuovo NC 50 Porta
- Superblindo
- PASSERINI Ekip Blindo
- SCHUCO Royal 78 ST Blindato
- Royal S 50 N
- Royal S 55 TT
- Royal S 65 TT

ADJUSTABLE closed striking plate for **CENTRAL LOCK**

MULTIBLINDO EASY. Material: stainless steel.

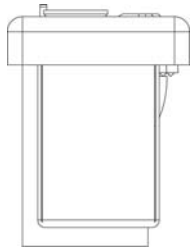
With electric striker.

Flat front plate **24x3x220 DIN LEFT**

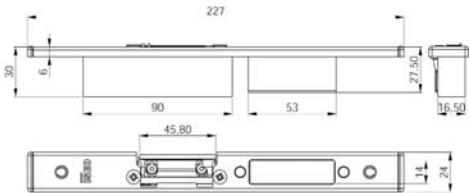
033210 D 10 - 10

Flat front plate **24x3x220 DIN RIGHT**

033211 D 10 - 10



Full-size scale



- ALCAN Abithal Keeper Porta 53/60 / 61/68
- Abithal Porta / Winner Porta
- ALCOA FB 12 Blindato Porta
- Plana 1 Anta / Plana 2 Ante
- ALL.CO All.Co 5 Porta / All.Co 5 TT Porta
- Export 50/50 TT Porta / Scirubin 65
- ALNOR Montreal Porta
- ALUSISSE Alsec 2000 Porta 59 / Alsec 2000 Porta 69
- ALU-K Alublindo / N 45 Porta / N 53 Porta / N 55 TT Porta
- N 62 TT Porta
- ALU-MEC Synthesis 57 Porta / Synthesis 60TT Porta
- BODEGA Extrablind 70
- DOMAL Domal Break 52 Porta / Domal Break 70 Porta
- Security Porta / Shops Porta / Stopper PG Porta
- ESA Blindal 60 Porta 1 Anta / 60 Porta 2 Ante
- Blindal 70 Porta 1 Anta / 70 Porta 2 Ante
- FRESIA Global 48 Porta
- INDINVEST Alpha 445 Porta 2 Ante
- METRA NC 45 International Porta
- NC 45 Superthermic Porta / NC 55 International Porta
- NC 68 Superthermic Porta / Nuovo NC 50 Porta
- Superblindo
- NEW TEC New Tec 50 Porta Complanare
- OCMA SV 47 Porta 1 Anta
- SV 62 Porta 1 Anta
- SV 62 TT Porta 1 Anta
- PASSERINI Ekip Blindo
- Ekip Maastricht 53 Porta 1 Anta
- Ekip Maastricht 53 Porta 2 Ante
- Ekip Maastricht TH 60/68 Porta 1 Anta
- Ekip Maastricht TH 60/68 Porta 2 Ante
- Ekip Thermo 53 Porta
- PROFILATI PE "Eku 53" Porta
- PE "Eku 64 TT" Porta
- PE "Eku 72 Tt" Porta
- Sistema 1 PE 40 Complanare / Esterno 2 Ante
- Sistema 1 PE 40 Sormonto 2 Ante
- SCHUCO Royal 78 ST Blindato
- Royal S 50 N
- Royal S 55 TT
- Royal S 65 TT
- WICONA L60A / L70A

ADJUSTABLE closed striking plate for **CENTRAL LOCK**

MULTIBLINDO EASY. Material: stainless steel.

With electric striker.

U-front plate **24x6x220 DIN LEFT**

033212 D 10 - 10

U-front plate **24x6x220 DIN RIGHT**

033213 D 10 - 10

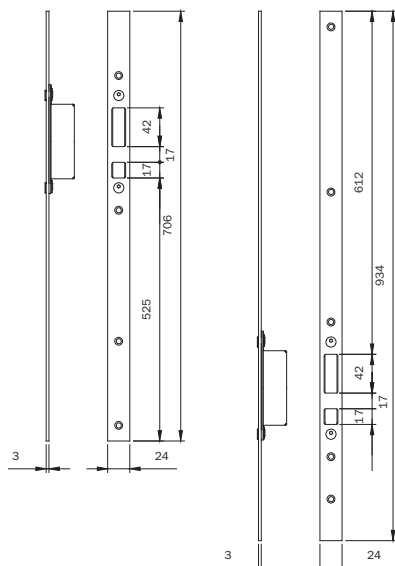
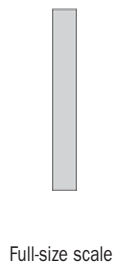
For locks for metal frames series 7A*



Code

Min. ord.
Multiple
package
Single
package
Status

Multiblindo Easy



- ALL.CO All.Co 5 Porta / All.Co 5 TT Porta
- Export 50/50 TT Porta / Sicurblin 65
- ALU-K Alublindo / N 45 Porta / N 53 Porta / N 55 TT Porta
- N 62 TT Porta
- ALU-MEC Synthesis 57 Porta / Synthesis 60TT Porta
- DOMAL Stopper PG Porta
- ESA Blindal 60 Porta 1 Anta / 60 Porta 2 Ante
- INDINVEST Alpha 445 Porta 2 Ante
- METRA NC 45 International Porta
- NC 45 Superthermic Porta / NC 55 International Porta
- NC 68 Superthermic Porta / Nuovo NC 50 Porta
- Superblindo
- PASSERINI Ekip Blindo
- SCHUCO Royal 78 ST Blindato
- Royal S 50 N
- Royal S 55 TT
- Royal S 65 TT

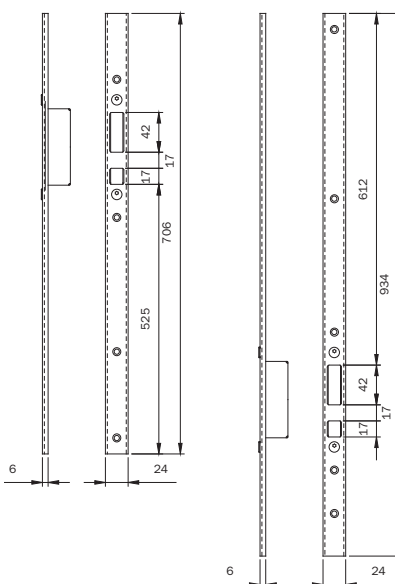
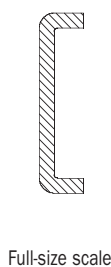
Pair of **ADJUSTABLE** closed **STRIKING PLATES** for top/bottom **HOOK DEVIATORS** MULTIBLINDO EASY.

Material: stainless steel. Flat front plate **24X3X1860**

Can be used with central striking plates.

033200 - 033201 - 033210 - 033211 - 033160 - 033161

033165 D 10 - 10



- ALCAN Abithal Keeper Porta 53-60 / 61-68
- Abithal Porta / Winner Porta
- ALCOA FB 12 Blindato Porta
- Plana 1 Anta / Plana 2 Ante
- ALL.CO All.Co 5 Porta / All.Co 5 TT Porta
- Export 50/50 TT Porta / Sicurblin 65
- ALNOR Montreal Porta
- ALUSUISSE Alsec 2000 Porta 59 / Alsec 2000 Porta 69
- ALU-K Alublindo / N 45 Porta / N 53 Porta / N 55 TT Porta
- N 62 TT Porta
- ALU-MEC Synthesis 57 Porta / Synthesis 60TT Porta
- BODEGA Extrablind 70
- DOMAL Domal Break 52 Porta / Domal Break 70 Porta
- Security Porta / Shops Porta / Stopper PG Porta
- ESA Blindal 60 Porta 1 Anta / 60 Porta 2 Ante
- Blindal 70 Porta 1 Anta / 70 Porta 2 Ante
- FRESIA Global 48 Porta
- INDINVEST Alpha 445 Porta 2 Ante
- METRA NC 45 International Porta
- NC 45 Superthermic Porta / NC 55 International Porta
- NC 68 Superthermic Porta / Nuovo NC 50 Porta
- Superblindo
- NEW TEC New Tec 50 Porta Complanare
- OCMA SV 47 Porta 1 Anta
- SV 62 Porta 1 Anta
- SV 62 TT Porta 1 Anta
- PASSERINI Ekip Blindo
- Ekip Maastricht 53 Porta 1 Anta
- Ekip Maastricht 53 Porta 2 Ante
- Ekip Maastricht TH 60/68 Porta 1 Anta
- Ekip Maastricht TH 60/68 Porta 2 Ante
- Ekip Thermo 53 Porta
- PROFILATI PE "Eku 53" Porta
- PE "Eku 64 TT " Porta
- PE "Eku 72 Tt " Porta
- Sistema 1 PE 40 Complanare /Esterno 2 Ante
- Sistema 1 PE 40 Sormonto 2 Ante
- SCHUCO Royal 78 ST Blindato
- Royal S 50 N
- Royal S 55 TT
- Royal S 65 TT
- WICONA L60A / L70-A

Pair of **ADJUSTABLE** closed **STRIKING PLATES** for top/bottom **HOOK DEVIATORS** MULTIBLINDO. Material: stainless steel.

U-front plate **24X6X1860**. Can be used with central striking plates

033202 - 033203 - 033212 - 033213 - 033162 - 033163

033167 C 10 - 10

For locks for metal frames
series 7A*



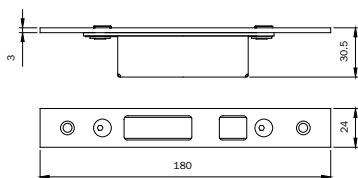
Code

Min. ord.
Multiple
package
Single
package
Status

Multiblindo Easy and Multiblindo Motion



Full-size scale



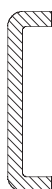
ALL.CO All.Co 5 Porta / All.Co 5 TT Porta
Export 50/50 TT Porta / Sicurblin 65
ALU-K Alublindo / N 45 Porta / N 53 Porta / N 55 TT Porta
N 62 TT Porta
ALU-MEC Synthesis 57 Porta / Synthesis 60TT Porta
DOMAL Stopper PG Porta
ESA Blindal 60 Porta 1 Anta / 60 Porta 2 Ante
INDINVEST Alpha 445 Porta 2 Ante
METRA NC 45 International Porta
NC 45 Superthermic Porta / NC 55 International Porta
NC 68 Superthermic Porta / Nuovo NC 50 Porta
Superblindo
PASSERINI Ekip Blindo
SCHUCO Royal 78 ST Blindato
Royal S 50 N
Royal S 55 TT
Royal S 65 TT

ADJUSTABLE closed striking plate for **HOOK DEVIATORS** MULTIBLINDO EASY and MULTINBLINDO EMOTION.

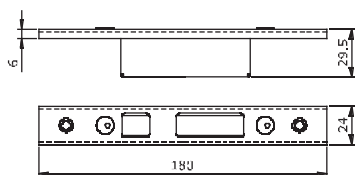
Material: stainless steel. Flat front plate **24X3X180**. To be used with striking plates.

033200 - 033201 - 033210 - 033211 - 033160 - 033161

033169 C 10 - 10



Full-size scale



ALCAN Abithal Keeper Porta 53/60 / 61/68
Abithal Porta / Winner Porta
ALCOA FB 12 Blindato Porta
Plana 1 Anta / Plana 2 Ante
ALL.CO All.Co 5 Porta / All.Co 5 TT Porta
Export 50/50 TT Porta / Sicurblin 65
ALNOR Montreal Porta
ALUSUISSE Alsec 2000 Porta 59 / Alsec 2000 Porta 69
ALU-K Alublindo / N 45 Porta / N 53 Porta / N 55 TT Porta
N 62 TT Porta
ALU-MEC Synthesis 57 Porta / Synthesis 60TT Porta
BODEGA Extrablind 70
DOMAL Domal Break 52 Porta / Domal Break 70 Porta
Security Porta / Shops Porta / Stopper PG Porta
ESA Blindal 60 Porta 1 Anta / 60 Porta 2 Ante
Blindal 70 Porta 1 Anta / 70 Porta 2 Ante
FRESIA Global 48 Porta
INDINVEST Alpha 445 Porta 2 Ante
METRA NC 45 International Porta
NC 45 Superthermic Porta / NC 55 International Porta
NC 68 Superthermic Porta / Nuovo NC 50 Porta
Superblindo
NEW TEC New Tec 50 Porta Complanare
OCMA SV 47 Porta 1 Anta
SV 62 Porta 1 Anta
SV 62 TT Porta 1 Anta
PASSERINI Ekip Blindo
Ekip Maastricht 53 Porta 1 Anta
Ekip Maastricht 53 Porta 2 Ante
Ekip Maastricht TH 60/68 Porta 1 Anta
Ekip Maastricht TH 60/68 Porta 2 Ante
Ekip Thermo 53 Porta
PROFILATI PE " Eku 53" Porta
PE "Eku 64 TT " Porta
PE "Eku 72 Tt " Porta
Sistema 1 PE 40 Complanare /Esterno 2 Ante
Sistema 1 PE 40 Sormonto 2 Ante
SCHUCO Royal 78 ST Blindato
Royal S 50 N
Royal S 55 TT
Royal S 65 TT
WICONA L60A / L70A

ADJUSTABLE closed striking plate for **HOOK DEVIATORS**

MULTIBLINDO EASY and MULTIBLINDO EMOTION.

Material: stainless steel.

U-front plate **24X3X180**. To be used with striking plates.

033202 - 033203 - 033212 - 033213 - 033162 - 033163

033171 B 10 - 10



Multiblindo classic

**Lock for
metal frames**



Multiblindo classic



It has been designed and tested

according to the European standards EN 12209:05 (lateral locking version) and prEN 15685 (3-point locking version).

It resists lateral forcing with a thrust of over 1,000 kg and a front load of over 600 kg.

The corrosion resistance is more than 240 hours in a saline environment.

Endurance: tested to over 200,000 opening and closing cycles under a 120N load.

Example of certification lock Multiblindo, series 7955 - 7945 - 7991 - 79034

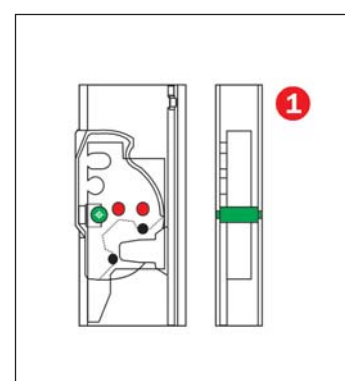
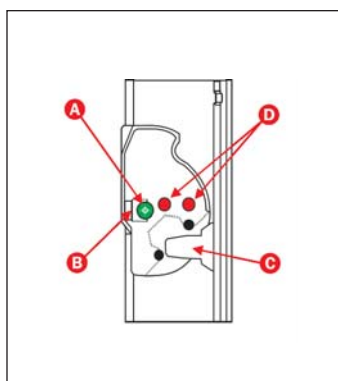


Adopting MULTIBLINDO, together with ISEO cylinders range, means reaching an extremely high security standard to the doors.

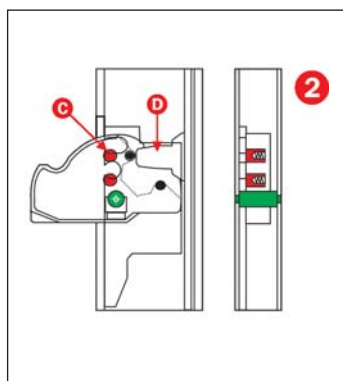
MULTIBLINDO's security features include:

- steel lock case, closed on all sides;
- reinforced deadbolts with carbon-nitrite steel layers for high cut and drill protection;
- new deadbolt system (patented) preventing cracking (fig. 2,3,4);
- external forces applied on one of the deadbolts have no effect on the other two, which means that any eventual cracking attempts would have to be repeated separately for each deadbolt.

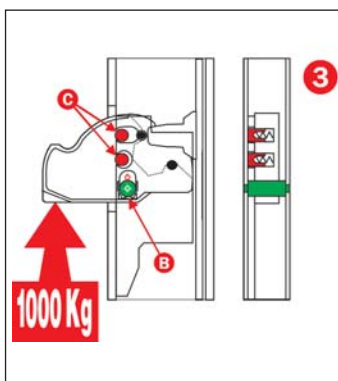
- A) DEADBOLT fulcrum pin
- B) Programmed breaking point
- C) Security pins
- D) Movement transmission and DEADBOLT locking rod



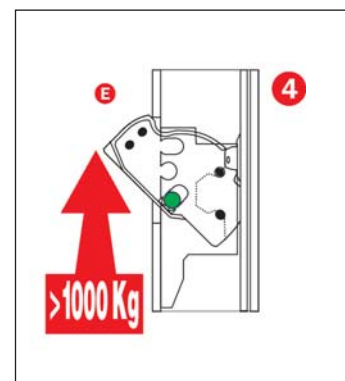
Open lock



Closed lock. Blocking is ensured by element "D", which opposes the deadbolt and secures it against the back wall of the lock case. Pins "C" are not operating.



By applying an upwards force, equivalent to one metric ton, breaking point "B" yields letting pins "C" insert themselves into their respective spaces in the plate consolidated to the lock case. The dead bolt and the case fundamentally become one single body



The deadbolt can no longer enter again the lock case when its rotation axis is moved, as it interferes with the front plate "E".

Multiblindo classic

The door fitted with a Multiblindo lock and tested by the **German Institute IFT ROSENHEIM**, passed **CLASS 3 test according to EUROPEAN STANDARD DIN V ENV 1627:1999**

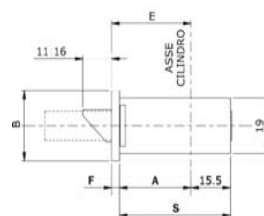
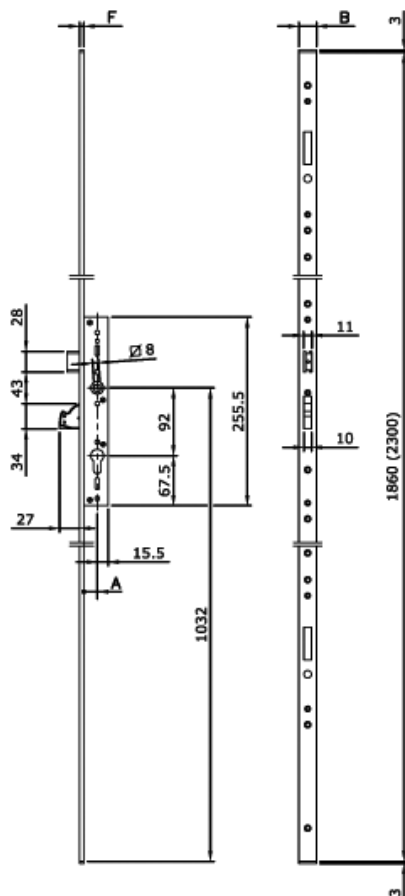


Kurzbericht		
Nr. 212 24151		
Auftrag	Prüfung der einbruchhemmenden Eigenschaften nach DIN V ENV 1627	
Auftraggeber	Tegtmeier GmbH & Co. KG Metallbauwerk Oeynhausener Str. 40 32584 Löhne/Westfalen	
Probekörper	Prüfdatum 26. Juli 2001 Produktbezeichnung „Tebau Therm 80“ Bauart einflügelige Aluminiumrahmentür mit Seitenteil Angriffsseite Schließseite / Schließfläche gemäß DIN 107 Außenabmessungen 1400 mm x 2100 mm (B x H) Rahmenmaterial Aluminium Profilsystem TT80 Konstruktionsfugen Schattenfuge 4mm, unten 20 mm Beschläge *) Schloss Fa. ISEO Multi Blindo nach DIN 12209 Klasse 5 mit Profilylinder der Fa. Dom, Art.-Nr.: 25 500 91 sowie mit verdecktliegende Band der Fa. Tebau.	
Verglasung	nach DIN 52290 - B1	
Paneel	nach DIN 52290 - B3	
Montage	Montageanleitung Stand Januar 2001, Blatt 1	
Ausführungsvarianten	- Abweichungen von der geprüften Größe gemäß DIN V ENV 1627 in der Breite maximal + 10% und - 20 % und in der Höhe maximal + 10% und - 20 %. - weitere Ausführungsvarianten siehe Anlage 1, Blatt 1	
Ergebnis	Der Probekörper erfüllt die Anforderungen an einbruchhemmende Türen der <p style="text-align: center;">Widerstandsklasse 3 nach DIN V ENV 1627 : 1999</p>	
Verwendung von ift-Prüfberichten	Entsprechend dem ift-Merkblatt und nur so lange, wie sich die Bauart des Produktes sowie der Inhalt und die Gültigkeit der Norm nicht ändern.	
ift Rosenheim	20. September 2001	
		
Dr. Helmut Hohenstein Institutsleiter	i. A. Christian Kehrer Leiter Prüffeld Türen, Tore, Sicherheit	
<small>Institut für Fenstertechnik e.V. Leiter: Dr. Helmut Hohenstein Theodor-Gießl-Str. 7-9 83026 Rosenheim</small>	<small>Telefon +49 (0) 8031 261-0 Telefax +49 (0) 8031 261-290 e-mail info@ift-rosenheim.de http://www.ift-rosenheim.de</small>	<small>Sparkasse Rosenheim: Kto. 38 22 (BLZ 711 500 00) Postcheckamt München: Kto. 2949 26-801 (BLZ 700 100 80)</small>
		<small>Deutscher Ankerbauverein Rat DAAR DAP-PL-0608 01</small>

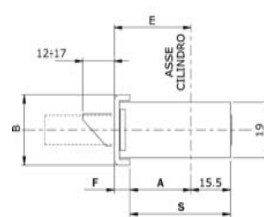
**CLASS
3**



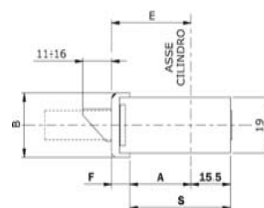
Multiblindo classic



Codice						
Art.	E	A	S	B	F	
79** 10	25	2	22	37.5	24	3
	30		27	42.5		
	35		32	47.5		
	40		37	52.5		



Codice						
Art.	E	A	S	B	F	
79** 00	25	2	18	33.5	24	6
	30		23	38.5		
	35		28	43.5		
	40		33	48.5		
01	25		18	33.5		
	30		23	38.5		
	35		28	43.5		
	40		33	48.5		



Codice						
Art.	E	A	S	B	F	
79** 50	25	0	18	33.5	22	7
	30		23	38.5		
	35		28	43.5		
	40		33	48.5		

MULTIBLINDO mortice lock for metal frames, 3-POINT LOCKING, **MODULAR, ROTATING DEADBOLT.**

Central lock, centre distance mm 92, operating with European profile cylinder.

Front plate with holes for additional deviators. Rotating deadbolt, mm 27 throw with antidrill/anticut cover plates in carbonitrided steel.

Supplied with reversible and adjustable latchbolt. The latchbolt can be replaced with roller or cap for deadlocking only. Latchbolt/roller retainer by key or mm 8 handle follower.

Built-in connecting rods between lock and deviators. 2 nylon end blocks for U-version.

Fixing screws. Instruction sheet.

Accessories to be ordered separately:

Rotating deadbolt deviator - ref. N. 790330000

Rotating hook deviator - ref. N. 790340000

Bottom-locking deviator - ref. N. 790310000

Top-locking deviator - ref. N. 790320000

Modular roller for latchbolt hole - ref. N.. 040801/2/3/4

Modular cap for latchbolt hole - ref. N.. 040810

Cylinder escutcheon - ref. N.. 040809

Anti-drill plate - ref. N. 040805. 25/30/35/40

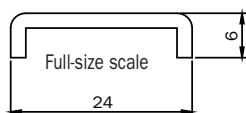
Striking plates



Code

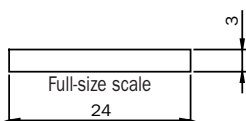
Status
Single
package
Multiple
package
Min. ord.

Multiblindo classic

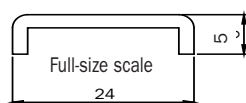


U-front plate mm 2300 x 24 x 6 in stainless steel . Backset mm 25	799100252	A	1	-	1
U-front plate mm 2300 x 24 x 6 in stainless steel . Backset mm 30	799100302	A	1	-	1
U-front plate mm 2300 x 24 x 6 in stainless steel . Backset mm 35	799100352	A	1	-	1
U-front plate mm 2300 x 24 x 6 in stainless steel . Backset mm 40	799100402	B	1	-	1

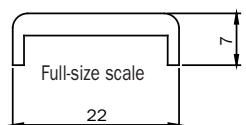
U-front plate mm 1860 x 24 x 6 in stainless steel . Backset mm 25	799101252	D	1	-	1
U-front plate mm 1860 x 24 x 6 in stainless steel . Backset mm 30	799101302	B	1	-	1
U-front plate mm 1860 x 24 x 6 in stainless steel . Backset mm 35	799101352	B	1	-	1
U-front plate mm 1860 x 24 x 6 in stainless steel . Backset mm 40	799101402	C	1	-	1



Flat front plate mm 2300 x 24 x 3 in stainless steel . Backset mm 25	799110252	C	1	-	1
Flat front plate mm 2300 x 24 x 3 in stainless steel . Backset mm 30	799110302	B	1	-	1
Flat front plate mm 2300 x 24 x 3 in stainless steel . Backset mm 35	799110352	A	1	-	1
Flat front plate mm 2300 x 24 x 3 in stainless steel . Backset mm 40	799110402	B	1	-	1



U-front plate mm 2300 x 24 x 5 in stainless steel . Backset mm 25	799130252	B	1	-	1
U-front plate mm 2300 x 24 x 5 in stainless steel . Backset mm 30	799130302	C	1	-	1
U-front plate mm 2300 x 24 x 5 in stainless steel . Backset mm 35	799130352	B	1	-	1
U-front plate mm 2300 x 24 x 5 in stainless steel . Backset mm 40	799130402	B	1	-	1




U-front plate mm 2300 x 22 x 7 in black painted aluminium . Backset mm 25	799150250	D	1	-	1
U-front plate mm 2300 x 22 x 7 in black painted aluminium . Backset mm 30	799150300	C	1	-	1
U-front plate mm 2300 x 22 x 7 in black painted aluminium . Backset mm 35	799150350	B	1	-	1
U-front plate mm 2300 x 22 x 7 in black painted aluminium . Backset mm 40	799150400	D	1	-	1



Code

Status
Single
package
Multiple
package
Min. ord.

Multiblindo classic




DEVIATOR FOR MULTIBLINDO, lower locking, to be applied on the modular front plate.

M8 threaded square for tip bolt. Multi-faceted, anti-screw **TIP BOLT D 14 X 55** with threaded hole M8, tip length mm 20. Antidust brass rod cap D 18. Screws and pins.

Accessories to be ordered separately:

Floor socket 040807

790310000 C 1 10 10



DEVIATOR FOR MULTIBLINDO, upper locking, to be applied on the modular front plate.

M8 threaded square for tip bolt. Multi-faceted, anti-screw **TIP BOLT D 14 X 55** with threaded hole M8, tip length mm 20. Zinc-plated plate and nylon tip-guiding spacer. Screws and pins.

Accessories to be ordered separately:

Upper striker 040806

790320000 B 1 10 10



DEVIATOR FOR MULTIBLINDO, lateral locking, to be applied on the modular front plate. **ROTATING DEADBOLT**

27 mm throw with antidrill and anticut cover plates in carbonitrided steel. Screws.

Accessories to be ordered separately:

Striking plates

790330000 A 1 10 10



DEVIATOR FOR MULTIBLINDO, lateral locking, to be applied on the modular front plate. **ROTATING HOOK,**

clearance mm 15,5 and mm 26,5 throw with antidrill and anticut cover plates in carbonitrided steel and translating latchbolt. Screws.

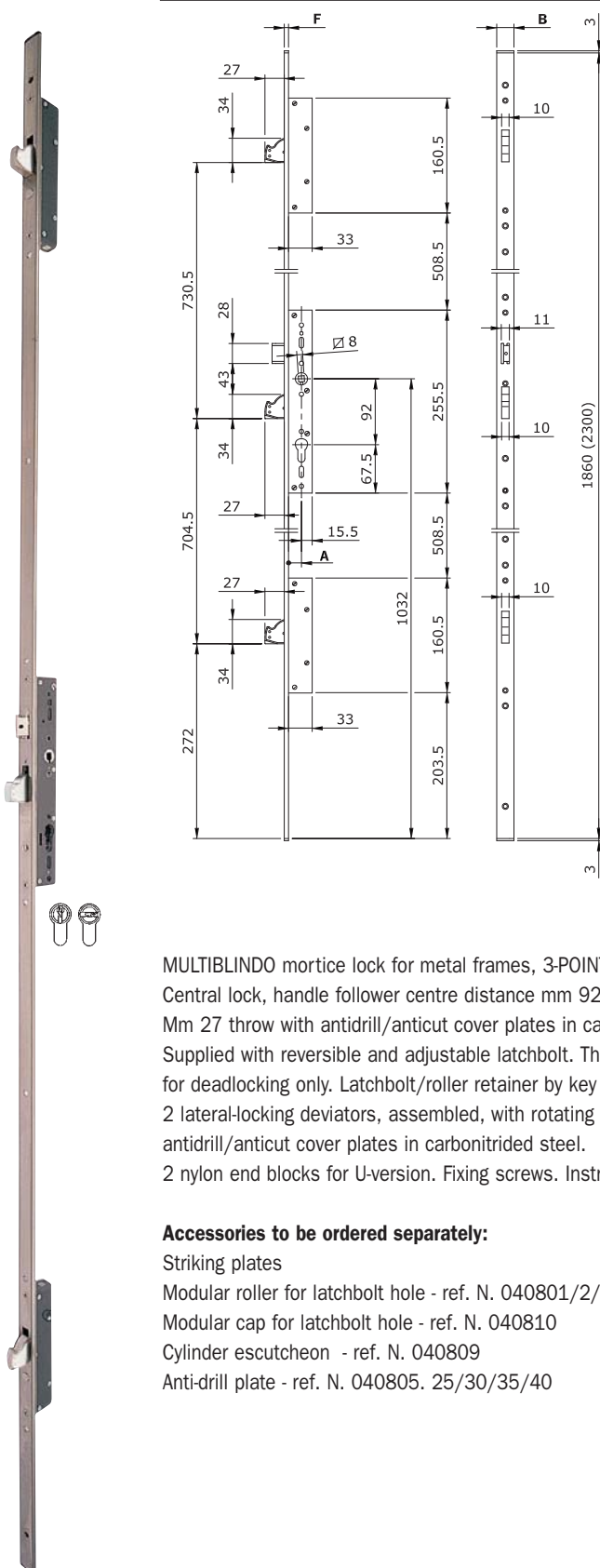
Accessories to be ordered separately:

Striking plates

790340000 A 1 10 10



Multiblindo classic



Codice					
Art.	E	A	S	B	F
79**	10	25	2	22	37.5 24 3
		30		27	42.5
		35		32	47.5
		40		37	52.5

Codice					
Art.	E	A	S	B	F
79**	00	25	2	18	33.5 24 6
		30		23	38.5
		35		28	43.5
		40		33	48.5
	01	25		18	33.5
		30		23	38.5
		35		28	43.5
		40		33	48.5

Codice					
Art.	E	A	S	B	F
79**	50	25	0	18	33.5 22 7
		30		23	38.5
		35		28	43.5
		40		33	48.5

MULTIBLINDO mortice lock for metal frames, 3-POINT LOCKING, **DEVIATORS, ROTATING DEADBOLT.**

Central lock, handle follower centre distance mm 92, operating with European profile cylinder.

Mm 27 throw with antidrill/anticut cover plates in carbonitrided steel.

Supplied with reversible and adjustable latchbolt. The latchbolt can be replaced with roller or cap for deadlocking only. Latchbolt/roller retainer by key or mm 8 handle follower.

2 lateral-locking deviators, assembled, with rotating deadbolt mm 27 throw with antidrill/anticut cover plates in carbonitrided steel.

2 nylon end blocks for U-version. Fixing screws. Instruction sheet.

Accessories to be ordered separately:

Striking plates

Modular roller for latchbolt hole - ref. N. 040801/2/3/4

Modular cap for latchbolt hole - ref. N. 040810

Cylinder escutcheon - ref. N. 040809

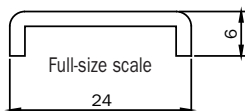
Anti-drill plate - ref. N. 040805. 25/30/35/40



Code

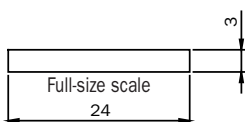
Status
Single
package
Multiple
package
Min. ord.

Multiblindo classic

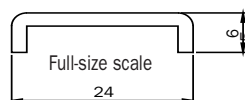


U-front plate mm 2300 x 24 x 6 in stainless steel . Backset mm 25	795100252	B	1	-	1
U-front plate mm 2300 x 24 x 6 in stainless steel . Backset mm 30	795100302	B	1	-	1
U-front plate mm 2300 x 24 x 6 in stainless steel . Backset mm 35	795100352	B	1	-	1
U-front plate mm 2300 x 24 x 6 in stainless steel . Backset mm 40	795100402	B	1	-	1

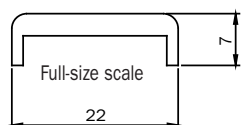
U-front plate mm 1860 x 24 x 6 in stainless steel . Backset mm 25	795101252	B	1	-	1
U-front plate mm 1860 x 24 x 6 in stainless steel . Backset mm 30	795101302	B	1	-	1
U-front plate mm 1860 x 24 x 6 in stainless steel . Backset mm 35	795101352	A	1	-	1
U-front plate mm 1860 x 24 x 6 in stainless steel . Backset mm 40	795101402	A	1	-	1



Flat front plate mm 2300 x 24 x 3 in stainless steel . Backset mm 25	795110252	B	1	-	1
Flat front plate mm 2300 x 24 x 3 in stainless steel . Backset mm 30	795110302	A	1	-	1
Flat front plate mm 2300 x 24 x 3 in stainless steel . Backset mm 35	795110352	A	1	-	1
Flat front plate mm 2300 x 24 x 3 in stainless steel . Backset mm 40	795110402	B	1	-	1



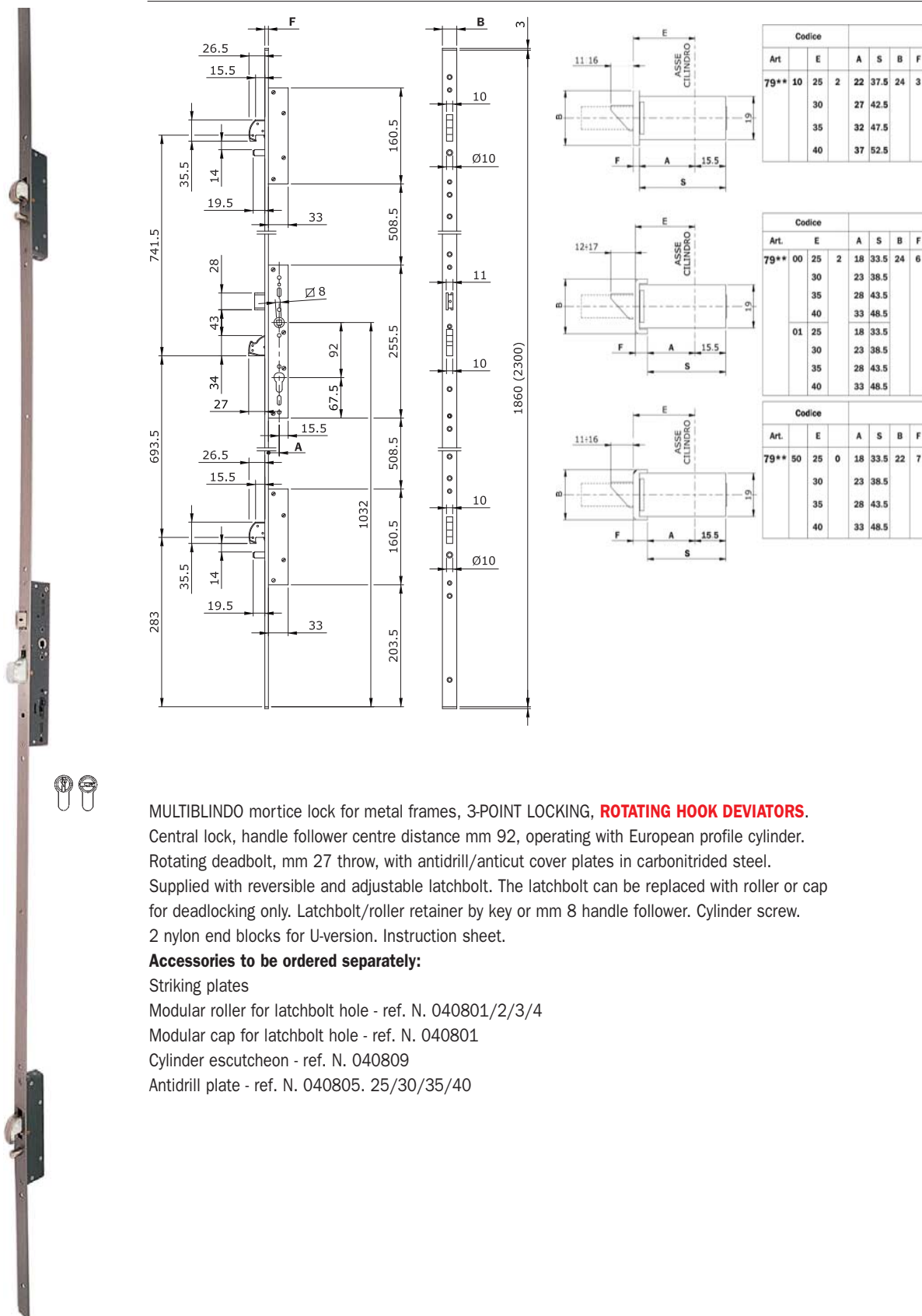
U-front plate mm 2300 x 24 x 5 in stainless steel . Backset mm 25	795130252	D	1	-	1
U-front plate mm 2300 x 24 x 5 in stainless steel . Backset mm 30	795130302	D	1	-	1
U-front plate mm 2300 x 24 x 5 in stainless steel . Backset mm 35	795130352	C	1	-	1
U-front plate mm 2300 x 24 x 5 in stainless steel . Backset mm 40	795130402	D	1	-	1



U-front plate mm 2300 x 22 x 7 in black painted aluminium . Backset mm 25	795150250	C	1	-	1
U-front plate mm 2300 x 22 x 7 in black painted aluminium . Backset mm 30	795150300	B	1	-	1
U-front plate mm 2300 x 22 x 7 in black painted aluminium . Backset mm 35	795150350	A	1	-	1
U-front plate mm 2300 x 22 x 7 in black painted aluminium . Backset mm 40	795150400	D	1	-	1



Multiblindo classic



Codice						
Art.	E	A	S	B	F	
79** 10	25	2	22	37.5	24	3
	30		27	42.5		
	35		32	47.5		
	40		37	52.5		

Codice						
Art.	E	A	S	B	F	
79** 00	25	2	18	33.5	24	6
	30		23	38.5		
	35		28	43.5		
	40		33	48.5		
01	25		18	33.5		
	30		23	38.5		
	35		28	43.5		
	40		33	48.5		

Codice						
Art.	E	A	S	B	F	
79** 50	25	0	18	33.5	22	7
	30		23	38.5		
	35		28	43.5		
	40		33	48.5		

MULTIBLINDO mortice lock for metal frames, 3-POINT LOCKING, **ROTATING HOOK DEVIATORS**.
 Central lock, handle follower centre distance mm 92, operating with European profile cylinder.
 Rotating deadbolt, mm 27 throw, with antidrill/anticut cover plates in carbonitrided steel.
 Supplied with reversible and adjustable latchbolt. The latchbolt can be replaced with roller or cap
 for deadlocking only. Latchbolt/roller retainer by key or mm 8 handle follower. Cylinder screw.
 2 nylon end blocks for U-version. Instruction sheet.

Accessories to be ordered separately:

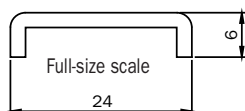
- Striking plates
- Modular roller for latchbolt hole - ref. N. 040801/2/3/4
- Modular cap for latchbolt hole - ref. N. 040801
- Cylinder escutcheon - ref. N. 040809
- Antidrill plate - ref. N. 040805. 25/30/35/40



Code

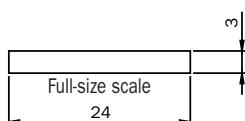
Status
Single
package
Multiple
package
Min. ord.

Multiblindo classic

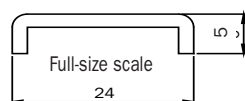


U-front plate mm 2300 x 24 x 6 in stainless steel . Backset mm 25	795500252	B	1	-	1
U-front plate mm 2300 x 24 x 6 in stainless steel . Backset mm 30	795500302	B	1	-	1
U-front plate mm 2300 x 24 x 6 in stainless steel . Backset mm 35	795500352	A	1	-	1
U-front plate mm 2300 x 24 x 6 in stainless steel . Backset mm 40	795500402	B	1	-	1

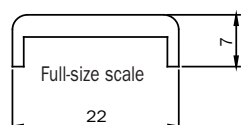
U-front plate mm 1860 x 24 x 6 in stainless steel . Backset mm 25	795501252	C	1	-	1
U-front plate mm 1860 x 24 x 6 in stainless steel . Backset mm 30	795501302	B	1	-	1
U-front plate mm 1860 x 24 x 6 in stainless steel . Backset mm 35	795501352	A	1	-	1
U-front plate mm 1860 x 24 x 6 in stainless steel . Backset mm 40	795501402	C	1	-	1



Flat front plate mm 2300 x 24 x 3 in stainless steel . Backset mm 25	795510252	D	1	-	1
Flat front plate mm 2300 x 24 x 3 in stainless steel . Backset mm 30	795510302	B	1	-	1
Flat front plate mm 2300 x 24 x 3 in stainless steel . Backset mm 35	795510352	A	1	-	1
Flat front plate mm 2300 x 24 x 3 in stainless steel . Backset mm 40	795510402	A	1	-	1



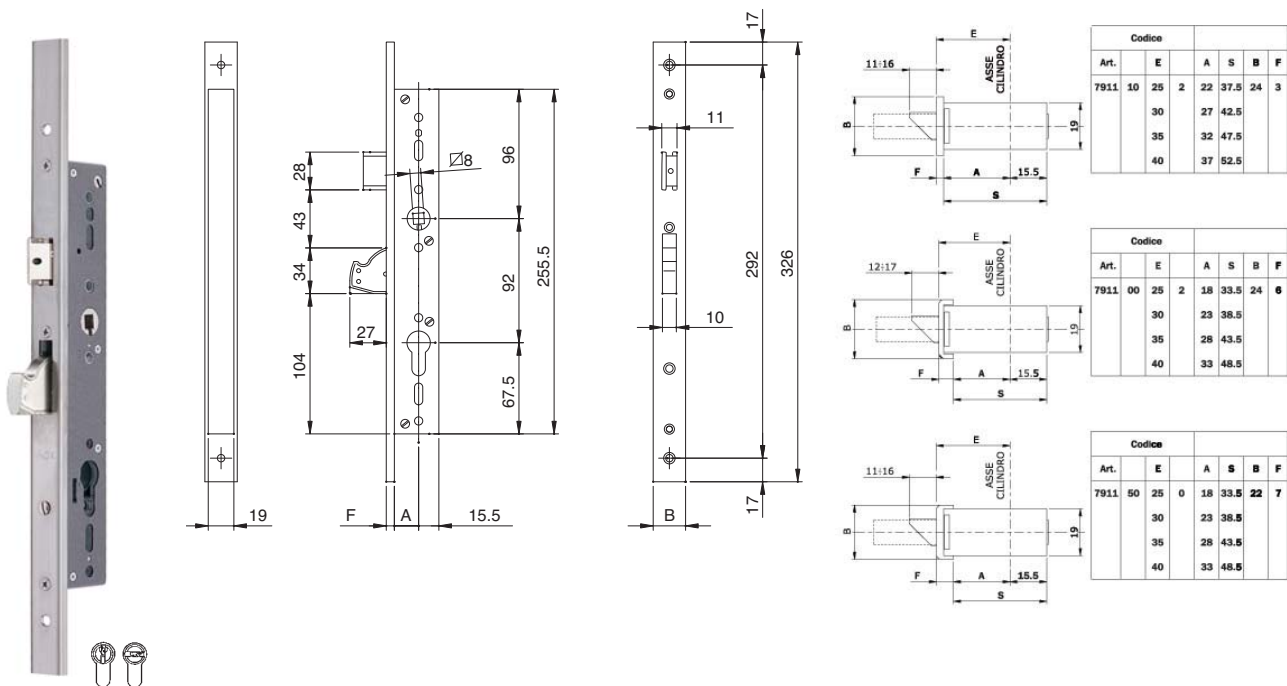
U-front plate mm 2300 x 24 x 5 in stainless steel . Backset mm 25	795530252	C	1	-	1
U-front plate mm 2300 x 24 x 5 in stainless steel . Backset mm 30	795530302	C	1	-	1
U-front plate mm 2300 x 24 x 5 in stainless steel . Backset mm 35	795530352	B	1	-	1
U-front plate mm 2300 x 24 x 5 in stainless steel . Backset mm 40	795530402	B	1	-	1



U-front plate mm 2300 x 22 x 7 in black painted aluminium . Backset mm 25	795550250	D	1	-	1
U-front plate mm 2300 x 22 x 7 in black painted aluminium . Backset mm 30	795550300	C	1	-	1
U-front plate mm 2300 x 22 x 7 in black painted aluminium . Backset mm 35	795550350	A	1	-	1
U-front plate mm 2300 x 22 x 7 in black painted aluminium . Backset mm 40	795550400	B	1	-	1



Blindo



BLINDO mortice lock for metal frames, LATERAL LOCKING, **ROTATING DEADBOLT**.

Centre distance mm 92, operating with European profile cylinder.

Rotating deadbolt, mm 27 throw, with antidrill/anticut cover plates in carbonitrided steel.

Supplied with reversible and adjustable latchbolt. The latchbolt can be replaced with roller or cap for deadlocking only. Latchbolt/roller retainer by key or mm 8 handle follower. Cylinder screw.

2 nylon end blocks for U-version. Instruction sheet.

Accessories to be ordered separately:

Striking plates

Modular roller for latchbolt hole - ref. N. 040801/2/3/4

Cylinder escutcheon - ref. N. 040809

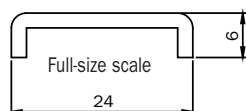
Antidrill plate - ref. N. 040805. 25/30/35/40



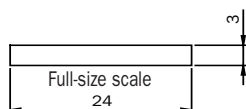
Code

Status
Single
package
Multiple
package
Min. ord.

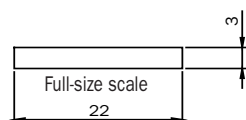
Blindo



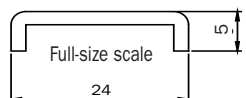
U-front plate mm 326 x 24 x 6 in stainless steel . Backset mm 25	791100252	C	1	10	10
U-front plate mm 326 x 24 x 6 in stainless steel . Backset mm 30	791100302	B	1	10	10
U-front plate mm 326 x 24 x 6 in stainless steel . Backset mm 35	791100352	B	1	10	10
U-front plate mm 326 x 24 x 6 in stainless steel . Backset mm 40	791100402	D	1	10	10



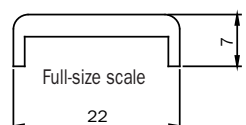
Flat front plate mm 326 x 24 x 3 in stainless steel . Backset mm 25	791110252	C	1	10	10
Flat front plate mm 326 x 24 x 3 in stainless steel . Backset mm 30	791110302	B	1	10	10
Flat front plate mm 326 x 24 x 3 in stainless steel . Backset mm 35	791110352	B	1	10	10
Flat front plate mm 326 x 24 x 3 in stainless steel . Backset mm 40	791110402	B	1	10	10



Flat front plate mm 326 x 22 x 3 in stainless steel . Backset mm 25	791112252	D	1	10	10
Flat front plate mm 326 x 22 x 3 in stainless steel . Backset mm 30	791112302	D	1	10	10
Flat front plate mm 326 x 22 x 3 in stainless steel . Backset mm 35	791112352	D	1	10	10
Flat front plate mm 326 x 22 x 3 in stainless steel . Backset mm 40	791112402	D	1	10	10



U-front plate mm 326 x 24 x 5 in stainless steel . Backset mm 25	791133252	D	1	10	10
U-front plate mm 326 x 24 x 5 in stainless steel . Backset mm 30	791133302	D	1	10	10
U-front plate mm 326 x 24 x 5 in stainless steel . Backset mm 35	791133352	D	1	10	10
U-front plate mm 326 x 24 x 5 in stainless steel . Backset mm 40	791133402	D	1	10	10



U-front plate mm 326 x 22 x 7 in black painted aluminium . Backset mm 25	791150250	D	1	10	10
U-front plate mm 326 x 22 x 7 in black painted aluminium . Backset mm 30	791150300	C	1	10	10
U-front plate mm 326 x 22 x 7 in black painted aluminium . Backset mm 35	791150350	B	1	10	10
U-front plate mm 326 x 22 x 7 in black painted aluminium . Backset mm 40	791150400	D	1	10	10



Code

Status
Single
package
Multiple
package
Min. ord.

Accessories for Multiblindo classic and Blindo



Modular roller for MULTIBLINDO and BLINDO with a nylon insert for fixed striking plate and a nylon insert for adjustable striking plate.

For lock backset mm 25	040801	C	10	-	10
For lock backset mm 30	040802	B	10	-	10
For lock backset mm 35	040803	A	10	-	10
For lock backset mm 40	040804	B	10	-	10



Modular cap for MULTIBLINDO and BLINDO for all backsets. In NYLON. To be fitted instead of the latchbolt for only deadbolt versions. Screw.

	040810	B	10	-	10
--	---------------	---	----	---	----



Roller nylon insert for adjustable striking plates 0386*. For locks series 78*.

	040880	B	100	-	10
--	---------------	---	-----	---	----



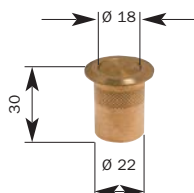
MODULAR ANTIDRILL PLATE for MULTIBLINDO and BLINDO. To be fixed to the lock for pin protection.

For lock backset mm 30	040805.30	D	10	-	10
For lock backset mm 30	040805.30	C	10	-	10
For lock backset mm 35	040805.35	B	10	-	10
For lock backset mm 40	040805.40	D	10	-	10



UPPER STRIKER for MULTIBLINDO, vertical locking. 2 tip-guiding plates D14. Rod-guiding nylon spacer.

	040806	D	10	-	10
--	---------------	---	----	---	----



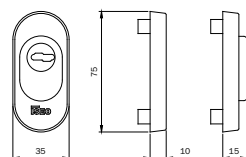
Brass FLOOR SOCKET with antidust spring cap for rods. Inside hole D 18. For MULTIBLINDO

	040807	C	10	-	10
--	---------------	---	----	---	----



Multi-faceted D 14 TIP for threaded rods M8. For MULTIBLINDO and BLINDO. In zinc-plated carbonitrided steel. Elastic pin. Drawing pin.

	040808	D	10	-	10
--	---------------	---	----	---	----



MODULAR ESCUTCHEON for MULTIBLINDO and BLINDO, European profile cylinder, internal fixing. Internal and external escutcheons, in **BLACK painted aluminium**. External plate and antidrill disk in carbonitrided steel. Plate spacer. Spacers. Antidrill balls for screw protection. Screws.

	040809	B	1	-	1
--	---------------	---	---	---	---

MODULAR ESCUTCHEON for MULTIBLINDO and BLINDO, European profile cylinder, internal fixing. Internal and external escutcheons, in aluminium. External plate and antidrill disk in **carbonitrided steel**. Plate spacer. Spacers. Antidrill balls for screw protection. Screws.

	040809G	C	1	-	1
--	----------------	---	---	---	---

Striking plates

For locks for metal frames series 79*

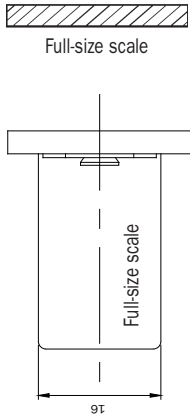


Code

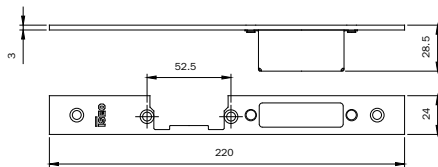
Status
Single package

Min. ord.

Multiblindo classic



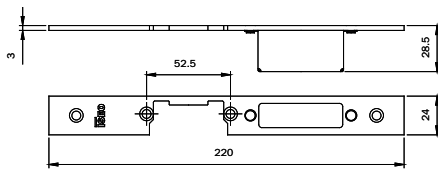
Closed striking plate for **CENTRAL LOCK MULTIBLINDO**. Flat front plate **220x24x3**. Can be used with mechanical striker 040890 or electric striker 040900-040910.



RIGHT-HAND adjustable **DIN LEFT**

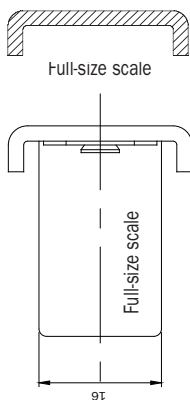
033160 B 1 10 10

ALL.CO All.Co 5 Porta / All.Co 5 TT Porta
Export 50/50 TT Porta / Scurblin 65
ALU-K Alublindo / N 45 Porta / N 53 Porta / N 55 TT Porta
N 62 TT Porta
ALU-MEC Synthesis 57 Porta / Synthesis 60TT Porta
DOMAL Stopper PG Porta
ESA Blindal 60 Porta 1 Anta / 60 Porta 2 Ante
INDINVEST Alpha 445 Porta 2 Ante
METRA NC 45 International Porta
NC 45 Superthermic Porta / NC 55 International Porta
NC 68 Superthermic Porta / Nuovo NC 50 Porta
Superblindo
PASSERINI Ekip Blindo
SCHUCO Royal 78 ST Blindato
Royal S 50 N
Royal S 55 TT
Royal S 65 TT

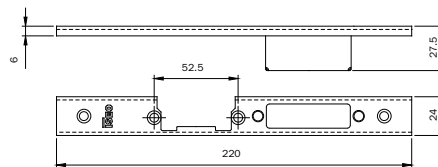


LEFT-HAND adjustable **DIN RIGHT**

033161 C 1 10 10



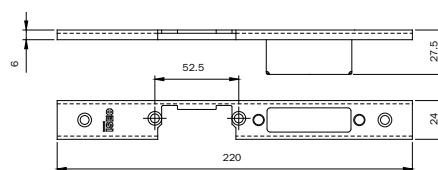
Closed striking plate for **CENTRAL LOCK MULTIBLINDO**. Material: stainless steel. U-front plate **220x24x6**. Can be used with mechanical striker 040890 or electric striker 040900-040910.



RIGHT-HAND adjustable **DIN LEFT**

033162 B 1 1 10

ALCAN Abithal Keeper Porta 53-60 / 61-68
Abithal Porta / Winner Porta
ALCOA FB 12 Blindato Porta
Plana 1 Anta / Plana 2 Ante
ALL.CO All.Co 5 Porta / All.Co 5 TT Porta
Export 50/50 TT Porta / Scurblin 65
ALNOR Montreal Porta
ALUSUISSE Alsec 2000 Porta 59 / Alsec 2000 Porta 69
ALU-K Alublindo / N 45 Porta / N 53 Porta / N 55 TT Porta
N 62 TT Porta
ALU-MEC Synthesis 57 Porta / Synthesis 60TT Porta
BODEGA Extrablind 70
DOMAL Domal Break 52 Porta / Domal Break 70 Porta
Security Porta / Shops Porta / Stopper PG Porta
ESA Blindal 60 Porta 1 Anta / 60 Porta 2 Ante
Blindal 70 Porta 1 Anta / 70 Porta 2 Ante
FRESIA Global 48 Porta
INDINVEST Alpha 445 Porta 2 Ante
METRA NC 45 International Porta
NC 45 Superthermic Porta
NC 55 International Porta
NC 68 Superthermic Porta / Nuovo NC 50 Porta
Superblindo
NEW TEC New Tec 50 Porta Complanare
OCMA SV 47 Porta 1 Anta
SV 62 Porta 1 Anta
SV 62 TT Porta 1 Anta
PASSERINI Ekip Blindo
Ekip Maastricht 53 Porta 1 Anta
Ekip Maastricht 53 Porta 2 Ante
Ekip Maastricht TH 60/68 Porta 1 Anta
Ekip Maastricht TH 60/68 Porta 2 Ante
Ekip Thermo 53 Porta
PROFILATI PE * Eku 53* Porta
PE *Eku 64 TT * Porta
PE *Eku 72 Tt * Porta
Sistema 1 PE 40 Complanare /Esterno 2 Ante
Sistema 1 PE 40 Sormonto 2 Ante
SCHUCO Royal 78 ST Blindato
Royal S 50 N
Royal S 55 TT
Royal S 65 TT
WICONA L60A / L70-A



LEFT-HAND adjustable **DIN RIGHT**

033163 B 1 1 10

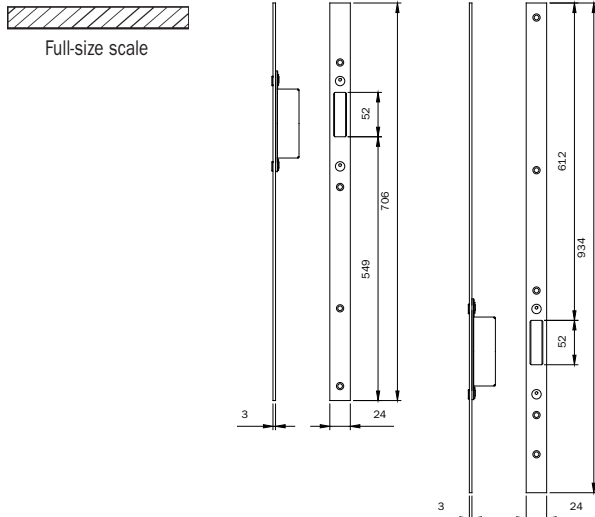
For locks for metal frames
series 79*



Code

Min. ord.
Multiple
package
Single
package
Status

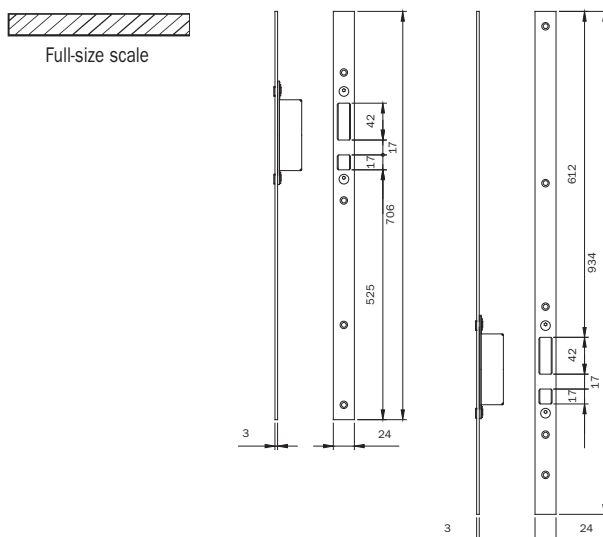
Multiblindo classic



ALL.CO All.Co 5 Porta / All.Co 5 TT Porta
Export 50/50 TT Porta / Sicurblin 65
ALU-K Alublindo / N 45 Porta / N 53 Porta / N 55 TT Porta
N 62 TT Porta
ALU-MEC Synthesis 57 Porta / Synthesis 60TT Porta
DOMAL Stopper PG Porta
ESA Blindal 60 Porta 1 Ante / 60 Porta 2 Ante
INDINVEST Alpha 445 Porta 2 Ante
METRA NC 45 International Porta
NC 45 Superthermic Porta / NC 55 International Porta
NC 68 Superthermic Porta / Nuovo NC 50 Porta
Superblindo
PASSERINI Ekip Blindo
SCHÜCO Royal 78 ST Blindato
Royal S 50 N
Royal S 55 TT
Royal S 65 TT

Pair of **ADJUSTABLE** closed striking plates
for top/bottom **DEADBOLT DEVIATORS**
MULTIBLINDO. Material: stainless steel.
Flat front plate **1860x24x3**.
Can be used with central striking plates
033160-033161

033164 D 1 10 10



ALL.CO All.Co 5 Porta / All.Co 5 TT Porta
Export 50/50 TT Porta / Sicurblin 65
ALU-K Alublindo / N 45 Porta / N 53 Porta / N 55 TT Porta
N 62 TT Porta
ALU-MEC Synthesis 57 Porta / Synthesis 60TT Porta
DOMAL Stopper PG Porta
ESA Blindal 60 Porta 1 Ante / 60 Porta 2 Ante
INDINVEST Alpha 445 Porta 2 Ante
METRA NC 45 International Porta
NC 45 Superthermic Porta / NC 55 International Porta
NC 68 Superthermic Porta / Nuovo NC 50 Porta
Superblindo
PASSERINI Ekip Blindo
SCHÜCO Royal 78 ST Blindato
Royal S 50 N
Royal S 55 TT
Royal S 65 TT

Pair of **ADJUSTABLE** closed striking plates for top/bottom
HOOK DEVIATORS MULTIBLINDO. Material: stainless steel.
Flat front plate **1860x24x3**.
Can be used with central striking plates 033160-033161

033165 D 1 10 10

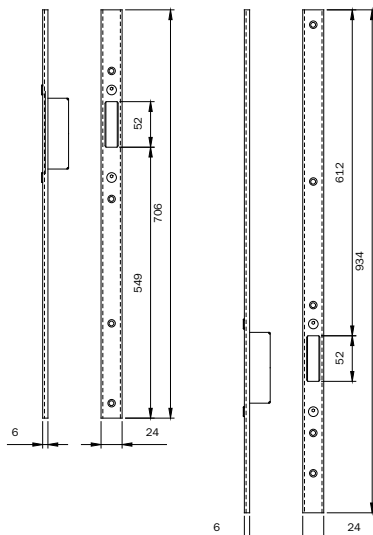
For locks for metal frames
series 79*



Code

Min. ord.
Multiple
package
Single
package
Status

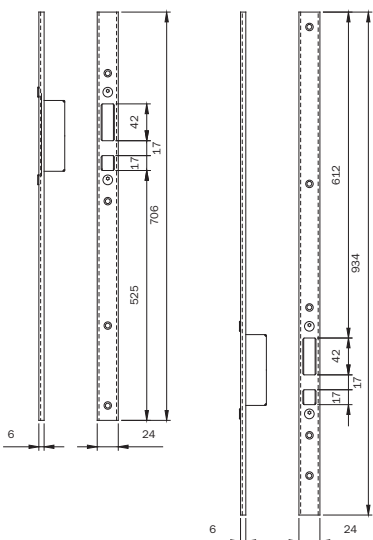
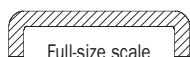
Multiblindo classic



- ALCAN Abithal Keeper Porta 53-60 / 61-68
- Abithal Porta / Winner Porta
- ALCOA FB 12 Blindato Porta
- Plana 1 Anta / Plana 2 Ante
- ALL.CO All.Co 5 Porta / All.Co 5 TT Porta
- Export 50/50 TT Porta / Sicurblin 65
- ALNOR Montreal Porta
- ALUSUISSE Alsec 2000 Porta 59 / Alsec 2000 Porta 69
- ALU-K Alublindo / N 45 Porta / N 53 Porta / N 55 TT Porta
- N 62 TT Porta
- ALU-MEC Synthesis 57 Porta / Synthesis 60TT Porta
- BODEGA Extrablind 70
- DOMAL Domal Break 52 Porta / Domal Break 70 Porta
- Security Porta / Shops Porta / Stopper PG Porta
- ESA Blindal 60 Porta 1 Anta / 60 Porta 2 Ante
- Blindal 70 Porta 1 Anta / 70 Porta 2 Ante
- FRESIA Global 48 Porta
- INDINVEST Alpha 445 Porta 2 Ante
- METRA NC 45 International Porta
- NC 45 Superthermic Porta / NC 55 International Porta
- NC 68 Superthermic Porta / Nuovo NC 50 Porta
- Superblindo
- NEW TEC New Tec 50 Porta Complanare
- OCMA SV 47 Porta 1 Anta
- SV 62 Porta 1 Anta
- SV 62 TT Porta 1 Anta
- PASSERINI Ekip Blindo
- Ekip Maastricht 53 Porta 1 Anta
- Ekip Maastricht 53 Porta 2 Ante
- Ekip Maastricht TH 60/68 Porta 1 Anta
- Ekip Maastricht TH 60/68 Porta 2 Ante
- Ekip Thermo 53 Porta
- PROFILATI PE "Eku 53" Porta
- PE "Eku 64 TT" Porta
- PE "Eku 72 Tt" Porta
- Sistema 1 PE 40 Complanare /Esterno 2 Ante
- Sistema 1 PE 40 Sormonto 2 Ante
- SCHUCO Royal 78 ST Blindato
- Royal S 50 N
- Royal S 55 TT
- Royal S 65 TT
- WICONA L60A / L70A

Pair of **ADJUSTABLE** closed striking plates for
top/bottom **DEADBOLT DEVIATORS** MULTIBLINDO.
Material: stainless steel. U-front plate **1860x24x6**.
Can be used with central striking plates
033162-033163

033166 C 1 10 10



- ALCAN Abithal Keeper Porta 53-60 / 61-68
- Abithal Porta / Winner Porta
- ALCOA FB 12 Blindato Porta
- Plana 1 Anta / Plana 2 Ante
- ALL.CO All.Co 5 Porta / All.Co 5 TT Porta
- Export 50/50 TT Porta / Sicurblin 65
- ALNOR Montreal Porta
- ALUSUISSE Alsec 2000 Porta 59 / Alsec 2000 Porta 69
- ALU-K Alublindo / N 45 Porta / N 53 Porta / N 55 TT Porta
- N 62 TT Porta
- ALU-MEC Synthesis 57 Porta / Synthesis 60TT Porta
- BODEGA Extrablind 70
- DOMAL Domal Break 52 Porta / Domal Break 70 Porta
- Security Porta / Shops Porta / Stopper PG Porta
- ESA Blindal 60 Porta 1 Anta / 60 Porta 2 Ante
- Blindal 70 Porta 1 Anta / 70 Porta 2 Ante
- FRESIA Global 48 Porta
- INDINVEST Alpha 445 Porta 2 Ante
- METRA NC 45 International Porta
- NC 45 Superthermic Porta / NC 55 International Porta
- NC 68 Superthermic Porta / Nuovo NC 50 Porta
- Superblindo
- NEW TEC New Tec 50 Porta Complanare
- OCMA SV 47 Porta 1 Anta
- SV 62 Porta 1 Anta
- SV 62 TT Porta 1 Anta
- PASSERINI Ekip Blindo
- Ekip Maastricht 53 Porta 1 Anta
- Ekip Maastricht 53 Porta 2 Ante
- Ekip Maastricht TH 60/68 Porta 1 Anta
- Ekip Maastricht TH 60/68 Porta 2 Ante
- Ekip Thermo 53 Porta
- PROFILATI PE "Eku 53" Porta
- PE "Eku 64 TT" Porta
- PE "Eku 72 Tt" Porta
- Sistema 1 PE 40 Complanare /Esterno 2 Ante
- Sistema 1 PE 40 Sormonto 2 Ante
- SCHUCO Royal 78 ST Blindato
- Royal S 50 N
- Royal S 55 TT
- Royal S 65 TT
- WICONA L60A / L70A

Pair of **ADJUSTABLE** closed striking plates for
top/bottom **HOOK DEVIATORS** MULTIBLINDO.
Material: stainless steel.
U-front plate **1860x24x6**.
Can be used with central striking plates
033162-033163

033167 C 1 10 10

For locks for metal frames series 79*



Code

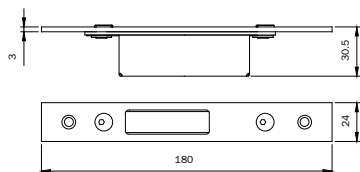
Min. ord.
Multiple package
Single package
Status

Multiblindo classic



Full-size scale

Pair of **ADJUSTABLE** closed striking plates for top/bottom MULTIBLINDO. Material: stainless steel. Flat front plate **180x24x3**. Can be used with central striking plates 033160-033161



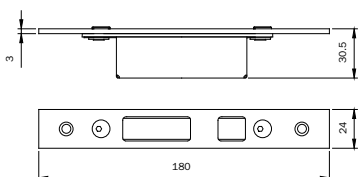
ALL.CO All.Co 5 Porta / All.Co 5 TT Porta
Export 50/50 TT Porta / Scirubin 65
ALU-K Alublindo / N 45 Porta / N 53 Porta / N 55 TT Porta
N 62 TT Porta
ALU-MEC Synthesis 57 Porta / Synthesis 60TT Porta
DOMAL Stopper PG Porta
ESA Blindal 60 Porta 1 Anta / 60 Porta 2 Ante
INDINVEST Alpha 445 Porta 2 Ante
METRA NC 45 International Porta
NC 45 Superthermic Porta / NC 55 International Porta
NC 68 Superthermic Porta / Nuovo NC 50 Porta
Superblindo
PASSERINI Ekip Blindo
SCHUCO Royal 78 ST Blindato
Royal S 50 N
Royal S 55 TT
Royal S 65 TT

DEADBOLT DEVIATORS

033168 C 1 10 10



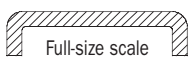
Full-size scale



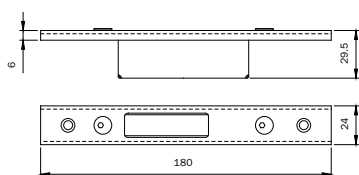
HOOK DEVIATORS

033169 C 1 10 10

Pair of **ADJUSTABLE** closed striking plates for top/bottom MULTIBLINDO. Material: stainless steel. U front plate **180x24x6**. Can be used with central striking plates 0331162-0331163.



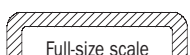
Full-size scale



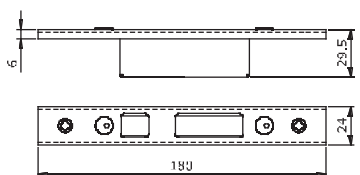
ALCAN Abithal Keeper Porta 53/60 / 61-68
Abithal Porta / Winner Porta
ALCOA FB 12 Blindato Porta
Plana 1 Anta / Plana 2 Ante
ALL.CO All.Co 5 Porta / All.Co 5 TT Porta
Export 50/50 TT Porta / Scirubin 65
ALNOR Montreal Porta
ALUSUISSE Alsec 2000 Porta 59 / Alsec 2000 Porta 69
ALU-K Alublindo / N 45 Porta / N 53 Porta / N 55 TT Porta
N 62 TT Porta
ALU-MEC Synthesis 57 Porta / Synthesis 60TT Porta
BODEGA Extrablind 70
DOMAL Domal Break 52 Porta / Domal Break 70 Porta
Security Porta / Shops Porta / Stopper PG Porta
ESA Blindal 60 Porta 1 Anta / 60 Porta 2 Ante
Blindal 70 Porta 1 Anta / 70 Porta 2 Ante
FRESIA Global 48 Porta
INDINVEST Alpha 445 Porta 2 Ante
METRA NC 45 International Porta
NC 45 Superthermic Porta / NC 55 International Porta
NC 68 Superthermic Porta / Nuovo NC 50 Porta
Superblindo
NEW TEC New Tec 50 Porta Complanare
OCMA SV 47 Porta 1 Anta
SV 62 Porta 1 Anta
SV 62 TT Porta 1 Anta
PASSERINI Ekip Blindo
Ekip Maastricht 53 Porta 1 Anta
Ekip Maastricht 53 Porta 2 Ante
Ekip Maastricht TH 60/68 Porta 1 Anta
Ekip Maastricht TH 60/68 Porta 2 Ante
Ekip Thermo 53 Porta
PROFILATI PE "Eku 53" Porta
PE "Eku 64 TT" Porta
PE "Eku 72 TT" Porta
Sistema 1 PE 40 Complanare / Esterno 2 Ante
Sistema 1 PE 40 Sormonto 2 Ante
SCHUCO Royal 78 ST Blindato
Royal S 50 N
Royal S 55 TT
Royal S 65 TT
WICONA L60A / L70A

DEADBOLT DEVIATORS

033170 C 1 10 10



Full-size scale



HOOK DEVIATORS

033171 B 1 10 10

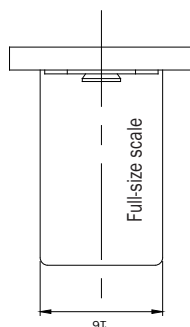
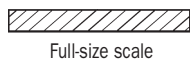
For locks for metal frames series 79*



Code

Min. ord.
Multiple package
Single package
Status

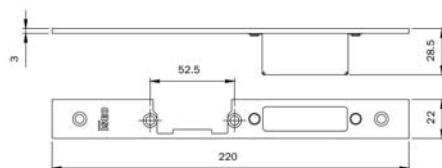
Multiblindo classic



Closed striking plate for **CENTRAL LOCK** MULTIBLINDO. Material: stainless steel.

Flat front plate **220x22x3**.

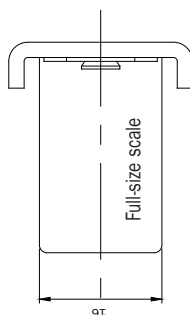
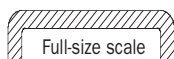
Can be used with mechanical striker 040890 or electric striker 040900-040910.



RIGHT- HAND adjustable **DIN LEFT**

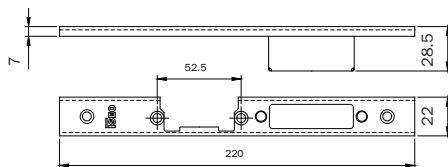
ALCAN : Abithal Cristal / Abithal Keeper porta C.E. / Winner finestra
ALCOA : FB 12 GA / Europa GA / FB 12 TT / R 35 reversibile R 35 sormonto
ALLCO : All.Co 5 complanare / Export 40 finestra Export 45 TT finestra / Export 50 finestra / Export 50 TT finestra Final 40 finestra / Ites P4 complanare / Sicurblin C.E.
ALNOR : Blindo Block / Montreal G.A.
ALUK : N53 complanare / N 55 TT complanare
ALU-MEC : Synthesis 45 finestra / Synthesis 57 finestra Synthesis 60 TT finestra
ALUSUISSE : Alsec 2000 finestra 59 / Alsec 2000 finestra 69
BODEGA : BGA 50 / New BT 60
DOMAL : Domal Break 52 finestra / Domal Break 70 finestra Domal Stopper PG finestra
EQUIPE : Sistema 8000 G.A. finestra 1 ante Sistema 8000 G.A. finestra 2 ante / Sistema 8000 TT finestra 1 ante Sistema 8000 TT finestra 2 ante
ESA : Giuntall complanare / Giuntall porta / Isola porta
ESEDRA : GA 53 porta / TT 63 porta / TT 75 porta
INDINVEST : Alpha 255 complanare Alpha 370 TT complanare Alpha 445 finestra / Alpha 445 porta 1 ante Alpha 658 TT complanare / Alpha Blitz 2000 Alpha Globo 45 / Alpha Globo 55 / Gold 400 complanare Gold 400 sormonto / Gold 500 complanare / Gold 500 sormonto / Gold 600 complanare / Gold 600 sormonto
METRA : NC 45 International finestra / NC 45 Superthermic finestra NC 55 International finestra / NC 68 Superthermic finestra Nuovo NC 40 complanare / Nuovo NC 40 sormonto 2 ante Nuovo NC 50 complanare
MORELLI : MA 8300
OCMA : FC 47 finestra / FC 55 finestra / FC 60 TT finestra
PASSERINI : Ekip 40 complanare 2 ante Ekip 40 evoluzione 2 ante Ekip 40 sormonto 2 ante / Ekip 50 complanare 2 ante Ekip 50 sormonto 2 ante / Ekip Maastricht 53 finestra Ekip Maastricht TH 60 finestra / Ekip Maastricht TH 68 finestra Ekip Thermo 53 finestra 2 ante
PROFILATI : PE "Eku 53" finestra" / PE "Eku 64 TT" finestra" PE "Eku 72 TT" finestra" / Sistema 1 PE 50 comp. est. 2 ante Sistema 1 PE 50 sormonto 2 ante

033173 D 1 10 10



Closed striking plate for **CENTRAL LOCK** MULTIBLINDO. Material: **ALUMINIUM**.

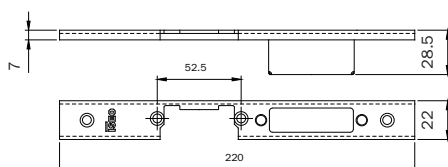
U-front plate **220x22x7**. Can be used with mechanical striker 040890 or electric striker 040900-040910.



RIGHT- HAND adjustable **DIN LEFT**

ALCAN : Abithal Keeper porta 53-60 / 61-68 Abithal porta / Winner orta
ALCOA : FB 12 Blindato porta Plana 1 ante / Plana 2 ante
ALLCO : All.co 5 porta / All.co 5 TT porta Export 50/50 TT porta / Sicurblin 65
ALNOR : Montreal porta
ALUSUISSE : Alsec 2000 porta 59 / Alsec 2000 porta 69
ALU-K : Alublindo / N 45 porta / N 53 porta / N 55 TT porta N 62 TT porta
ALU-MEC : Synthesis 57 porta / Synthesis 60TT porta
BODEGA : Extrablind 70
DOMAL : Domal Break 52 porta / Domal Break 70 porta Security porta / Shops porta / Stopper PG porta
ESA : Blindal 60 porta 1 ante / 60 porta 2 ante Blindal 70 porta 1 ante / 70 porta 2 ante
FRESIA : Global 48 porta
INDINVEST : Alpha 445 porta 2 ante
METRA : NC 45 International porta NC 45 Superthermic porta NC 55 International porta NC 68 Superthermic porta / Nuovo NC 50 porta Superblindo
NEW TEC : New Tec 50 porta complanare
OCMA : SV 47 porta 1 ante / SV 47 porta 2 ante SV 62 porta 1 ante / SV 62 porta 2 ante SV 62 TT porta 1 ante / SV 62 TT porta 2 ante
PASSERINI : Ekip Blindo Ekip Maastricht 53 porta 1 ante Ekip Maastricht 53 porta 2 ante Ekip Maastricht TH 60/68 porta 1 ante Ekip Maastricht TH 60/68 porta 2 ante Ekip Thermo 53 porta
PROFILATI : PE "Eku 53" porta PE "Eku 64 TT" porta PE "Eku 72 TT" porta Sistema 1 PE 40 complanare /esterno 2 ante Sistema 1 PE 40 sormonto 2 ante
SCHUCO : Royal 78 ST blindato Royal S 50 N Royal S 55 TT Royal S 65 TT
WICONA : L60-A / L70-A

033175 D 1 1 10



LEFT- HAND adjustable **DIN RIGHT**

033176 C 1 1 10

For locks for metal frames series 79*



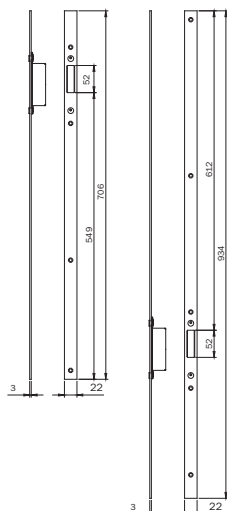
Code

Min. ord.
Multiple package
Single package
Status

Multiblindo classic



Full-size scale



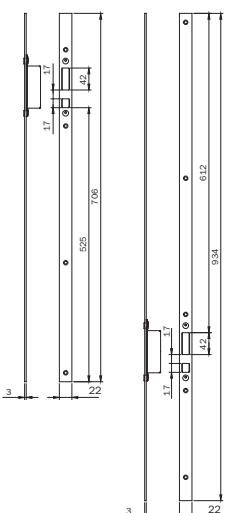
Pair of **ADJUSTABLE** closed striking plates for top/bottom **DEADBOLT DEVIATORS** MULTIBLINDO. Material: stainless steel. Flat front plate **1860x22x3**. Can be used with central striking plates 033173-033174

- ALCAN : Abithal Cristal / Abithal Keeper porta C.E. / Winner finestra
- ALCOA : FB 12 GA / Europa GA / FB 12 TT / R 35 reversibile R 35 sormonto
- ALLCO : All.Co 5 complanare / Export 40 finestra Export 45 TT finestra / Export 50 finestra / Export 50 TT finestra Final 40 finestra / Ites P4 complanare / Sicurbilin C.E.
- ALNOR : Blindo Block / Montreal G.A.
- ALU-K : N53 complanare / N 55 TT complanare
- ALU-MEC : Synthesis 45 finestra / Synthesis 57 finestra Synthesis 60 TT finestra
- ALUSUISSE : Alsec 2000 finestra 59 / Alsec 2000 finestra 69
- BODEGA : BGA 50 / New BT 60
- DOMAL : Domal Break 52 finestra / Domal Break 70 finestra Domal Stopper PG finestra
- EQUIPE : Sistema 8000 G.A. finestra 1 anta Sistema 8000 G.A. finestra 2 ante / Sistema 8000 TT finestra 1 anta Sistema 8000 TT finestra 2 ante
- ESA : Giuntall complanare / Giuntall porta / Isola porta
- ESEDRA : GA 53 porta / TT 63 porta / TT 75 porta
- INDINVEST : Alpha 255 complanare Alpha 370 TT complanare Alpha 445 finestra / Alpha 445 porta 1 anta Alpha 658 TT complanare / Alpha Blitz 2000 / Alpha Globo 45 Alpha Globo 55 / Gold 400 complanare / Gold 400 sormonto Gold 500 complanare / Gold 500 sormonto / Gold 600 complanare Gold 600 sormonto
- METRA : NC 45 International finestra / NC 45 Superthermic finestra NC 55 International finestra / NC 68 Superthermic finestra Nuovo NC 40 complanare / Nuovo NC 40 sormonto 2 ante Nuovo NC 50 complanare
- MORELLI : MA 8300
- OCMA : FC 47 finestra / FC 55 finestra / FC 60 TT finestra
- PASSERINI : Ekip 40 complanare 2 ante / Ekip 40 evoluzione 2 ante Ekip 40 sormonto 2 ante / Ekip 50 complanare 2 ante Ekip 50 sormonto 2 ante / Ekip Maastricht 53 finestra Ekip Maastricht TH 60 finestra / Ekip Maastricht TH 68 finestra Ekip Thermo 53 finestra 2 ante
- PROFILATI : "PE Eku 53" finestra" / "PE Eku 64 TT" finestra" "PE Eku 72 TT" finestra" / Sistema 1 PE 50 comp./est. 2 ante Sistema 1 PE 50 sormonto 2 ante

033177 D 1 10 10



Full-size scale



Pair of **ADJUSTABLE** closed striking plates for top/bottom **HOOK DEVIATORS** MULTIBLINDO. Material: stainless steel. Flat front plate **1860x22x3**. Can be used with central striking plates 033173-033174

- ALCAN : Abithal Cristal / Abithal Keeper porta C.E. / Winner finestra
- ALCOA : FB 12 GA / Europa GA / FB 12 TT / R 35 reversibile R 35 sormonto
- ALLCO : All.Co 5 complanare / Export 40 finestra Export 45 TT finestra / Export 50 finestra / Export 50 TT finestra Final 40 finestra / Ites P4 complanare / Sicurbilin C.E.
- ALNOR : Blindo Block / Montreal G.A.
- ALU-K : N53 complanare / N 55 TT complanare
- ALU-MEC : Synthesis 45 finestra / Synthesis 57 finestra Synthesis 60 TT finestra
- ALUSUISSE : Alsec 2000 finestra 59 / Alsec 2000 finestra 69
- BODEGA : BGA 50 / New BT 60
- DOMAL : Domal Break 52 finestra / Domal Break 70 finestra Domal Stopper PG finestra
- EQUIPE : Sistema 8000 G.A. finestra 1 anta Sistema 8000 G.A. finestra 2 ante / Sistema 8000 TT finestra 1 anta Sistema 8000 TT finestra 2 ante
- ESA : Giuntall complanare / Giuntall porta / Isola porta
- ESEDRA : GA 53 porta / TT 63 porta / TT 75 porta
- INDINVEST : Alpha 255 complanare Alpha 370 TT complanare Alpha 445 finestra / Alpha 445 porta 1 anta Alpha 658 TT complanare / Alpha Blitz 2000 / Alpha Globo 45 Alpha Globo 55 / Gold 400 complanare / Gold 400 sormonto Gold 500 complanare / Gold 500 sormonto / Gold 600 complanare Gold 600 sormonto
- METRA : NC 45 International finestra / NC 45 Superthermic finestra NC 55 International finestra / NC 68 Superthermic finestra Nuovo NC 40 complanare / Nuovo NC 40 sormonto 2 ante Nuovo NC 50 complanare
- MORELLI : MA 8300
- OCMA : FC 47 finestra / FC 55 finestra / FC 60 TT finestra
- PASSERINI : Ekip 40 complanare 2 ante / Ekip 40 evoluzione 2 ante Ekip 40 sormonto 2 ante / Ekip 50 complanare 2 ante Ekip 50 sormonto 2 ante / Ekip Maastricht 53 finestra Ekip Maastricht TH 60 finestra / Ekip Maastricht TH 68 finestra Ekip Thermo 53 finestra 2 ante
- PROFILATI : "PE Eku 53" finestra" / "PE Eku 64 TT" finestra" "PE Eku 72 TT" finestra" / Sistema 1 PE 50 comp./est. 2 ante Sistema 1 PE 50 sormonto 2 ante

033178 D 1 10 10

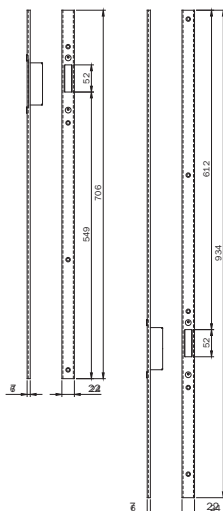
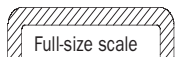
For locks for metal frames
series 79*



Code

Min. ord.
Multiple
package
Single
package
Status

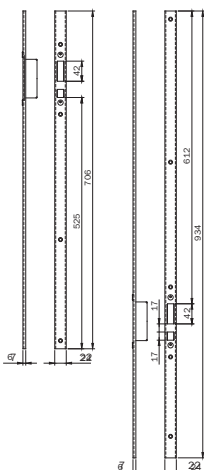
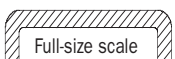
Multiblindo classic



Pair of **ADJUSTABLE** closed striking plates
for top/bottom **DEADBOLT DEVIATORS** MULTIBLINDO.
Material: aluminium. U-front plate **1860x22x7**.
Can be used with central striking plates
033175-033176

ALCAN : Abithal Keeper porta 53-60 / 61-68
Abithal porta / Winner orta
ALCOA : FB 12 Blindato porta
Plana 1 ante / Plana 2 ante
ALLCO : All.co 5 porta / All.co 5 TT porta
Export 50/50 TT porta / Sicurblin 65
ALNOR : Montreal porta
ALUSISSE : Alsec 2000 porta 59 / Alsec 2000 porta 69
ALLUK : Alublindo / N 45 porta / N 53 porta / N 55 TT porta
N 62 TT porta
ALU-MEC : Synthesis 57 porta / Synthesis 60TT porta
BODEGA : Extrablind 70
DOMAL : Domal Break 52 porta / Domal Break 70 porta
Security porta / Shops porta / Stopper PG porta
ESA : Blindal 60 porta 1 ante / 60 porta 2 ante
Blindal 70 porta 1 ante / 70 porta 2 ante
FRESIA : Global 48 porta
INDINVEST : Alpha 445 porta 2 ante
METRA : NC 45 International porta
NC 45 Superthermic porta / NC 55 International porta
NC 68 Superthermic porta / Nuovo NC 50 porta
Superblindo
NEW TEC : New Tec 50 porta complanare
OCMA : SV 47 porta 1 ante / SV 47 porta 2 ante
SV 62 porta 1 ante / SV 62 porta 2 ante
SV 62 TT porta 1 ante / SV 62 TT porta 2 ante
PASSERINI : Ekip Blindo
Ekip Maastricht 53 porta 1 ante
Ekip Maastricht 53 porta 2 ante
Ekip Maastricht TH 60/68 porta 1 ante
Ekip Maastricht TH 60/68 porta 2 ante
Ekip Thermo 53 porta
PROFILATI : PE "Eku 53" porta
PE "Eku 64 TT" porta
PE "Eku 72 TT" porta
Sistema 1 PE 40 complanare / esterno 2 ante
Sistema 1 PE 40 sormonto 2 ante
SCHUCO : Royal 78 ST blindato
Royal S 50 N
Royal S 55 TT
Royal S 65 TT
WICONA : L60-A / L70-A

033179 D 1 10 10



Pair of **ADJUSTABLE** closed striking plates
for top/bottom **HOOK DEVIATORS** MULTIBLINDO.
Material: aluminium. U-front plate **1860x22x7**.
Can be used with central striking plates
033175-033176

ALCAN : Abithal Keeper porta 53-60 / 61-68
Abithal porta / Winner orta
ALCOA : FB 12 Blindato porta
Plana 1 ante / Plana 2 ante
ALLCO : All.co 5 porta / All.co 5 TT porta
Export 50/50 TT porta / Sicurblin 65
ALNOR : Montreal porta
ALUSISSE : Alsec 2000 porta 59 / Alsec 2000 porta 69
ALLUK : Alublindo / N 45 porta / N 53 porta / N 55 TT porta
N 62 TT porta
ALU-MEC : Synthesis 57 porta / Synthesis 60TT porta
BODEGA : Extrablind 70
DOMAL : Domal Break 52 porta / Domal Break 70 porta
Security porta / Shops porta / Stopper PG porta
ESA : Blindal 60 porta 1 ante / 60 porta 2 ante
Blindal 70 porta 1 ante / 70 porta 2 ante
FRESIA : Global 48 porta
INDINVEST : Alpha 445 porta 2 ante
METRA : NC 45 International porta
NC 45 Superthermic porta / NC 55 International porta
NC 68 Superthermic porta / Nuovo NC 50 porta
Superblindo
NEW TEC : New Tec 50 porta complanare
OCMA : SV 47 porta 1 ante / SV 47 porta 2 ante
SV 62 porta 1 ante / SV 62 porta 2 ante
SV 62 TT porta 1 ante / SV 62 TT porta 2 ante
PASSERINI : Ekip Blindo
Ekip Maastricht 53 porta 1 ante
Ekip Maastricht 53 porta 2 ante
Ekip Maastricht TH 60/68 porta 1 ante
Ekip Maastricht TH 60/68 porta 2 ante
Ekip Thermo 53 porta
PROFILATI : PE "Eku 53" porta
PE "Eku 64 TT" porta
PE "Eku 72 TT" porta
Sistema 1 PE 40 complanare / esterno 2 ante
Sistema 1 PE 40 sormonto 2 ante
SCHUCO : Royal 78 ST blindato
Royal S 50 N
Royal S 55 TT
Royal S 65 TT
WICONA : L60-A / L70-A

033180 D 1 10 10

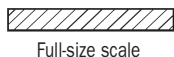
For locks for metal frames series 79*



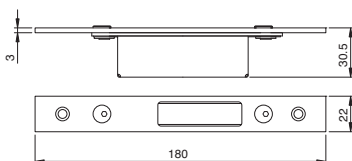
Code

Min. ord.
Multiple
package
Single
package
Status

Multiblindo classic

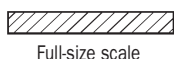


ADJUSTABLE closed striking plate
MULTIBLINDO. Material:
stainless steel. Flat front plate **180x22x3**.
Can be used with central striking plates 033173-033174

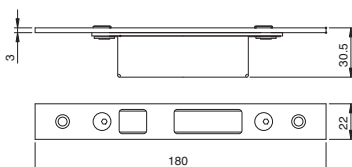


ALCAN : Abithal Cristal / Abithal Keeper porta C.E. / Winner finestra
ALCOA : FB 12 GA / Europa GA / FB 12 TT / R 35 reversibile R 35 sormonto
ALLCO : All.Co 5 complanare / Export 40 finestra Export 45 TT finestra / Export 50 finestra / Export 50 TT finestra Final 40 finestra / Hes P4 complanare / Scirubin C.E.
ALNOR : Blindo Block / Montreal G.A.
ALU-K : N53 complanare / N 55 TT complanare
ALU-MEC : Synthesis 45 finestra / Synthesis 57 finestra Synthesis 60 TT finestra
ALUSUISSE : Alsec 2000 finestra 59 / Alsec 2000 finestra 69
BODEGA : BGA 50 / New BT 60
DOMAL : Domal Break 52 finestra / Domal Break 70 finestra Domal Stopper PG finestra
EQUIPE : Sistema 8000 G.A. finestra 1 anta Sistema 8000 G.A. finestra 2 ante / Sistema 8000 TT finestra 1 anta Sistema 8000 TT finestra 2 ante
ESA : Giuntali complanare / Giuntali porta / Isola porta
ESEDRA : GA 53 porta / TT 63 porta / TT 75 porta
INDINVEST : Alpha 255 complanare Alpha 370 TT complanare Alpha 445 finestra / Alpha 445 porta 1 anta Alpha 658 TT complanare / Alpha Blitz 2000 / Alpha Globo 45 Alpha Globo 55 / Gold 400 complanare / Gold 400 sormonto Gold 500 complanare / Gold 500 sormonto / Gold 600 complanare Gold 600 sormonto
METRA : NC 45 International finestra / NC 45 Superthermic finestra NC 55 International finestra / NC 68 Superthermic finestra Nuovo NC 40 complanare / Nuovo NC 40 sormonto 2 ante Nuovo NC 50 complanare
MORELLI : MA 8300
OCMA : FC 47 finestra / FC 55 finestra / FC 60 TT finestra
PASSERINI : Ekip 40 complanare 2 ante / Ekip 40 evoluzione 2 ante Ekip 40 sormonto 2 ante / Ekip 50 complanare 2 ante Ekip 50 sormonto 2 ante / Ekip Maastricht 53 finestra Ekip Maastricht TH 60 finestra / Ekip Maastricht TH 68 finestra Ekip Thermo 53 finestra 2 ante
PROFILATI : "PE" Eku 53 "finestra" / "PE" Eku 64 TT "finestra" "PE" Eku 72 TT "finestra" / Sistema 1 PE 50 comp./est. 2 ante Sistema 1 PE 50 sormonto 2 ante

033181 D 1 10 10



DEADBOLT DEVIATORS

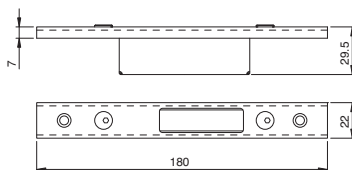


HOOK DEVIATORS

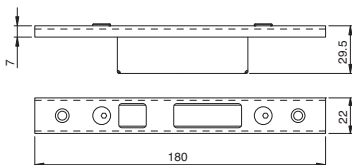
033182 D 1 10 10



ADJUSTABLE closed striking plates for top/bottom
MULTIBLINDO. Material: aluminium.
U-front plate **180x22x7**. Can be used
with central striking plates 033175-033176.



DEADBOLT DEVIATORS



HOOK DEVIATORS

ALCAN : Abithal Keeper porta 5360 / 6168 Abithal porta / Winner orta
ALCOA : FB 12 Blindato porta Plana 1 anta / Plana 2 ante
ALLCO : All.co 5 porta / All.co 5 TT porta Export 50/50 TT porta / Scirubin 65
ALNOR : Montreal porta
ALUSUISSE : Alsec 2000 porta 59 / Alsec 2000 porta 69
ALU-K : Alublindo / N 45 porta / N 53 porta / N 55 TT porta N 62 TT porta
ALU-MEC : Synthesis 57 porta / Synthesis 60TT porta
BODEGA : Extrablind 70
DOMAL : Domal Break 52 porta / Domal Break 70 porta Security porta / Shops porta / Stopper PG porta
ESA : Blindal 60 porta 1 anta / 60 porta 2 ante Blindal 70 porta 1 anta / 70 porta 2 ante
FRESIA : Global 48 porta
INDINVEST : Alpha 445 porta 2 ante
METRA : NC 45 International porta NC 45 Superthermic porta / NC 55 International porta NC 68 Superthermic porta / Nuovo NC 50 porta Superblindo
NEW TEC : New Tec 50 porta complanare
OCMA : SV 47 porta 1 anta / SV 47 porta 2 ante SV 62 porta 1 anta / SV 62 porta 2 ante SV 62 TT porta 1 anta / SV 62 TT porta 2 ante
PASSERINI : Ekip Blindo Ekip Maastricht 53 porta 1 anta Ekip Maastricht 53 porta 2 ante Ekip Maastricht TH 60/68 porta 1 anta Ekip Maastricht TH 60/68 porta 2 ante Ekip Thermo 53 porta
PROFILATI : "PE" Eku 53" porta PE "Eku 64 TT" porta PE "Eku 72 TT" porta Sistema 1 PE 40 complanare /esterno 2 ante Sistema 1 PE 40 sormonto 2 ante
SCHUCO : Royal 78 ST blindato Royal S 50 N Royal S 55 TT Royal S 65 TT
WICONA : L60A / L70A

033183 D 1 10 10

033184 B 1 10 10

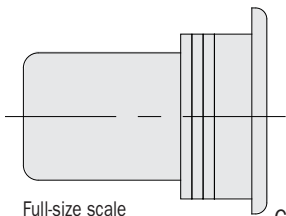
For locks for metal frames series 79*



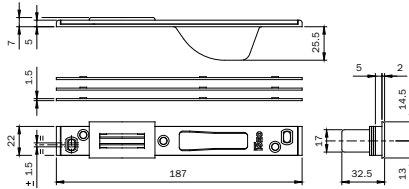
Code

Min. ord.
Multiple package
Single package
Status

Multiblindo classic



Full-size scale

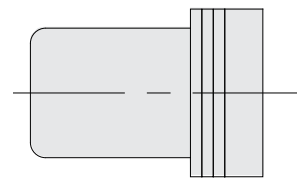


Closed striking plate for **CENTRAL LOCK MULTIBLINDO**. Material: stainless steel. Flat front plate **187x22x5**. With latchbolt guide and nylon roller. Spacers.

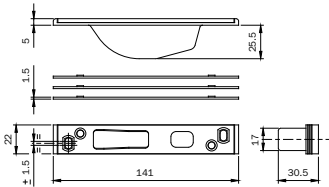
For series: 7951* - 7955* - 7971* - 7991* - 7911*.

- ALCAN abithal Keeper Porta 5360 / Abithal Keeper Porta 6168 Abithal Porta / Winner Porta
- ALCO alfo 12 Blindato / Formula F40 Porta / Formula F40 Tt Porta Formula F50 Porta / Formula F50 Tt Porta / Formula F60 Tt Porta Plana 1 Anta / Plana 2 Anta
- ALLCO all.Co 5 Porta / All.Co 5 Tt Porta / Export 50 Porta Export 50 Tt Porta / Sicurbin 65
- ALNOR montreal Porta / Alu-kalublindo / N 45 Porta / N 53 Porta N 55 Tt Porta / N 62 Tt Porta
- ALU-MEC synthesis 57 Porta / Synthesis 60 Tt Porta
- ALUSUISSE elsec 2000 Porta 59 / Alsec 2000 Porta 69
- BODEGA extrablind 70
- DOMAL domal Break 52 Porta / Domal Break 70 Porta Domal Security Porta / Domal Shops Porta Domal Stopper Pg Porta
- ESA Blindal 60 Porta 1 Anta / Blindal 60 Porta 2 Ante Blindal 70 Porta 1 Anta / Blindal 70 Porta 2 Ante
- FRESIA Global 48 Porta
- INDINVEST Alpha 445 Porta 2 Ante
- METRA Nc 45 International Porta / Nc 45 Superthermic Porta Nc 55 International Porta / Nc 68 Superthermic Porta Nuovo Nc 50 Porta / Superblindo
- NEW TEC new Tec 50 Porta Complanare New Tec 52 Tt Porta Complanare New Tec 68 Tt Porta Complanare
- OCMA fc 60 Tt Porta / Sv 47 Porta 1 Anta Sv 47 Porta 2 Ante Sv 62 Porta 1 Anta / Sv 62 Porta 2 Ante Sv 62 Tt Porta 1 Anta / Sv 62 Tt Porta 2 Ante
- PASSERINI Ekip Blindo / Ekip Maastricht 53 Porta 1 Anta Ekip Maastricht 53 Porta 2 Ante / Ekip Maastricht Th 60 Porta 1 Anta Ekip Maastricht Th 60 Porta 2 Ante Ekip Maastricht Th 68 Porta 1 Anta Ekip Maastricht Th 68 Porta 2 Ante / Ekip Thermo 53 Porta
- PROFILATI "Pe Eku 53 Porta" / "Pe Eku 64 Tt Porta" "Pe Eku 72 Tt Porta" / Sistema 1 Pe 40 Comp./Est. 2 Ante Sistema 1 Pe 40 Sormonto 2 Ante
- SCHUCO royal 78 St Blindato / Royal S 50 N Royal S 55 Tt / Royal S 65 Tt
- WICONA I60A / L70A

038079 A 10 - 10



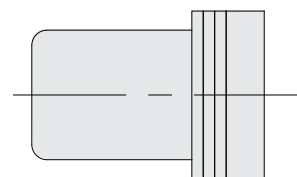
Full-size scale



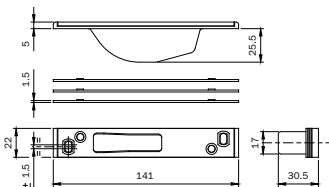
Closed striking plate for **HOOK DEVIATORS MULTIBLINDO**. Material: stainless steel. Flat front plate **141x22x5**. Spacers.

For series: 7955* - 7991*.

038083 A 10 - 10



Full-size scale



Closed striking plate for **DEADBOLT DEVIATORS MULTIBLINDO**. Material: stainless steel. Flat front plate **141x22x5**. Spacers. For series: 7951* - 7991*.

038084 B 10 - 10

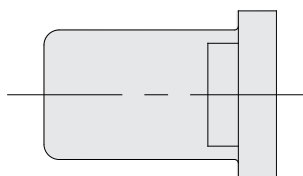
**For locks for metal frames
series 79***



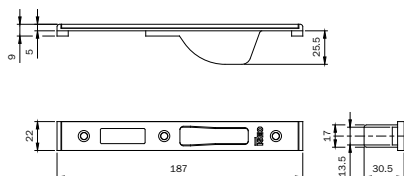
Code

Min. ord.
Multiple
package
Single
package
Status

Multiblindo classic



Full-size scale



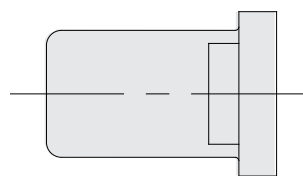
Closed striking plate for **CENTRAL LOCK**

MULTIBLINDO. Material: stainless steel.

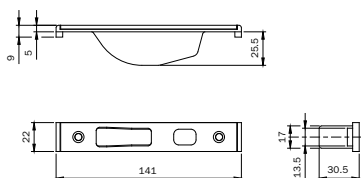
Flat front plate **187x22x9**.

With latchbolt guide and nylon roller. Spacers.

For series: 7951* - 7955* - 7971* - 7991* - 7911*.



Full-size scale

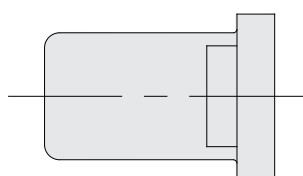


Closed striking plate for **HOOK DEVIATORS** MULTIBLINDO.

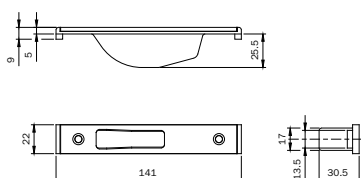
Material: stainless steel. Flat front plate **141x22x9**.

Spacers.

For series: 7955* - 7991*.



Full-size scale



Closed striking plate for **DEADBOLT DEVIATORS**

MULTIBLINDO. Material: stainless steel. Flat front plate **141x22x9**.

Spacers. For series: 7951* - 7991*.

- ALCAN abithal Cristal / Abithal Keeper Porta C.E. / Winner Finestra
- ALCOA fb 12 Ga / Europa Ga / Fb 12 T.T.
- R 35 Reversibile / R 35 Sormonto
- ALLCO All.Co 5 Complanare / Export 40 Finestra
- Export 45 Tt Finestra / Export 50 Finestra
- Export 50 Tt Finestra / Final 40 Finestra / Ites P4 Complanare
- Sicurblin C.E.
- ALNOR blindo Block / Montreal G.A.
- ALU-K n 53 Complanare / N 55 Tt Complanare
- ALU-MEC synthesis 45 Finestra / Synthesis 57 Finestra
- Synthesis 60 Tt Finestra
- ALUSUISSE aIsec 2000 Finestra 59 / AIsec 2000 Finestra 69
- BODEGA bga 50 / New Bt 60
- DOMAL Domal Break 52 Finestra / Domal Break 70 Finestra
- Domal Stopper Pg Finestra
- EQUIPE sistema 8000 G.A. Finestra 1 Anta
- Sistema 8000 G.A. Finestra 2 Ante
- Sistema 8000 Tt Finestra 1 Anta
- Sistema 8000 Tt Finestra 2 Ante
- ESA giuntall Complanare / Giuntall Porta / Isola Porta
- ESEDRA ga 53 Porta / Tt 63 Porta / Tt 75 Porta
- INDINVEST alpha 255 Complanare
- Alpha 370 Tt Complanare
- Alpha 445 Finestra / Alpha 445 Porta 1 Anta
- Alpha 658 Tt Complanare / Alpha Blitz 2000 / Alpha Globo 45
- Alpha Globo 55 / Gold 400 Complanare / Gold 400 Sormonto
- Gold 500 Complanare / Gold 500 Sormonto
- Gold 600 Complanare Gold 600 Sormonto
- METRA nc 45 International Finestra
- Nc 45 Superthermic Finestra / Nc 55 International Finestra
- Nc 68 Superthermic Finestra / Nuovo Nc 40 Complanare
- Nuovo Nc 40 Sormonto 2 Ante / Nuovo Nc 50 Complanare
- MORELLI ma 8300
- OCMA fc 47 Finestra / Fc 55 Finestra / Fc 60 Tt Finestra
- PASSERINI ekip 40 Complanare 2 Ante
- Ekip 40 Evoluzione 2 Ante
- Ekip 40 Sormonto 2 Ante / Ekip 50 Complanare 2 Ante
- Ekip 50 Sormonto 2 Ante / Ekip Maastricht 53 Finestra
- Ekip Maastricht Th 60 Finestra
- Ekip Maastricht Th 68 Finestra
- Ekip Thermo 53 Finestra 2 Ante
- PROFILATI "Pe Eku 53 Finestra"
- "Pe Eku 64 Tt Finestra"
- "Pe Eku 72 Tt Finestra"
- Sistema 1 Pe 50 Comp./Est. 2 Ante
- Sistema 1 Pe 50 Sormonto 2 Ante

038085 B 10 - 10

038086 B 10 - 10

038087 D 10 - 10

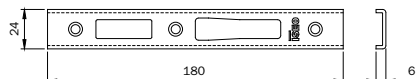
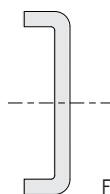
**For locks for metal frames
series 79***



Code

Status
Single
package
Multiple
package
Min. ord.

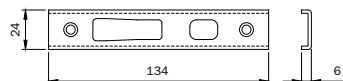
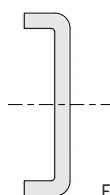
Multiblindo classic



Striking plate for **CENTRAL LOCK** MULTIBLINDO.
Material: stainless steel. Flat front plate **180x24x3**.
For series: 7951* - 7955* - 7971* - 7991* - 7911*.

Full-size scale

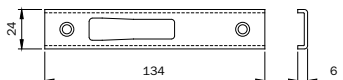
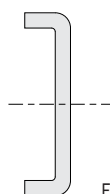
038088 B 10 - 10



Striking plate for **HOOK DEVIATORS** MULTIBLINDO.
Material: stainless steel. Flat front plate **134x24x6**.
For series: 7955* - 7991*.

Full-size scale

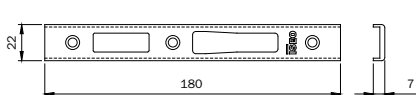
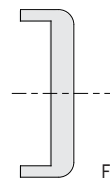
038089 B 10 - 10



Striking plate for **DEADBOLT DEVIATORS** MULTIBLINDO.
Material: stainless steel. Flat front plate **134x24x6**.
For series: 7951* - 7991*.

Full-size scale

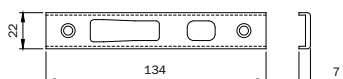
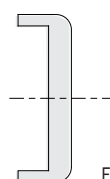
038090 B 10 - 10



Striking plate for **CENTRAL LOCK** MULTIBLINDO.
Material: black painted stainless steel. Flat front plate **180x22x7**.
For series: 7951* - 7955* - 7971* - 7991 - 7911*.

Full-size scale

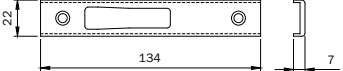
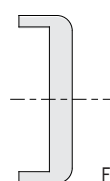
038091 C 10 - 10



Striking plate for **HOOK DEVIATORS** MULTIBLINDO.
Material: black painted stainless steel. Flat front plate **134x22x7**.
For series: 7955* - 7991*.

Full-size scale

038092 C 10 - 10



Striking plate for **DEADBOLT DEVIATORS** MULTIBLINDO.
Material: black painted stainless steel. Flat front plate **134x22x7**.
For series: 7951* - 7991*.

Full-size scale

038093 C 10 - 10



Pair of NYLON front plate **SUPPORTS 22x8** for locks
for aluminium frames with European profile cylinder and
double-bit rail frames
For series: 78* - 96* - 98*.

038019 B 10 - 10


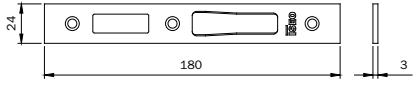

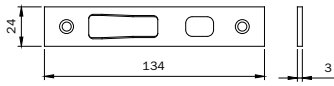

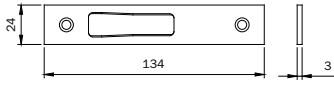

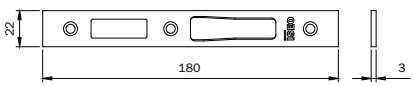

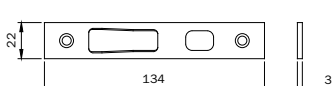

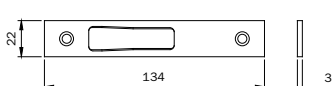
**For locks for metal frames
series 79***



Code

Status
Single
package
Multiple
package
Min. ord.

Multiblindo classic

 Full-size scale	 <p>Striking plate for CENTRAL LOCK MULTIBLINDO. Material: stainless steel. Flat front plate 180x24x3. For series: 7951* - 7955* - 7971* - 7991* - 7911*.</p>	<p>038094 A 10 - 10</p>
 Full-size scale	 <p>Striking plate for HOOK DEVIATORS MULTIBLINDO. Material: stainless steel. Flat front plate 134x24x3. For series: 7955* - 7991*.</p>	<p>038095 A 10 - 10</p>
 Full-size scale	 <p>Striking plate for DEADBOLT DEVIATORS MULTIBLINDO. Material: stainless steel. Flat front plate 134x24x3. For series: 7951* - 7991*.</p>	<p>038096 A 10 - 10</p>
 Full-size scale	 <p>Striking plate for CENTRAL LOCK MULTIBLINDO. Material: stainless steel. Flat front plate 180x22x3. For series: 7951* - 7955* - 7971* - 7991 - 7911*.</p>	<p>038097 C 10 - 10</p>
 Full-size scale	 <p>Striking plate for HOOK DEVIATORS MULTIBLINDO. Material: stainless steel. Flat front plate 134x22x3. For series: 7955* - 7991*.</p>	<p>038098 C 10 - 10</p>
 Full-size scale	 <p>Striking plate for DEADBOLT DEVIATORS MULTIBLINDO. Material: stainless steel. Flat front plate 134x22x3. For series: 7951* - 7991*.</p>	<p>038099 B 10 - 10</p>



ADJUSTABLE MECHANICAL STRIKER for use with central striking plate MULTIBLINDO
series 033160-033161-033162-033163-033173-033174-033175-033176.

040890 B 1 10 10



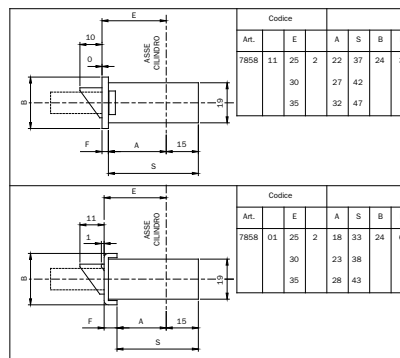
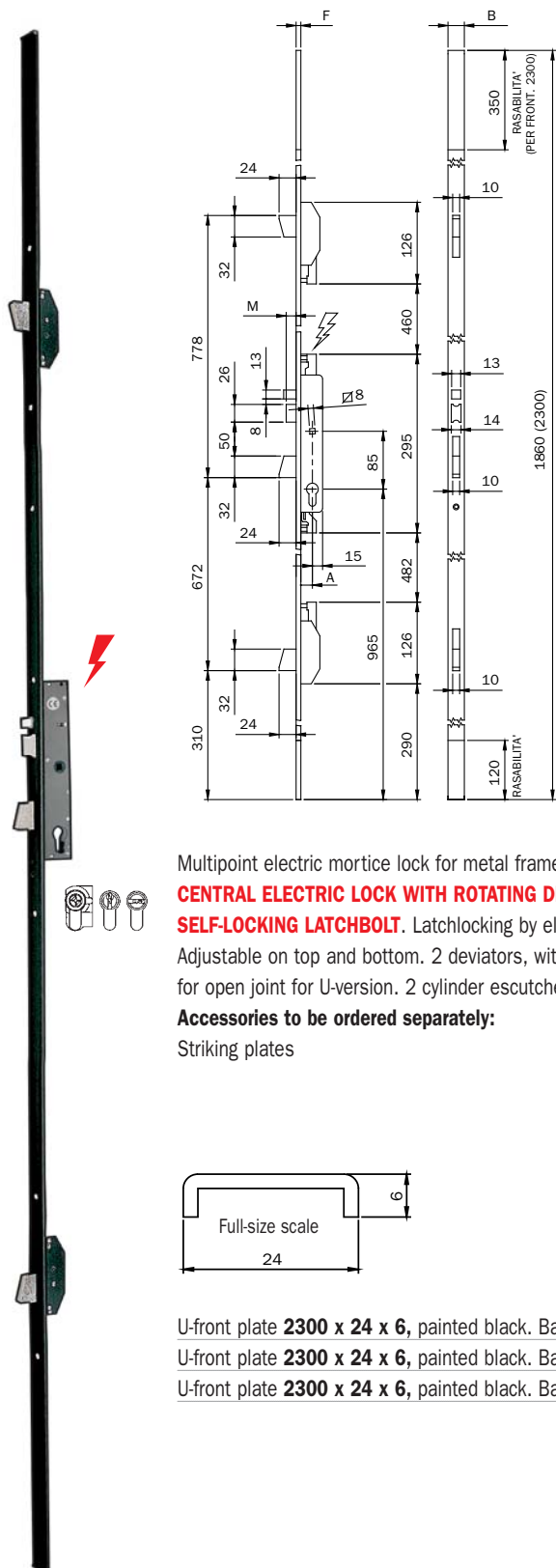
**Locks for
metal frames**



Code

Min. ord.
Multiple
package
Single
package
Status

Electa multipoint electric lock



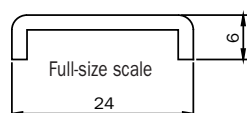
Multipoint electric mortice lock for metal frames with 3 LATERAL LOCKINGS, **12V A.C.-D.C.**, operating with European profile cylinder **CENTRAL ELECTRIC LOCK WITH ROTATING DEADBOLT** and mm 24 throw.

SELF-LOCKING LATCHBOLT. Latching by electric pulse, key or HANDLE FOLLOWER mm 8. Separate loading spring.

Adjustable on top and bottom. 2 deviators, with rotating deadbolt mm 24 throw. 2 nylon end blocks and two front plate supports for open joint for U-version. 2 cylinder escutcheons. Fixing screws. Instruction sheet.

Accessories to be ordered separately:

Striking plates



U-front plate 2300 x 24 x 6, painted black. Backset mm 25	785800250	C	1	-	1
U-front plate 2300 x 24 x 6, painted black. Backset mm 30	785800300	B	1	-	1
U-front plate 2300 x 24 x 6, painted black. Backset mm 35	785800350	B	1	-	1

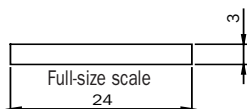


Code

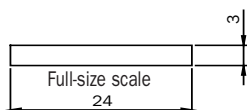
Status
Single
package

Min. ord.

Electa multipoint electric lock



Flat front plate 2300 x 24 x 3 , painted black steel. Backset mm 25	785810250	D	1	-	1
Flat front plate 2300 x 24 x 3 , painted black steel. Backset mm 30	785810300	B	1	-	1
Flat front plate 2300 x 24 x 3 , painted black steel. Backset mm 35	785810350	B	1	-	1



Long latchbolt and piston + mm5

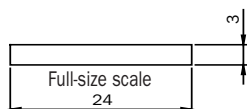
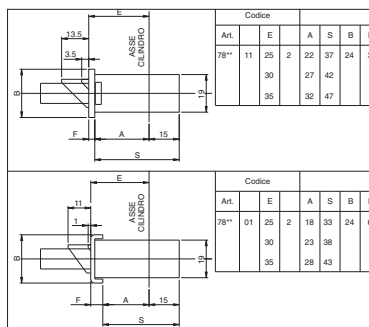
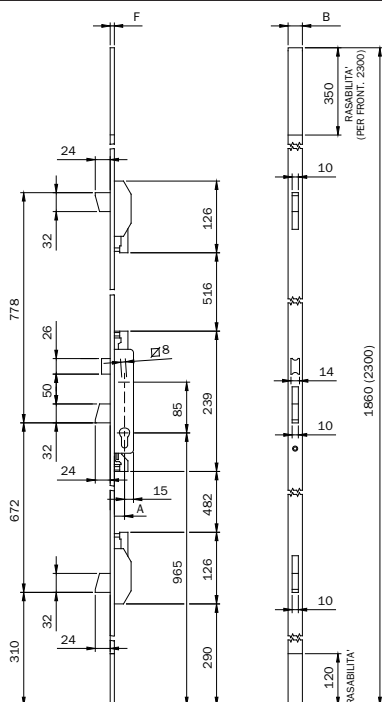
Flat front plate 2300 x 24 x 3 , painted black steel. Backset mm 25	7858102505	D	1	-	1
Flat front plate 2300 x 24 x 3 , painted black steel. Backset mm 30	7858103005	D	1	-	1
Flat front plate 2300 x 24 x 3 , painted black steel. Backset mm 35	7858103505	D	1	-	1



Code

Min. ord.
Multiple
package
Single
package
Status

Electa multipoint lock



Multipoint mortice lock for metal frames with 3 LATERAL LOCKINGS, operating with European profile cylinder

CENTRAL LOCK with rotating deadbolt mm 24

Latching by key or handle follower mm 8. 2 deviators, with rotating deadbolt mm 24 throw.

Adjustable top and bottom. 2 cylinder escutcheons. Fixing screws. Instruction sheet.

Accessories to be ordered separately:

Striking plates.

REVERSIBLE AND ADJUSTABLE LATCHBOLT

Flat front plate 2300 x 24 x 3 in black painted steel. Backset mm 25	785110250	C	1	-	1
Flat front plate 2300 x 24 x 3 in black painted steel. Backset mm 30	785110300	A	1	-	1
Flat front plate 2300 x 24 x 3 in black painted steel. Backset mm 35	785110350	A	1	-	1

ADJUSTABLE ROLLER

Flat front plate 2300 x 24 x 3 in black painted steel. Backset mm 25	785210250	D	1	-	1
Flat front plate 2300 x 24 x 3 in black painted steel. Backset mm 30	785210300	B	1	-	1
Flat front plate 2300 x 24 x 3 in black painted steel. Backset mm 35	785210350	B	1	-	1

DEADBOLT ONLY

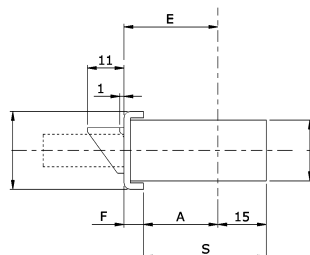
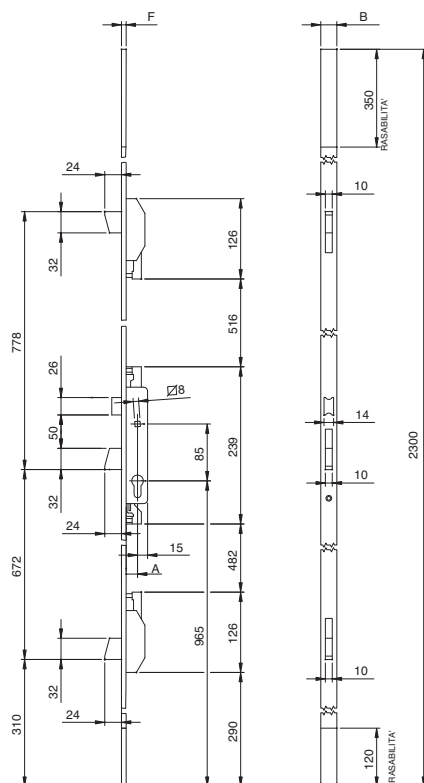
Flat front plate 2300 x 24 x 3 in black painted steel. Backset mm 25	785310250	D	1	-	1
Flat front plate 2300 x 24 x 3 in black painted steel. Backset mm 30	785310300	D	1	-	1
Flat front plate 2300 x 24 x 3 in black painted steel. Backset mm 35	785310350	D	1	-	1



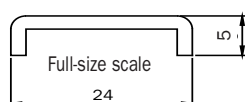
Code

Min. ord.
Multiple
package
Single
package
Status

Electa multipoint lock



Codice							
Art.		E		A	S	B	F
78**	30	25	*	19	34	24	5
		30		24	39		
		35		29	44		



Multipoint mortice lock for metal frames with 3 LATERAL LOCKINGS, operating with European profile cylinder

CENTRAL LOCK with rotating deadbolt mm 24.

Latching by key or handle follower mm 8. Adjustable bottom. 2 deviators, with rotating deadbolt mm 24 throw.

Fixing screws. Instruction sheet.

Accessories to be ordered separately:

Striking plates.

REVERSIBLE AND ADJUSTABLE LATCHBOLT

U-front plate **2300 x 24 x 5** in STAINLESS STEEL. Backset mm 25

785130252 C 1 - 1

U-front plate **2300 x 24 x 5** in STAINLESS STEEL. Backset mm 30

785130302 D 1 - 1

U-front plate **2300 x 24 x 5** in STAINLESS STEEL. Backset mm 35

785130352 B 1 - 1

ADJUSTABLE ROLLER

U-front plate **2300 x 24 x 5** in STAINLESS STEEL. Backset mm 25

785230252 D 1 - 1

U-front plate **2300 x 24 x 5** in STAINLESS STEEL. Backset mm 30

785230302 D 1 - 1

U-front plate **2300 x 24 x 5** in STAINLESS STEEL. Backset mm 35

785230352 C 1 - 1

DEADBOLT ONLY

U-front plate **2300 x 24 x 5** in STAINLESS STEEL. Backset mm 25

785330252 D 1 - 1

U-front plate **2300 x 24 x 5** in STAINLESS STEEL. Backset mm 30

785330302 D 1 - 1

U-front plate **2300 x 24 x 5** in STAINLESS STEEL. Backset mm 35

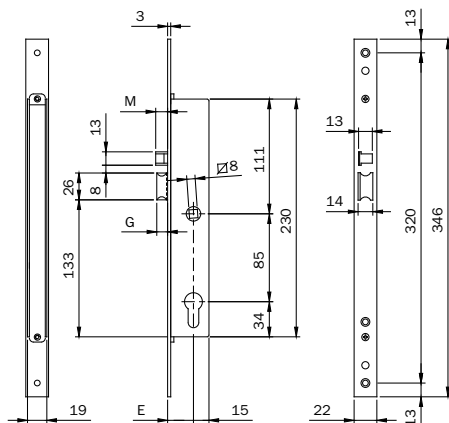
785330352 D 1 - 1



Code

Min. ord.
Multiple
package
Single
package
Status

Electa electric lock stainless steel front plate mm 22



Electric mortice lock for metal frames, LATERAL LOCKING, **12V A.C.-D.C.**, operating with European profile cylinder. Front plate mm **346 x 22 x 3** in STAINLESS STEEL. **SELF-LOCKING LATCHBOLT ONLY**. Latchlocking by electric pulse, key or handle follower mm 8. Separate loading spring, 2 escutcheons. Pair of front plate spacers. Fixing screws. Instruction sheet.

Accessories to be ordered separately:

Striking plates

Backset mm 25	781702252	B	1	10	10
Backset mm 30	781702302	B	1	10	10
Backset mm 35	781702352	B	1	10	10

Electric mortice lock for metal frames, lateral locking, **12V A.C.-D.C.**, operating with European profile cylinder. Front plate mm **346 x 22 x 3** in STAINLESS STEEL. **SELF-LOCKING AND MM 5** extended latchbolt only. Latchlocking by electric pulse, key or handle follower mm 8. Separate mm 5 extended loading spring, 2 escutcheons. Pair of front plate spacers. Fixing screws. Instruction sheet.

Accessories to be ordered separately:

Striking plates

Backset mm 25	7817022525	D	1	10	10
Backset mm 30	7817023025	D	1	10	10
Backset mm 35	7817023525	D	1	10	10

Electric mortice lock for metal frames, LATERAL LOCKING, **24V A.C.-D.C.**, operating with European profile cylinder. Front plate mm **346 x 22 x 3** in STAINLESS STEEL. **SELF-LOCKING LATCHBOLT ONLY**. Latchlocking by electric pulse, key or handle follower mm 8. Separate loading spring, extended + mm 5. 2 escutcheons. Pair of front plate spacers. Fixing screws. Instruction sheet.

Accessories to be ordered separately:

Striking plates

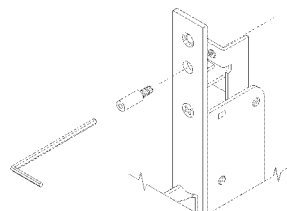
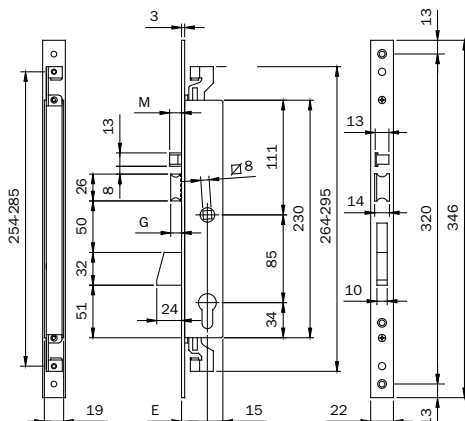
Backset mm 25	781702252V	D	1	10	10
Backset mm 30	781702302V	D	1	10	10
Backset mm 35	781702352V	D	1	10	10



Code

Min. ord.
Multiple
package
Single
package
Status

Electa electric lock stainless steel front plate mm 22



Electric mortice lock for metal frames, 3-POINT LOCKING, **12V A.C.-D.C.**, operating with European profile cylinder
Rods screwed connection. Front plate mm **346 x 22 x 3** in STAINLESS STEEL. Rotating DEADBOLT with 24 mm throw.

SELF-LOCKING LATCHBOLT. Latchlocking by electric pulse, key or handle follower mm 8.

Separate loading spring. 2 escutcheons. Pair of front plate spacers. Fixing screws. Instruction sheet.

Accessories to be ordered separately: striking plates.

Pair of plates used to connect the lock to the external rods - ref. N. 990853

Deviators for external rods 3-point lateral locking - ref. N. 780322252

Deviators for internal rods 3-point lateral locking - ref. N. 780302252

Pair of deviated internal rods and accessories - ref. N. 990850

Pair of straight internal rods and accessories - ref. N. 990851



Backset mm 25	783802252	A	1	10	10
Backset mm 30	783802302	A	1	10	10
Backset mm 35	783802352	A	1	10	10

Electric mortice lock for metal frames, 3-POINT LOCKING, **12V A.C.-D.C.**, operating with European profile cylinder.
Rods screwed connection. Front plate mm **346 x 22 x 3** in STAINLESS STEEL. Rotating DEADBOLT with 24 mm throw.

Self-locking latchbolt. **SELF-LOCKING LATCHBOLT EXTENDED + 5 MM**. Latchlocking by electric pulse,
key or handle follower mm 8.

Separate loading spring extended + mm 5. 2 escutcheons.

Pair of forend spacers. Fixing screws. Instruction sheet.

Accessories to be ordered separately: striking plates.

Pair of plates used to connect the lock to the external rods - ref. N. 990853

Deviators for external rods 3-point lateral locking - ref. N. 780322252

Deviators for internal rods 3-point lateral locking - ref. N. 780302252

Pair of deviated internal rods and accessories - ref. N. 990850

Pair of straight internal rods and accessories - ref. N. 990851

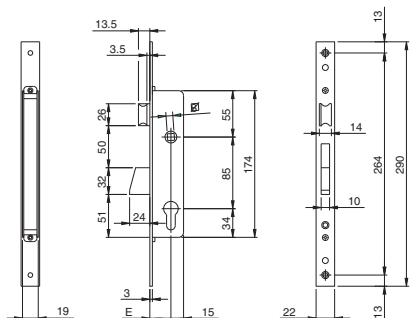
Backset mm 25	7838022525	D	1	10	10
Backset mm 30	7838023025	D	1	10	10
Backset mm 35	7838023525	D	1	10	10



Code

Min. ord.
Multiple
package
Single
package
Status

Electa stainless steel front plate mm 22

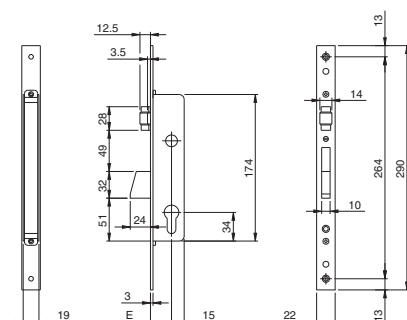


Mortice lock for metal frames, LATERAL LOCKING, operating with European profile cylinder.
Front plate **290 x 22 x 3** in STAINLESS STEEL. Rotating **DEADBOLT** with mm 24 throw. Separate reversible and adjustable **LATCHBOLT** 10 to 15 mm. Latchlocking by key or handle follower mm 8. 2 escutcheons.
Pair of front plate supports. Fixing screws. Instruction sheet.

Accessories to be ordered separately: Striking plates



Backset mm 25	781102252	A	1	10	10
Backset mm 30	781102302	A	1	10	10
Backset mm 35	781102352	A	1	10	10



Mortice lock for metal frames, LATERAL LOCKING, operating with European profile cylinder.
Front plate **290 x 22 x 3** in STAINLESS STEEL. Rotating **DEADBOLT** with mm 24 throw. **ADJUSTABLE ROLLER**.
2 escutcheons. Pair of front plate supports. Fixing screws. Instruction sheet.

Accessories to be ordered separately: Striking plates

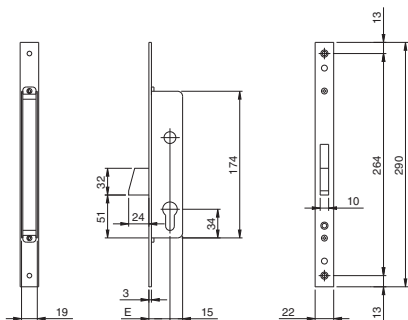
Backset mm 25	781202252	C	1	10	10
Backset mm 30	781202302	B	1	10	10
Backset mm 35	781202352	B	1	10	10



Code

Min. ord.
Multiple
package
Single
package
Status

Electa stainless steel front plate mm 22



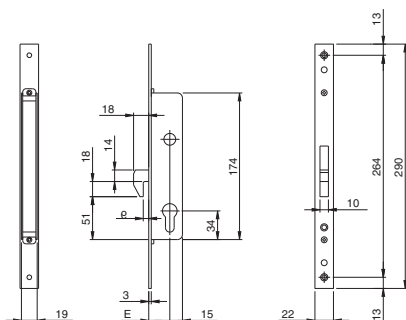
Mortice lock for metal frames, LATERAL LOCKING, operating with European profile cylinder.

Front plate **290 x 22 x 3** in STAINLESS STEEL. Rotating DEADBOLT with mm 24 throw.

2 escutcheons. Pair of front plate supports. Fixing screws. Instruction sheet.

Accessories to be ordered separately: Striking plates.

Backset mm 25	781302252	C	1	10	10
Backset mm 30	781302302	B	1	10	10
Backset mm 35	781302352	C	1	10	10



Mortice lock for metal frames, LATERAL LOCKING, operating with European profile cylinder.

Front plate **290 x 22 x 3** in STAINLESS STEEL. **HOOK DEADBOLT, CLEARANCE 6**, with mm 18 throw.

2 escutcheons. Pair of front plate supports. Fixing screws. Instruction sheet.

Accessories to be ordered separately: Striking plates.

Backset mm 25	781402252	C	1	10	10
Backset mm 30	781402302	A	1	10	10
Backset mm 35	781402352	A	1	10	10

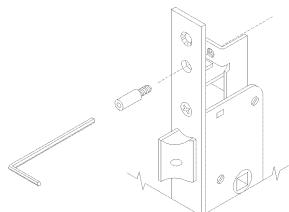
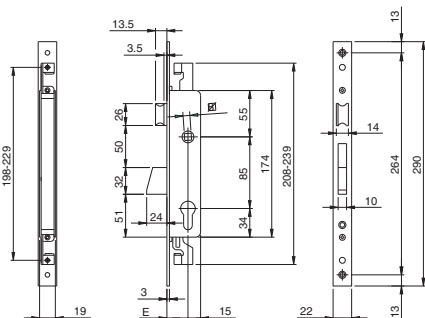


Code

Multiple
package
Single
package
Status

Min. ord.

Electa stainless steel front plate mm 22



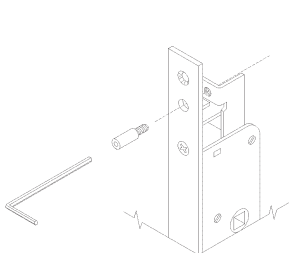
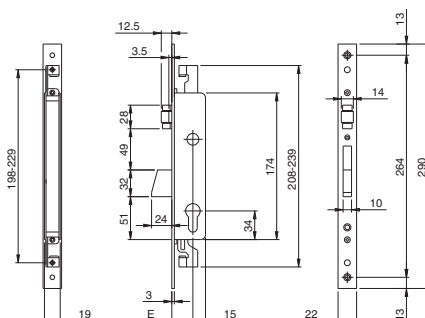
Mortice lock for metal frames, 3-POINT LOCKING, operating with European profile cylinder. Rods screwed connection. Front plate mm **290 x 22 x 3** in STAINLESS STEEL. Rotating DEADBOLT with mm 24 throw. Separate **REVERSIBLE AND ADJUSTABLE LATCHBOLT** 10 to 15 mm. Latchlocking by key or handle follower mm 8. 2 escutcheons. Pair of front plate supports. Fixing screws. Instruction sheet.

Accessories to be ordered separately:

- Pair of plates used to connect the lock to the external rods - ref. N. 990853
- Deviators for external rods 3-point lateral locking - ref. N. 780322252
- Deviators for internal rods 3-point lateral locking - ref. N. 780302252
- Pair of deviated internal rods and accessories - ref. N. 990850
- Pair of straight internal rods and accessories - ref. N. 990851

Striking plates.

Backset mm 25	783102252	A	1	10	10
Backset mm 30	783102302	A	1	10	10
Backset mm 35	783102352	A	1	10	10



Mortice lock for metal frames, 3-POINT LOCKING, operating with European profile cylinder. Rods screwed connection. Front plate mm **290 x 22 x 3** in STAINLESS STEEL. Rotating DEADBOLT with mm 24 throw. **ADJUSTABLE ROLLER**. 2 escutcheons. Pair of front plate supports. Fixing screws. Instruction sheet.

Accessories to be ordered separately:

- Pair of plates used to connect the lock to the external rods - ref. N. 990853
- Deviators for external rods 3-point lateral locking - ref. N. 780322252
- Deviators for internal rods 3-point lateral locking - ref. N. 780302252
- Pair of deviated internal rods and accessories - ref. N. 990850
- Pair of straight internal rods and accessories - ref. N. 990851

Striking plates.

Backset mm 25	783202252	B	1	10	10
Backset mm 30	783202302	B	1	10	10
Backset mm 35	783202352	A	1	10	10

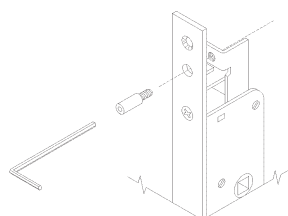
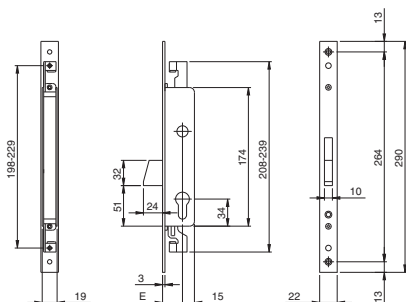




Code

Min. ord.
Multiple
package
Single
package
Status

Electa stainless steel front plate mm 22



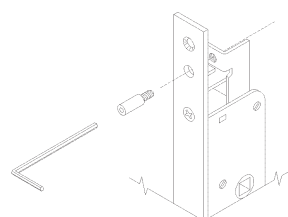
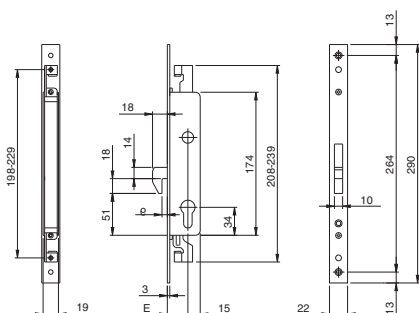
Mortice lock for metal frames, 3-POINT LOCKING, operating with European profile cylinder. Rods screwed connection.
Front plate mm **290 x 22 x 3** in STAINLESS STEEL. Rotating DEADBOLT with mm 24 throw.
2 escutcheons. Pair of front plate supports. Fixing screws. Instruction sheet.

Accessories to be ordered separately:

- Pair of plates used to connect the lock to the external rods - ref. N. 990853
- Deviators for external rods 3-point lateral locking - ref. N. 780322252
- Deviators for internal rods 3-point lateral locking - ref. N. 780302252
- Pair of deviated internal rods and accessories - ref. N. 990850
- Pair of straight internal rods and accessories - ref. N. 990851

Striking plates

Backset mm 25	783302252	A	1	10	10
Backset mm 30	783302302	B	1	10	10
Backset mm 35	783302352	C	1	10	10



Mortice lock for metal frames, 3-POINT LOCKING, operating with European profile cylinder. Rods screwed connection.
Front plate mm **290 x 22 x 3** in STAINLESS STEEL. **HOOK DEADBOLT, CLEARANCE 6**, with mm 18 throw.
2 escutcheons. Pair of front plate supports. Fixing screws. Instruction sheet.

Accessories to be ordered separately:

- Pair of plates used to connect the lock to the external rods - ref. N. 990853
- Deviators for external rods 3-point lateral locking - ref. N. 780322252
- Deviators for internal rods 3-point lateral locking - ref. N. 780302252
- Pair of deviated internal rods and accessories - ref. N. 990850
- Pair of straight internal rods and accessories - ref. N. 990851

Striking plates

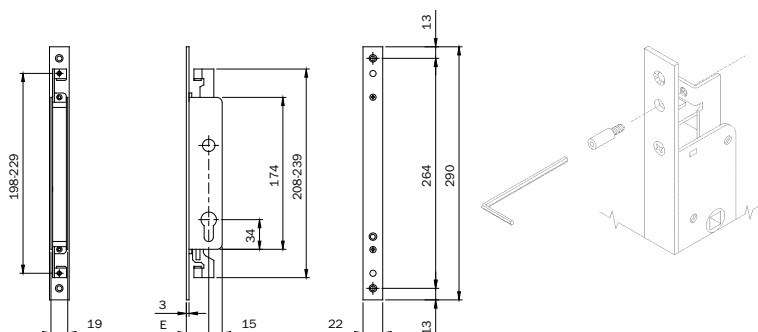
Backset mm 25	783402252	B	1	10	10
Backset mm 30	783402302	C	1	10	10
Backset mm 35	783402352	B	1	10	10



Code

Min. ord.
Multiple
package
Single
package
Status

Electa stainless steel front plate mm 22

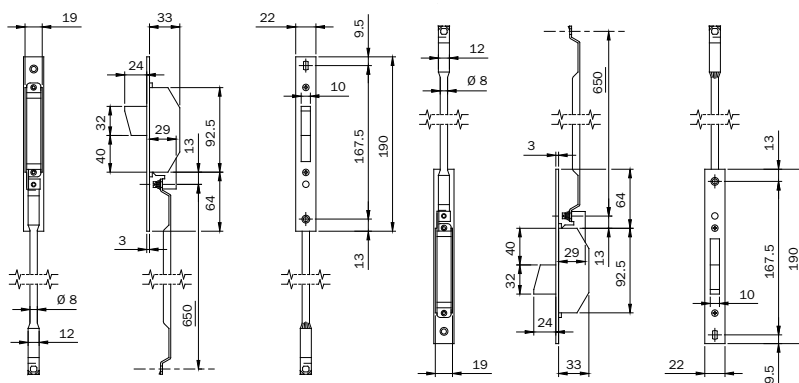


Mortice lock for metal frames, **DOUBLE TOP/BOTTOM LOCKING**, operating with European profile cylinder.
Rods screwed connection. Front plate mm **290 x 22 x 3** in STAINLESS STEEL. 2 escutcheons.
Pair of front plate supports. Fixing screws. Instruction sheet.

Accessories to be ordered separately:

- Pair of plates used to connect the lock to the external rods - ref. N. 990853
- Deviators for external rods 3-point lateral locking - ref. N. 780322252
- Deviators for internal rods 3-point lateral locking - ref. N. 780302252
- Pair of deviated internal rods and accessories - ref. N. 990850
- Pair of straight internal rods and accessories - ref. N. 990851
- Striking plates

Backset mm 25	782002252	B	1	10	10
Backset mm 30	782002302	B	1	10	10
Backset mm 35	782002352	D	1	10	10



Deviators for 3-POINT LATERAL LOCKING. Internal rods to be used with locks with **SCREWED CONNECTION**.

Front plate mm **190 x 22 x 3** in STAINLESS STEEL. Rotating deadbolt with mm 24 throw.

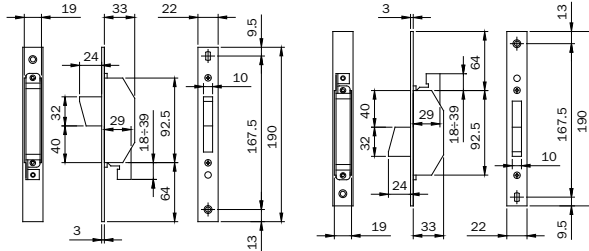
With internal rods. 2 pairs of nylon spacers. Rod-guiding nylon bushes. Fixing screws. **780302252** A 1 5 5



Code

Min. ord.
Multiple
package
Single
package
Status

Electa stainless steel front plate mm 22



Deviators for 3-POINT LATERAL LOCKING. For assembly with external rods to be used with locks

SCREWED CONNECTION. Front plate mm **190 x 22 x 3** in STAINLESS STEEL. Rotating deadbolt with mm 24 throw.

Without internal rods. 2 pairs of nylon spacers. Fixing screws.

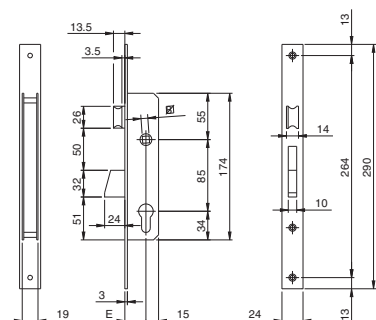
78032252 B 1 5 5



Code

Min. ord.
Multiple
package
Single
package
Status

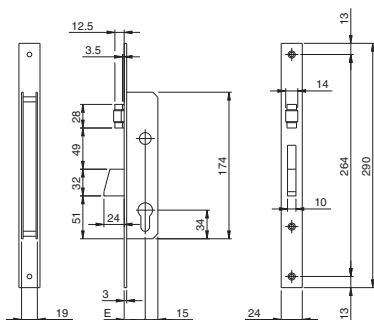
Electa stainless steel front plate mm 24



Mortice lock for metal frames, LATERAL LOCKING, operating with European profile cylinder.
Front plate mm **290 x 24 x 3** in STAINLESS STEEL. Rotating DEADBOLT with mm 24 throw.
Separate **REVERSIBLE AND ADJUSTABLE LATCHBOLT** 10 to 15 mm
Latchlocking by key or handle follower mm 8.
2 escutcheons. Nylon front plate supports. Fixing screws. Instruction sheet.
Accessories to be ordered separately: Striking plates



Backset mm 25	781251B	A	1	10	10
Backset mm 30	781301B	A	1	10	10
Backset mm 35	781351B	A	1	10	10



Mortice lock for metal frames, LATERAL LOCKING, operating with European profile cylinder.
Front plate mm **290 x 24 x 3** in STAINLESS STEEL. Rotating **DEADBOLT** with mm 24 throw. Adjustable roller
2 escutcheons. Nylon front plate supports. Fixing screws. Instruction sheet.
Accessories to be ordered separately: Striking plates



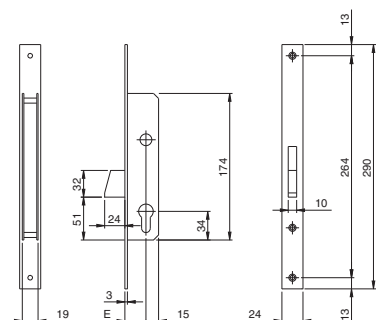
Backset mm 25	781252B	B	1	10	10
Backset mm 30	781302B	C	1	10	10
Backset mm 35	781352B	B	1	10	10



Code

Min. ord.
Multiple
package
Single
package
Status

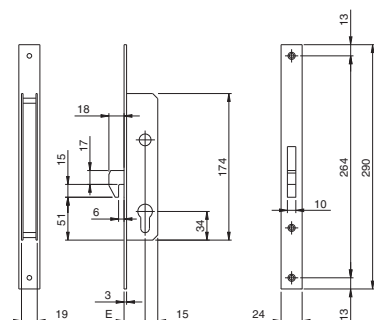
Electa stainless steel front plate mm 24



Mortice lock for metal frames, LATERAL LOCKING, operating with European profile cylinder.
Front plate mm **290 x 24 x 3** in STAINLESS STEEL. ROTATING DEADBOLT with mm 24 throw.
2 escutcheons. Nylon front plate supports. Fixing screws. Instruction sheet.

Accessories to be ordered separately: Striking plates

Backset mm 25	781253B	C	1	10	10
Backset mm 30	781303B	C	1	10	10
Backset mm 35	781353B	C	1	10	10



Mortice lock for metal frames, LATERAL LOCKING, operating with European profile cylinder.
Front plate mm **290 X 24 X 3** in STAINLESS STEEL. **HOOK DEADBOLT, CLEARANCE 6**, with mm 18 throw.
2 escutcheons. Nylon front plate supports. Fixing screws. Instruction sheet.

Accessories to be ordered separately: Striking plates

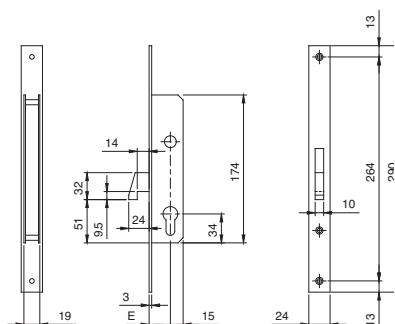
Backset mm 25	781254B	C	1	10	10
Backset mm 30	781304B	C	1	10	10
Backset mm 35	781354B	B	1	10	10



Code

Min. ord.
Multiple
package
Single
package
Status

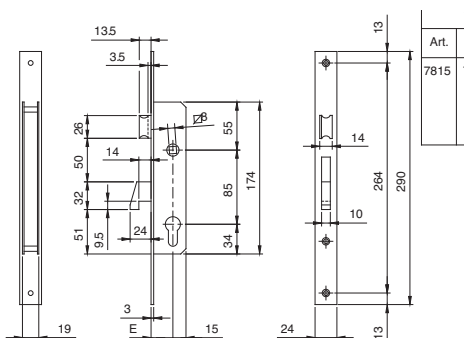
Electa stainless steel front plate mm 24



Mortice lock for metal frames, LATERAL LOCKING, operating with European profile cylinder.
Front plate mm **290 x 24 x 3** in STAINLESS STEEL. **HOOK DEADBOLT, CLEARANCE 14**, with mm 24 throw.
2 escutcheons. Pair of front plate supports. Fixing screws. Instruction sheet.

Accessories to be ordered separately: Striking plates

Backset mm 25	781470250	C	1	10	10
Backset mm 30	781470300	B	1	10	10
Backset mm 35	781470350	B	1	10	10



Mortice lock for metal frames, LATERAL LOCKING, operating with European profile cylinder.
Front plate mm **290 X 24 X 3** in STAINLESS STEEL. **HOOK DEADBOLT, CLEARANCE 14**, with mm 24 throw.
Separate **LATCHBOLT FLUSH WITH FRONT PLATE, REVERSIBLE AND ADJUSTABLE** 10 to 15 mm.

Latchlocking by key or handle follower mm 8.

2 escutcheons. Pair of front plate supports. Fixing screws. Instruction sheet.

Accessories to be ordered separately: Striking plates

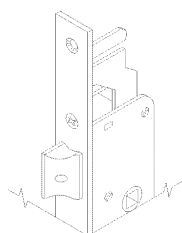
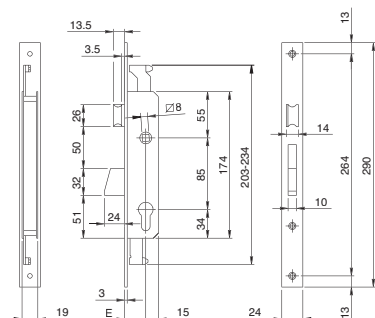
Backset mm 25	781570250	B	1	10	10
Backset mm 30	781570300	B	1	10	10
Backset mm 35	781570350	B	1	10	10



Code

Min. ord.
Multiple
package
Single
package
Status

Electa stainless steel front plate mm 24



Mortice lock for metal frames, 3-POINT LOCKING, operating with European profile cylinder.

Rods clutch connection. Front plate mm **290 x 24 x 3** in STAINLESS STEEL. Rotating DEADBOLT with mm 24 throw.

Separate **REVERSIBLE AND ADJUSTABLE LATCHBOLT** 10 to 15 mm

Latchlocking by key or handle follower mm 8.

2 escutcheons. Nylon front plate support. Fixing screws. Instruction sheet.

Accessories to be ordered separately:

Pair of plates used to connect the lock to the external rods - ref. N. 990828

Deviators for lateral 3-point locking, internal rods - ref. N. 780253BFZ

Pair of internal deviated and slotted rods D8 - ref. N. 990810

Pair of internal straight and slotted rods D8 - ref. N. 990811

Striking plates.

Backset mm 25

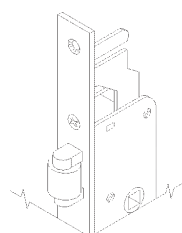
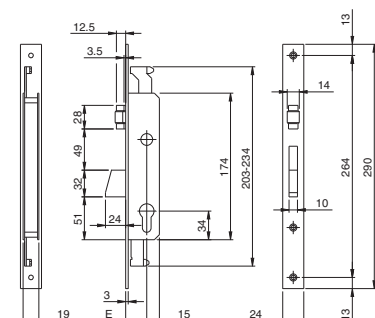
783251B B 1 10 10

Backset mm 30

783301B B 1 10 10

Backset mm 35

783351B B 1 10 10



Mortice lock for metal frames, 3-POINT LOCKING, operating with European profile cylinder.

Rods clutch connection. Front plate mm **290 x 24 x 3** in STAINLESS STEEL. Rotating DEADBOLT with mm 24 throw.

ADJUSTABLE ROLLER. 2 escutcheons. Nylon front plate support. Fixing screws. Instruction sheet.

Accessories to be ordered separately:

Pair of plates used to connect the lock to the external rods - ref. N. 990828

Deviators for lateral 3-point locking, internal rods - ref. N. 780253BFZ

Pair of internal deviated and slotted rods D8 - ref. N. 990810

Pair of internal straight and slotted rods D8 - ref. N. 990811

Striking plates.

Backset mm 25

783252B C 1 10 10

Backset mm 30

783302B C 1 10 10

Backset mm 35

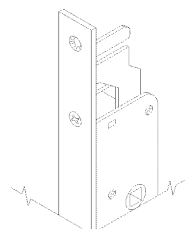
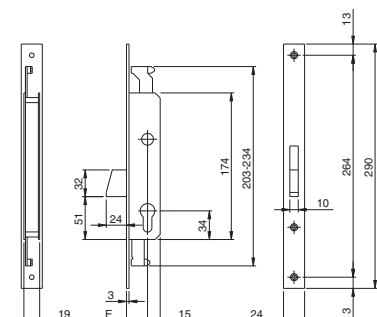
783352B C 1 10 10



Code

Min. ord.
Multiple
package
Single
package
Status

Electa stainless steel front plate mm 24



Mortice lock for metal frames, 3-POINT LOCKING, operating with European profile cylinder.

Rods clutch connection. Front plate mm **290 X 24 X 3** in STAINLESS STEEL. Rotating DEADBOLT with mm 24 throw.

2 escutcheons. Nylon front plate support. Fixing screws. Instruction sheet.

Accessories to be ordered separately:

Pair of plates used to connect the lock to the external rods - ref. N. 990828

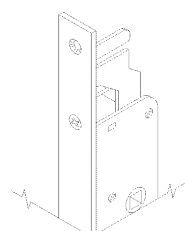
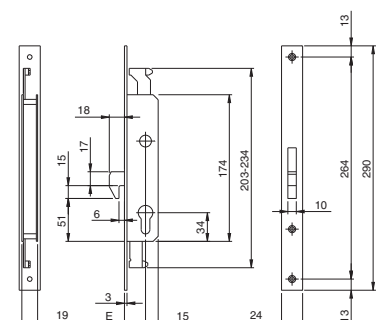
Deviators for lateral 3-point locking, internal rods - ref. N. 780253BFZ

Pair of internal deviated and slotted rods D8 - ref. N. 990810

Pair of internal straight and slotted rods D8 - ref. N. 990811

Striking plates

Backset mm 25	783253B	B	1	10	10
Backset mm 30	783303B	D	1	10	10
Backset mm 35	783353B	C	1	10	10



Mortice lock for metal frames, 3-POINT LOCKING, operating with European profile cylinder.

Rods clutch connection. Front plate mm **290 x 24 x 3** in STAINLESS STEEL. **HOOK DEADBOLT, CLEARANCE 6**, with mm 18 throw.

2 escutcheons. Nylon front plate support. Fixing screws. Instruction sheet.

Accessories to be ordered separately:

Pair of plates used to connect the lock to the external rods - ref. N. 990828

Deviators for lateral 3-point locking, internal rods - ref. N. 780253BFZ

Pair of internal deviated and slotted rods D8 - ref. N. 990810

Pair of internal straight and slotted rods D8 - ref. N. 990811

Striking plates.

Backset mm 25	783254B	C	1	10	10
Backset mm 30	783304B	B	1	10	10
Backset mm 35	783354B	C	1	10	10



Code

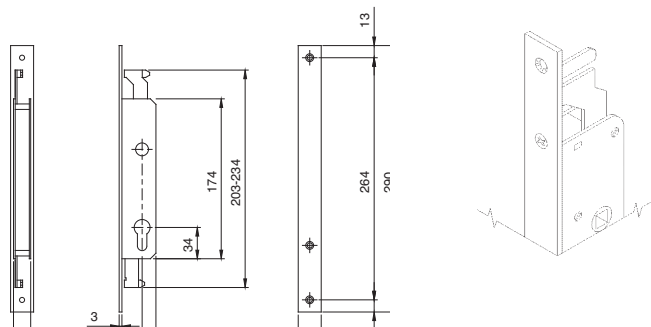
Status

Single
package

Multiple
package

Min. ord.

Electa stainless steel front plate mm 24



Mortice lock for metal frames, DOUBLE **TOP/BOTTOM** LOCKING, operating with European profile cylinder.
Rods clutch connection. Front plate mm **290 x 24 x 3** in STAINLESS STEEL. 2 escutcheons. Nylon front plate support.
Fixing screws. Instruction sheet.

Accessories to be ordered separately:

Pair of plates used to connect the lock to the external rods - ref. N. 990828

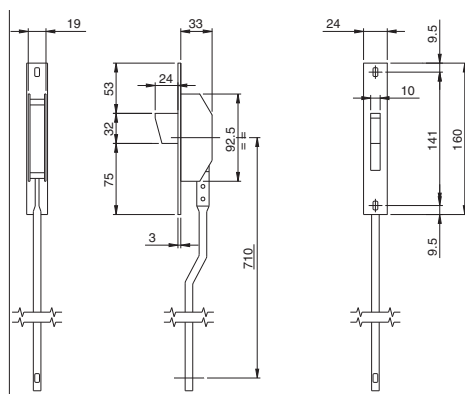
Deviators for lateral 3-point locking, internal rods - ref. N. 780253BFZ

Pair of internal deviated and slotted rods D8 - ref. N. 990810

Pair of internal straight and slotted rods D8 - ref. N. 990811

Striking plates

Backset mm 25	782250B	B	1	10	10
Backset mm 30	782300B	C	1	10	10
Backset mm 35	782350B	C	1	10	10



Deviators for 3-POINT LATERAL LOCKING. Internal rods to be used with locks with **CLUTCH CONNECTION**.

Front plate mm **160 x 24 x 3** in STAINLESS STEEL. Rotating latchbolt with mm 24 throw.

With rods. Rod-guiding pins. Screws with roses. Instruction sheet.

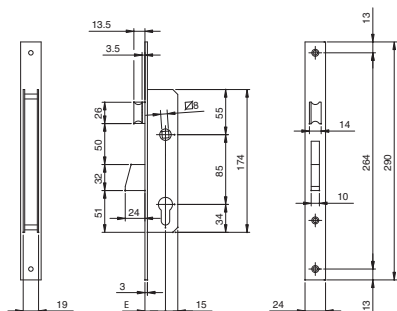
780253	B	1	5	5
---------------	---	---	---	---



Code

Min. ord.
Multiple
package
Single
package
Status

Electa zinc-plated steel front plate mm 24

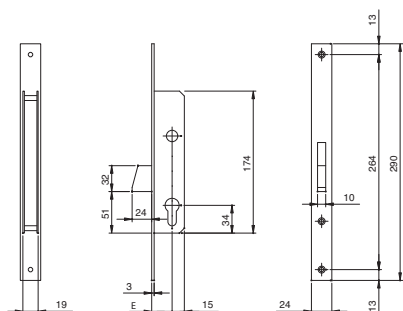


Mortice lock for metal frames, LATERAL LOCKING, operating with European profile cylinder.
Front plate mm **290 x 24 x 3** in zinc-plated steel. Rotating DEADBOLT with 24 mm throw. Separate **REVERSIBLE AND ADJUSTABLE LATCHBOLT** 10 to 15 mm. Latchlocking by key or handle follower mm 8.
2 escutcheons. Cylinder fixing screw.

Accessories to be ordered separately: Striking plates



Backset mm 25	781251FZ	B	1	10	10
Backset mm 30	781301FZ	A	1	10	10
Backset mm 35	781351FZ	A	1	10	10



Mortice lock for metal frames, LATERAL LOCKING, operating with European profile cylinder.
Front plate mm **290 x 24 x 3** in ZINC-PLATED STEEL. Rotating DEADBOLT with 24 mm throw.
2 escutcheons. Cylinder fixing screw.

Accessories to be ordered separately: Striking plates



Backset mm 25	781253FZ	B	1	10	10
Backset mm 30	781303FZ	B	1	10	10
Backset mm 35	781353FZ	B	1	10	10

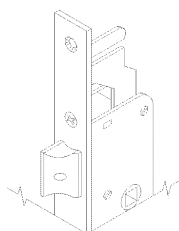
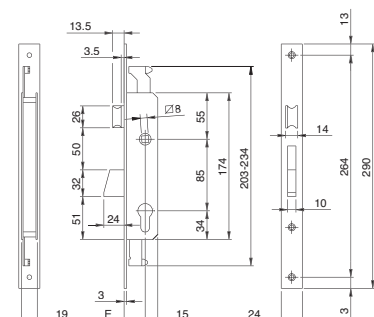


Code

Multiple
package
Single
package
Status

Min. ord.

Electa zinc-plated steel front plate mm 24



Mortice lock for metal frames, 3-POINT LOCKING, operating with European profile cylinder.

Rods clutch connection. Front plate mm **290 x 24 x 3** in ZINC-PLATED STEEL. Rotating DEADBOLT with mm 24 throw.

Separate **REVERSIBLE AND ADJUSTABLE LATCHBOLT** 10 to 15 mm. Deadlocking by key or handle follower mm 8.

2 escutcheons. Cylinder fixing screw.

Accessories to be ordered separately:

Pair of plates used to connect the lock to the external rods - ref. N. 990828

Deviators for lateral 3-point locking, internal rods - ref. N. 780253BFZ

Pair of internal deviated and slotted rods D8 - ref. N. 990810

Pair of internal straight and slotted rods D8 - ref. N. 990811

M8 screwed connection for threaded rods - ref. N. 990823

Pins, tips and rod-guiding plates for D8 rods - ref. N. 990837

Striking plates

Backset mm 25

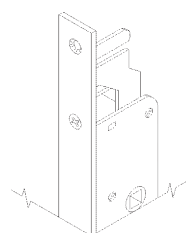
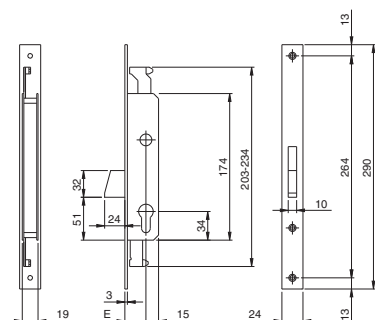
783251IFZ A 1 10 10

Backset mm 30

783301IFZ B 1 10 10

Backset mm 35

783351IFZ A 1 10 10



Mortice lock for metal frames, 3-POINT LOCKING, operating with European profile cylinder.

Rods clutch connection. Front plate mm **290 x 24 x 3** in ZINC-PLATED STEEL.

Rotating DEADBOLT with mm 24 throw. 2 escutcheons. Cylinder fixing screw.

Accessories to be ordered separately:

Pair of plates used to connect the lock to the external rods - ref. N. 990828

Deviators for lateral 3-point locking, internal rods - ref. N. 780253BFZ

Pair of internal deviated and slotted rods D8 - ref. N. 990810

Pair of internal straight and slotted rods D8 - ref. N. 990811

M8 screwed connection for threaded rods - ref. N. 990823

Pins, tips and rod-guiding plates for D8 rods - ref. N. 990837

Striking plates

Backset mm 25

783253IFZ A 1 10 10

Backset mm 30

783303IFZ B 1 10 10

Backset mm 35

783353IFZ A 1 10 10

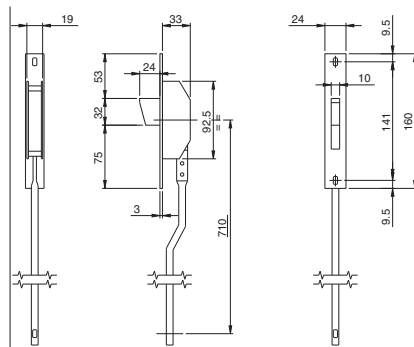




Code

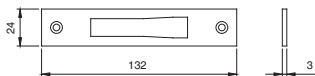
Min. ord.
Multiple
package
Single
package
Status

Electa zinc-plated steel front plate mm 24



Deviators for 3-point lateral locking. Internal rods to be used with locks with clutch connection.
Front plate mm **160 x 24 x 3** in ZINC-PLATED STEEL. Rotating deadbolt with mm 24 throw.
Rod-guiding pins. Screws with roses.

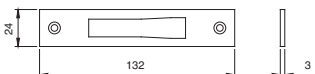
780253BFZ D 1 5 5



Striking plate in **STAINLESS STEEL** mm **132 x 24 x 3**.

For locks with deadbolt only, hook and deviators for aluminium series 78*-96*-

038020 A 10 - 10



Striking plate in **ZINC-PLATED STEEL** mm **132 x 24 x 3**.

For locks with deadbolt only, hook and deviators for aluminium series 78*-96*-

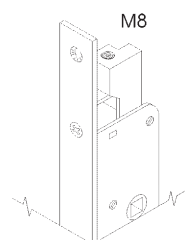
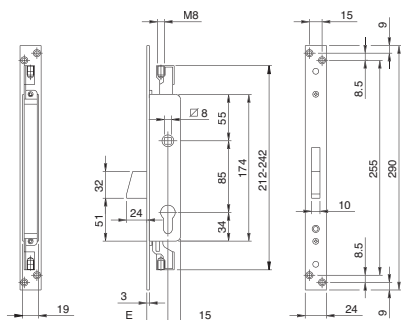
038022 B 10 - 10



Code

Min. ord.
Multiple
package
Single
package
Status

Electa for shutters stainless steel front plate mm 24



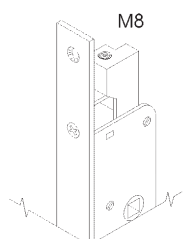
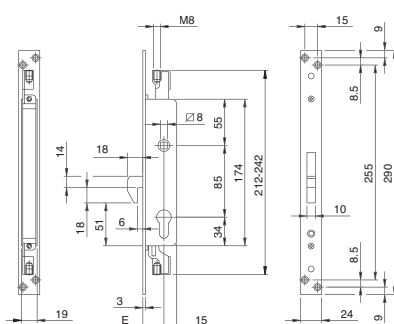
Mortice lock for metal frames, **SHUTTERS**, 3-POINT LOCKING, operating with European profile cylinder.
Pre-assembled M8 rod connection. Rods travel range mm 15. Front plate mm **290 x 24 x 3** in STAINLESS STEEL.
Rotating DEADBOLT with mm 24 throw. Throw by handle follower mm 8, handle locked by cylinder. 1 escutcheon.

Accessories to be ordered separately:

- 2 tips D10 for threaded rods M8 - ref. N. 990836
- Pins, tips and rod-guiding plates for D8 rods - ref. N. 990837
- Striking plate in STAINLESS STEEL - ref. N. 038020



Backset mm 25	783380252	D	1	10	10
Backset mm 30	783380302	D	1	10	10
Backset mm 35	783380352	C	1	10	10



Mortice lock for metal frames, **SHUTTERS**, 3-POINT LOCKING, operating with European profile cylinder.
Pre-assembled M8 rod connection. Rods travel range mm 15. Front plate mm **290 x 24 x 3** in STAINLESS STEEL.
HOOK DEADBOLT, CLEARANCE 6, with mm 18 throw. Throw by handle follower mm 8, handle locked by cylinder. 1 escutcheon.

Accessories to be ordered separately:

- 2 tips D10 for threaded rods M8 - ref. N. 990836
- Pins, tips and rod-guiding plates for D8 rods - ref. N. 990837
- Striking plate in stainless steel - ref. N. 038020



Backset mm 25	783480252	D	1	10	10
Backset mm 30	783480302	C	1	10	10
Backset mm 35	783480352	D	1	10	10

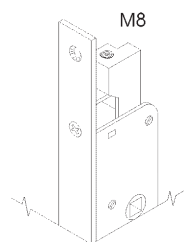
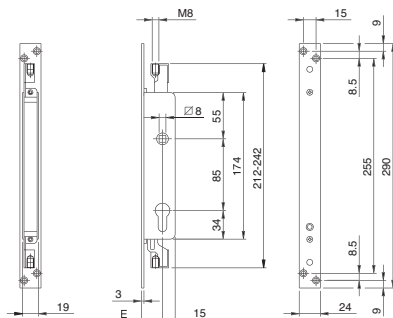


Code

Multiple package
Single package
Status

Min. ord.

Electa for shutters



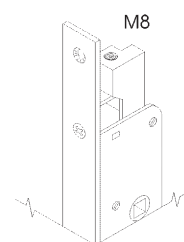
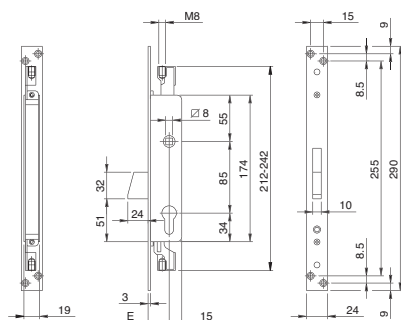
Mortice lock for metal frames, **SHUTTERS**, DOUBLE TOP/BOTTOM LOCKING, operating with European profile cylinder. Pre-assembled M8 rod connection. Rods travel range mm 15. Front plate mm **290 x 24 x 3** in STAINLESS STEEL. Throw by handle follower mm 8, handle locked by cylinder. 1 escutcheon.

Accessories to be ordered separately:

- 2 tips D10 for threaded rods M8 - ref. N. 990836
- Pins, tips and rod-guiding plates for D8 rods - ref. N. 990837
- Striking plate in stainless steel - ref. N. 038020



Backset mm 25 stainless steel front plate	782080252	D	1	10	10
Backset mm 30 stainless steel front plate	782080302	D	1	10	10
Backset mm 35 stainless steel front plate	782080352	D	1	10	10



Mortice lock for metal frames, **SHUTTERS**, 3-POINT LOCKING, operating with European profile cylinder. Pre-assembled M8 rod connection. Rods travel range mm 15. Front plate mm 290 X 24 X 3 IN ZINC-PLATED steel. Rotating DEADBOLT with mm 24 throw. Throw by handle follower mm 8, handle locked by cylinder. 1 escutcheon.

Accessories to be ordered separately:

- 2 tips D10 for threaded rods M8 - ref. N. 990836
- Pins, tips and rod-guiding plates for D8 rods - ref. N. 990837
- Striking plate in zinc-plated steel - ref. N. 038020



Backset mm 25 zinc-plated steel front plate	783380254	B	1	10	10
Backset mm 30 zinc-plated steel front plate	783380304	A	1	10	10
Backset mm 35 zinc-plated steel front plate	783380354	A	1	10	10

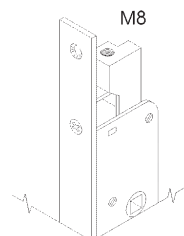
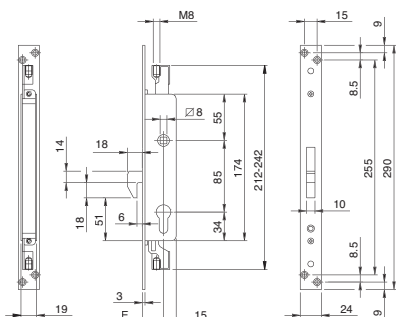


Code

Multiple package
Single package
Status

Min. ord.

Electa for shutters zinc-plated steel front plate mm 24

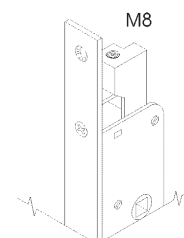
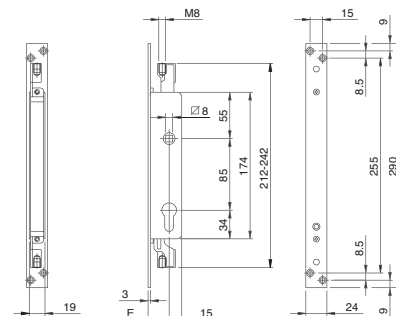


Mortice lock for metal frames, **SHUTTERS**, 3-POINT LOCKING, operating with European profile cylinder.
Pre-assembled M8 rod connection. Rods travel range mm 15. Front plate mm 290 X 24 X 3 IN ZINC-PLATED STEEL.
HOOK DEADBOLT, CLEARANCE 6, with mm 18 throw. Throw by handle follower mm 8, handle locked by cylinder. 1 escutcheon.

Accessories to be ordered separately:

- 2 tips D10 for threaded rods M8 - ref. N. 990836
- Pins, tips and rod-guiding plates for D8 rods - ref. N. 990837
- Striking plate in zinc-plated steel - ref. N. 038020

Backset mm 25	783480254	C	1	10	10
Backset mm 30	783480304	D	1	10	10
Backset mm 35	783480354	D	1	10	10



Mortice lock for metal frames, **SHUTTERS**, DOUBLE TOP/BOTTOM LOCKING, operating with European profile cylinder.
Pre-assembled M8 rod connection. Front plate mm **290 x 24 x 3** in ZINC-PLATED STEEL.
Rods travel range mm 15. Throw by handle follower mm 8, handle locked by cylinder. 1 escutcheon.

Accessories to be ordered separately:

- 2 tips D10 for threaded rods M8 - ref. N. 990836
- Pins, tips and rod-guiding plates for D8 rods - ref. N. 990837
- Striking plate in zinc-plated steel - ref. N. 038020

Backset mm 25	782080254	D	1	10	10
Backset mm 30	782080304	D	1	10	10
Backset mm 35	782080354	C	1	10	10

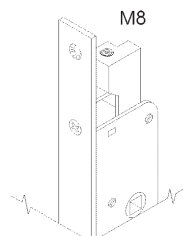
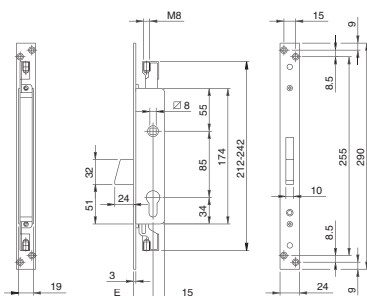




Code

Min. ord.
Multiple
package
Single
package
Status

Electa for shutters zinc-plated steel front plate mm 24



Mortice lock for metal frames, **SHUTTERS**, 3-POINT LOCKING, operating with assembled pin keys cylinder (insert 990875). Pre-assembled M8 rod connection. Rods travel range mm 15.

Front plate mm **290 x 24 x 3** in ZINC-PLATED STEEL. Rotating DEADBOLT mm 24 throw. Throw by handle follower mm 8, handle locked by cylinder. 3 keys.

2 key-guiding bushes (Key blank ref. N. 020275)

Accessories to be ordered separately:

2 tips D10 for threaded rods M8 - ref. N. 990836

Pins, tips and rod-guiding plates for D8 rods - ref. N. 990837

Striking plate in zinc-plated steel - ref. N. 038020

Backset mm 25	783380254C.9	C	1	10	10
Backset mm 30	783380304C.9	C	1	10	10
Backset mm 35	783380354C.9	B	1	10	10

KEYED-ALIKE (K.A.) VERSION IN GROUPS OF 10 PIECES.

(Key blank code 020275)

Backset mm 25	783380254C.9Y	D	1	10	10
Backset mm 30	783380304C.9Y	D	1	10	10
Backset mm 35	783380354C.9Y	D	1	10	10

Backset mm 25 single coding 88001	783380254C.9Y1	D	1	10	10
Backset mm 30 single coding 88001	783380304C.9Y1	D	1	10	10
Backset mm 35 single coding 88001	783380354C.9Y1	B	1	10	10

Backset mm 25 single coding 88002	783380254C.9Y2	D	1	10	10
Backset mm 30 single coding 88002	783380304C.9Y2	D	1	10	10
Backset mm 35 single coding 88002	783380354C.9Y2	B	1	10	10

Backset mm 25 single coding 88003	783380254C.9Y3	D	1	10	10
Backset mm 30 single coding 88003	783380304C.9Y3	D	1	10	10
Backset mm 35 single coding 88003	783380354C.9Y3	C	1	10	10

Backset mm 25 single coding 88004	783380254C.9Y4	D	1	10	10
Backset mm 30 single coding 88004	783380304C.9Y4	D	1	10	10
Backset mm 35 single coding 88004	783380354C.9Y4	D	1	10	10

Backset mm 25 single coding 88005	783380254C.9Y5	D	1	10	10
Backset mm 30 single coding 88005	783380304C.9Y5	D	1	10	10
Backset mm 35 single coding 88005	783380354C.9Y5	D	1	10	10

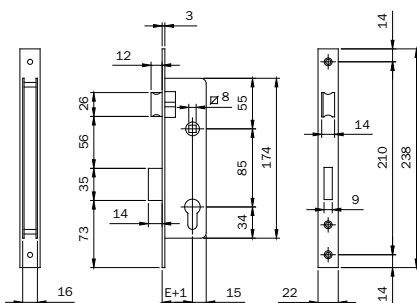


Code

Status
Single
package

Min. ord.

Locks for metal frames



Open-case mortice lock for metal frames, operating with European profile cylinder.

Front plate mm **238 x 22 x 3** in STAINLESS STEEL. One 15 mm throw. **REVERSIBLE LATCHBOLT**.

Latchlocking by key or handle follower mm 8. Cylinder screw.

Backset mm 20	741200	B	1	10	10
Backset mm 25	741250	B	1	10	10
Backset mm 30	741300	B	1	10	10
Backset mm 35	741350	B	1	10	10

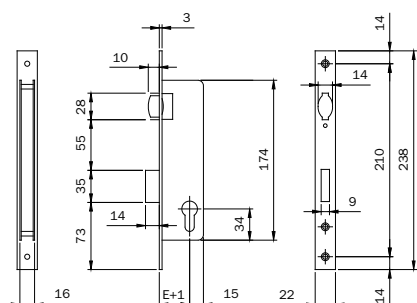


Open-case mortice lock for metal frames, operating with European profile cylinder.

Front plate mm **238 x 22 x 3** in CHROME-PLATED STEEL. One 15 mm throw. **REVERSIBLE LATCHBOLT**

Latchlocking by key or handle follower mm 8. Cylinder screw.

Backset mm 20	741203	B	1	10	10
Backset mm 25	741253	B	1	10	10
Backset mm 30	741303	B	1	10	10
Backset mm 35	741353	A	1	10	10



Open-case mortice lock for metal frames, operating with European profile cylinder. Front plate mm **238 x 22 x 3** in STAINLESS STEEL. One 15 mm throw. **ADJUSTABLE ROLLER**. Cylinder screw.

Backset mm 20	743200	D	1	10	10
Backset mm 25	743250	D	1	10	10
Backset mm 30	743300	D	1	10	10
Backset mm 35	743350	D	1	10	10



Open-case mortice lock for metal frames, operating with European profile cylinder. Front plate mm **238 x 22 x 3** in CHROME-PLATED STEEL. One 15 mm throw. **ADJUSTABLE ROLLER**. Cylinder screw.

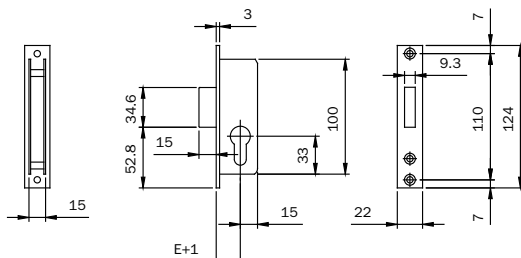
Backset mm 20	743203	D	1	10	10
Backset mm 25	743253	D	1	10	10
Backset mm 30	743303	D	1	10	10
Backset mm 35	743353	C	1	10	10



Code

Min. ord.
Multiple
package
Single
package
Status

Locks for glass doors



Mortice lock for **GLASS DOORS**, operating with European profile cylinder.
Front plate mm **124 x 22 x 3** in NICKEL-PLATED STEEL. One 15 mm throw.
Deadbolt flush with front plate. Cylinder screw.

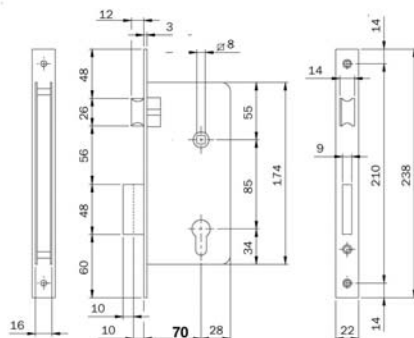
Accessories to be ordered separately:

Striking plate in chrome-plated steel ref. n. 033094

Backset mm 20

745203F B 1 10 10

Locks for metal frames



Open-case mortice lock for metal frames, operating with European profile cylinder.
Front plate mm **238 x 22 x 3** in CHROME-PLATED STEEL. Two 10 mm throws. **REVERSIBLE LATCHBOLT**
Latchlocking by key or handle follower mm 8. Cylinder screw.

PACKED IN NYLON BAGS.

Accessories to be ordered separately:

Striking plate in chrome-plated steel ref. N. 033083

Backset mm 70

290703 B 1 25 25

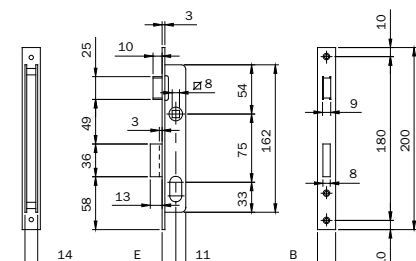


Code

Status
Single package
Multiple package

Min. ord.

Locks for metal frames

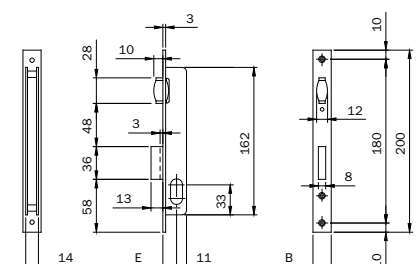


Open-case mortice lock for metal frames, operating with oval cylinder. One 9 mm throw.
CHROME-PLATED STEEL front plate. DEADBOLT extended by 3 mm **SEPARATE LATCHBOLT** with latchlocking by handle follower mm 8. Backset mm 15. Cylinder screw.

Accessories to be ordered separately:

Striking plate in chrome-plated steel - ref. N. 033013 - ref. N. 033014

Front plate mm 200 x 16 x 3	7501510	A	1	10	10
Front plate mm 200 x 20 x 3	7501520	B	1	10	10

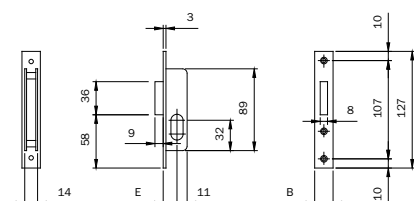


Open-case mortice lock for metal frames, operating with oval cylinder. One 9 mm throw.
CHROME-PLATED STEEL FRONT PLATE. DEADBOLT extended by 3 mm **ADJUSTABLE ROLLER**. Backset mm 15. Cylinder screw.

Accessories to be ordered separately:

Striking plate in chrome-plated steel - ref. N. 033013 - ref. N. 033014

Front plate mm 200 x 16 x 3	7521510	B	1	10	10
Front plate mm 200 x 20 x 3	7521520	B	1	10	10



Open-case mortice lock for metal frames, operating with oval cylinder. One 9 mm throw.
Front plate in CHROME-PLATED STEEL. **DEADBOLT FLUSH WITH FRONT PLATE**. Backset mm 15. Cylinder screw.

Accessories to be ordered separately:

Striking plate in chrome-plated steel - ref. N. 033013 - ref. N. 033014

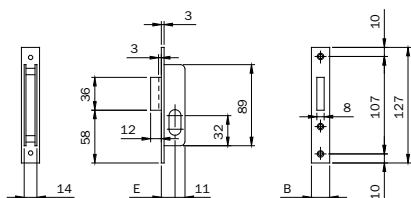
Front plate mm 127 x 16 x 3	7581510	B	1	10	10
Front plate mm 127 x 20 x 3	7581520	B	1	10	10



Code

Min. ord.
Multiple
package
Single
package
Status

Locks for metal frames



Open-case mortice lock for metal frames, operating with oval cylinder. One 9 mm throw.
Front plate in CHROME-PLATED STEEL. DEADBOLT extended 3 mm. Backset mm 15. Cylinder screw.

Accessories to be ordered separately:

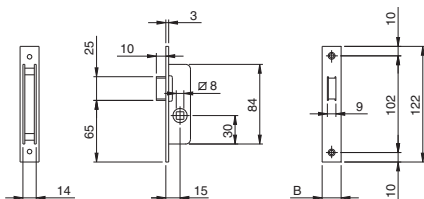
Striking plate in chrome-plated steel - ref. N. 033013 - ref. N. 033014

Front plate mm **127 x 16 x 3**

7601510 A 1 10 10

Front plate mm **127 x 20 x 3**

7601520 B 1 10 10



Open-case mortice lock for metal frames. CHROME-PLATED front plate.

LATCHLOCKING by handle follower mm 8.

Accessories to be ordered separately:

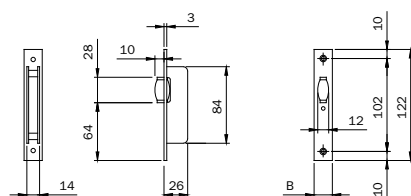
Striking plate in chrome-plated steel - ref. N. 033013 - ref. N. 033014

Front plate mm **122 x 16 x 3**

762001 A 1 10 10

Front plate mm **122 x 20 x 3**

762002 B 1 10 10



Open-case mortice lock for metal frames. CHROME-PLATED front plate.

ADJUSTABLE ROLLER.

Accessories to be ordered separately:

Striking plate in chrome-plated steel - ref. N. 033013 - ref. N. 033014

Front plate mm **122 x 16 x 3**

764001 A 1 10 10

Front plate mm **122 x 20 x 3**

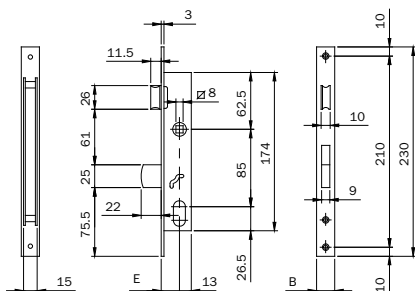
764002 A 1 10 10



Code

Min. ord.
Multiple
package
Single
package
Status

Locks for metal frames



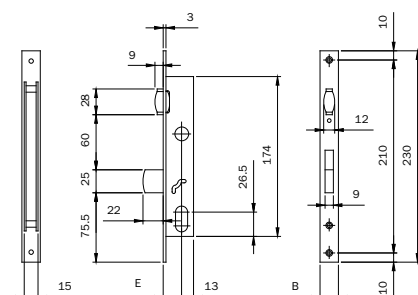
Open-case mortice lock for metal frames, operating with oval cylinder. 1 **BAYONET** throw 22 mm **SEPARATE LATCHBOLT** with latchlocking by handle follower mm 8. Backset mm 20. Cylinder screw.

Accessories to be ordered separately:

Chrome-plated striking plate - ref. N. 033091 - ref. N. 033092

Chrome-plated brass striking plate - ref. N. 033091.9 - ref. N. 033092.9

Front plate mm 230 x 16 x 3 in CHROME-PLATED STEEL	7542010	C	1	10	10
Front plate mm 230 x 16 x 3 in CORROSION-RESISTANT CHROME-PLATED BRASS	75420109	D	1	10	10
Front plate mm 230 x 20 x 3 in CHROME-PLATED STEEL	7542020	B	1	10	10
Front plate mm 230 x 20 x 3 in CORROSION-RESISTANT CHROME-PLATED BRASS	75420209	D	1	10	10



Open-case mortice lock for metal frames, operating with oval cylinder. 1 **BAYONET** throw 22 mm **ADJUSTABLE ROLLER**. Backset mm 20. Cylinder screw.

Accessories to be ordered separately:

Chrome-plated steel striking plate - ref. N. 033091 - ref. N. 033092

Chrome-plated brass striking plate - ref. N. 033091.9 - ref. N. 033092.9

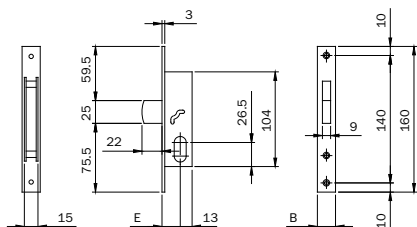
Front plate mm 230 x 16 x 3 in CHROME-PLATED STEEL	7562010	D	1	10	10
Front plate mm 230 x 16 x 3 in CORROSION-RESISTANT CHROME-PLATED BRASS	75620109	D	1	10	10
Front plate mm 230 x 20 x 3 in CHROME-PLATED STEEL	7562020	C	1	10	10
Front plate mm 230 x 20 x 3 in CORROSION-RESISTANT CHROME-PLATED BRASS	75620209	D	1	10	10



Code

Min. ord.
Multiple
package
Single
package
Status

Locks for metal frames



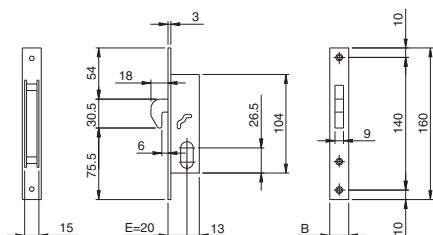
Open-case mortice lock for metal frames, operating with oval cylinder. 1 **BAYONET** throw 22 mm
Backset mm 20. Cylinder screw.

Accessories to be ordered separately:

Chrome-plated steel striking plate - ref. N. 033091 - ref. N. 033092

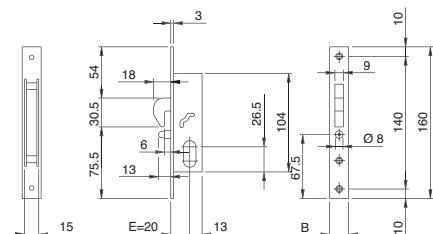
Chrome-plated brass striking plate - ref. N. 033091.9 - ref. N. 033092.9

Front plate mm 230 x 16 x 3 in CHROME-PLATED STEEL	7662010	C	1	10	10
Front plate mm 230 x 16 x 3 in CORROSION-RESISTANT CHROME-PLATED BRASS	76620109	D	1	10	10
Front plate mm 230 x 20 x 3 in CHROME-PLATED STEEL	7662020	B	1	10	10
Front plate mm 230 x 20 x 3 in CORROSION-RESISTANT CHROME-PLATED BRASS	76620209	D	1	10	10



Open-case mortice lock for metal frames, operating with oval cylinder.
1 throw, with **HOOK CLEARANCE 6**, 18 mm. Backset mm 20. Supplied with striking plate 033095 - 033095.9
Cylinder screw

Front plate mm 160 x 16 x 3 in CHROME-PLATED STEEL	7682010	C	1	10	10
Front plate mm 160 x 20 x 3 in CHROME-PLATED STEEL	7682020	B	1	10	10
Front plate mm 160 x 20 x 3 in CORROSION-RESISTANT CHROME-PLATED BRASS	76820209	D	1	10	10



Open-case mortice lock for metal frames, with lift-proof pin, operating with oval cylinder. 1 throw, **HOOK WITH CLEARANCE 6**, 18 mm. Backset mm 20.
Supplied with striking plate 033095 - 033095.9. Cylinder screw.

Front plate mm 160 x 16 x 3 in CHROME-PLATED STEEL	7682110	B	1	10	10
Front plate mm 160 x 20 x 3 in CHROME-PLATED STEEL	7682120	B	1	10	10
Front plate mm 160 x 20 x 3 in CORROSION-RESISTANT CHROME-PLATED BRASS	76821209	D	1	10	10



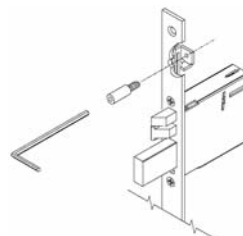
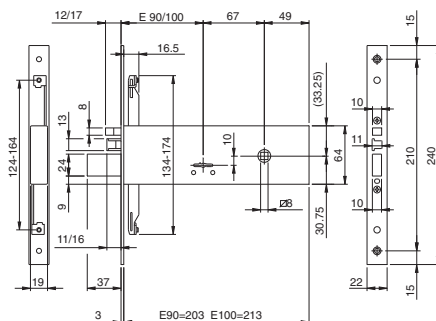

**Mortice locks
for
metal frames**



Code

Min. ord.
Multiple
package
Single
package
Status

Electric mortice locks stainless steel front plate mm 22



Double-bit electric mortice lock for metal frames. **12V A.C.-D.C.** 3-POINT LOCKING. Rods screwed connection.
3 KEYS **mm 100**. Front plate in STAINLESS STEEL **240 X 22 X 3**. Case height mm 64. Four mm 9 throws.
SEPARATE REVERSIBLE AND ADJUSTABLE LATCHBOLT. 2 nylon key-guides. Pair of front plate supports.
Fixing screws. Instruction sheet (Key blank 990802).

Accessories to be ordered separately:

- Pair of plates to connect the lock to the external rods - ref. N. 990853
- Deviators for lateral 3-point locking, external rods - ref. N. 780322252
- Deviators for lateral 3-point locking, internal rods - ref. N. 780302252
- Pair of internal deviated rods with accessories - ref. N. 990850
- Pair of internal straight rods - ref. N. 990851

Striking plates

Backset mm 100	963900102	D	1	10	10
Backset mm 90	963900902	C	1	10	10

Double-bit electric mortice lock for metal frames. **12V A.C.-D.C.** 3-POINT LOCKING. Rods screwed connection.
3 KEYS **mm 79**. Front plate in STAINLESS STEEL **240 X 22 X 3**. Case height mm 64. Four mm 9 throws.
SEPARATE REVERSIBLE AND ADJUSTABLE LATCHBOLT. 2 nylon key-guides. Pair of front plate supports.
Fixing screws. Instruction sheet (Key blank 990802).

Accessories to be ordered separately:

- Pair of plates to connect the lock to the external rods - ref. N. 990853
- Deviators for lateral 3-point locking, external rods - ref. N. 780322252
- Deviators for lateral 3-point locking, internal rods - ref. N. 780302252
- Pair of internal deviated rods with accessories - ref. N. 990850
- Pair of internal straight rods - ref. N. 990851

Striking plates

Backset mm 100	963910102	C	1	10	10
Backset mm 90	963910902	A	1	10	10



Code

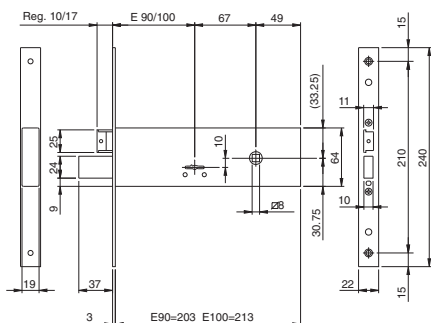
Status

Single
package

Multiple
package

Min. ord.

Mortice locks stainless steel front plate mm 22



Double-bit mortice lock for metal frames. **MODULAR**. LATERAL LOCKING. 3 KEYS **mm 100**.

Front plate in STAINLESS STEEL **240 X 22 X 3**. Case height mm 64. Four mm 9 throws

REVERSIBLE AND ADJUSTABLE LATCHBOLT.

THE LATCHBOLT CAN BE REPLACED WITH THE ROLLER OR WITH THE CAP FOR ONLY DEADBOLT VERSIONS.

2 nylon key guides. Pair of front plate supports. Cylinder fixing screws. Fixing screws.

Instruction sheet (Key blank 990802).

Accessories to be ordered separately:

Modular roller - ref. N. 040820

Modular plug for deadbolt hole - ref. N. 040830

Striking plates

Backset mm 100

961100102 D 1 10 10

Backset mm 90

961100902 D 1 10 10

Double-bit mortice lock for metal frames. **MODULAR**. LATERAL LOCKING. 3 KEYS **mm 79**.

Front plate in STAINLESS STEEL **240 X 22 X 3**. Case height mm 64. Four mm 9 throws

REVERSIBLE AND ADJUSTABLE LATCHBOLT.

THE LATCHBOLT CAN BE REPLACED WITH THE ROLLER OR WITH THE CAP FOR ONLY DEADBOLT VERSIONS.

2 nylon key guides. Pair of front plate supports. Cylinder fixing screw. Fixing screws.

Instruction sheet (Key blank 990802).

Accessories to be ordered separately:

Modular roller - ref. N. 040820

Modular plug for deadbolt hole - ref. N. 040830

Striking plates

Backset mm 100

961110102 C 1 10 10

Backset mm 90

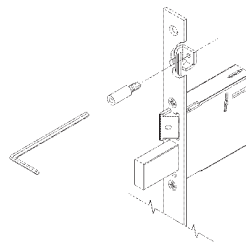
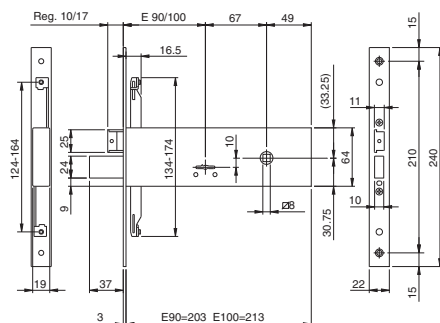
961110902 B 1 10 10



Code

Min. ord.
Multiple
package
Single
package
Status

Mortice locks stainless steel front plate mm 22



Double-bit mortice lock for metal frames. **MODULAR**. 3-POINT LOCKING. Rods screwed connections.

3 KEYS mm 100. Front plate in STAINLESS STEEL 240 X 22 X 3. Case height mm 64. Four mm 9 trows

REVERSIBLE AND ADJUSTABLE LATCHBOLT.

THE LATCHBOLT CAN BE REPLACED WITH THE ROLLER OR WITH THE CAP FOR ONLY DEADBOLT VERSIONS.

2 nylon key guides. Pair of front plate supports. Cylinder fixing screw. Fixing screws. Instruction sheet (Key blank 990802).

Accessories to be ordered separately:

Modular roller - ref. N. 040820

Modular plug for deadbolt hole - ref. N. 040830

Pair of plates to connect the lock to the external rods - ref. N. 990853

Deviators for lateral 3-point locking, external rods - ref. N. 780322252

Deviators for lateral 3-point locking, internal rods - ref. N. 780302252

Pair of internal deviated rods with accessories - ref. N. 990850

Pair of internal straight rods - ref. N. 990851

Striking plates

Backset mm 100

963100102 C 1 10 10

Backset mm 90

963100902 B 1 10 10

Double-bit mortice lock for metal frames. **MODULAR**. 3-POINT LOCKING. Rods screwed connections.

3 KEYS mm 79. Front plate in STAINLESS STEEL 240 X 22 X 3. Case height mm 64. Four mm 9 throws

REVERSIBLE AND ADJUSTABLE LATCHBOLT.

THE LATCHBOLT CAN BE REPLACED WITH THE ROLLER OR WITH THE CAP FOR ONLY DEADBOLT VERSIONS.

2 nylon key guides. Pair of front plate supports. Cylinder fixing screw. Fixing screws. Instruction sheet. (Key blank 990802).

Accessories to be ordered separately:

Modular roller - ref. N. 040820

Modular plug for deadbolt hole - ref. N. 040830

Pair of plates to connect the lock to the external rods - ref. N. 990853

Deviators for lateral 3-point locking, external rods - ref. N. 780322252

Deviators for lateral 3-point locking, internal rods - ref. N. 780302252

Pair of internal deviated rods with accessories - ref. N. 990850

Pair of internal straight rods - ref. N. 990851

Striking plates

Backset mm 100

963110102 B 1 10 10

Backset mm 90

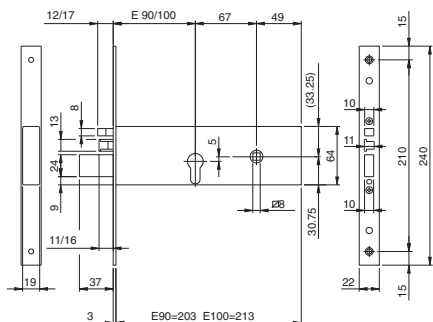

963110902 A 1 10 10



Code

Min. ord.
Multiple
package
Single
package
Status

**Electric mortice locks
stainless steel front plate mm 22**



Electric mortice lock for metal frames operating with European-profile cylinder. **12V A.C.-D.C.** LATERAL LOCKING.
Front plate in STAINLESS STEEL **240 X 22 X 3**. Case height mm 64. Three mm 12 throws. **LATCHBOLT AND SEPARATE REVERSIBLE AND ADJUSTABLE LOADING SPRING**. 2 escutcheons. Pair of front plate supports. Internal cylinder screw.
Fixing screws. Instruction sheet (Key blank 990802).

Accessories to be ordered separately:

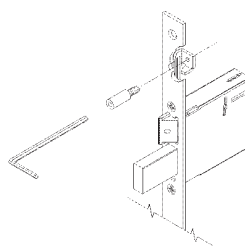
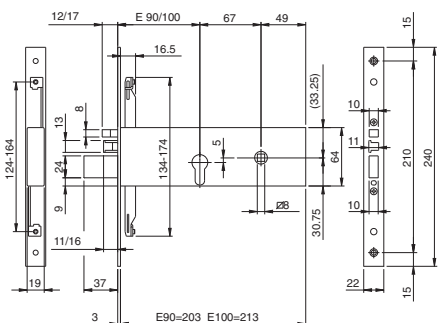

Striking plates

Backset mm 100

961920102 C 1 10 10

Backset mm 90

961920902 B 1 10 10



Electric mortice lock for metal frames operating with European-profile cylinder. **12V A.C.-D.C.** 3-POINT LOCKING.
Rods screwed connection. Front plate in STAINLESS STEEL **240 X 22 X 3**. Case height mm 64. Three mm 12 throws.
LATCHBOLT AND SEPARATE ADJUSTABLE AND REVERSIBLE LOADING SPRING.

2 escutcheons. Pair of front plate supports. Internal cylinder screw.

Fixing screws. Instruction sheet. (Key blank 990802).

Accessories to be ordered separately:

Pair of plates to connect the lock to the external rods - ref. N. 990853

Deviators for lateral 3-point locking, external rods - ref. N. 780322252

Deviators for lateral 3-point locking, internal rods - ref. N. 780302252

Pair of internal deviated rods with accessories - ref. N. 990850

Pair of internal straight rods - ref. N. 990851

Striking plates

Backset mm 100

963920102 B 1 10 10

Backset mm 90

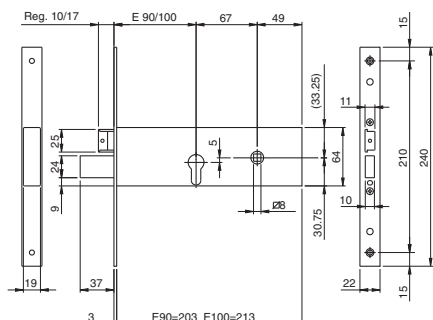
963920902 A 1 10 10



Code

Min. ord.
Multiple
package
Single
package
Status

Mortice locks stainless steel front plate mm 22



Double-bit mortice lock for metal frames. **MODULAR**. LATERAL LOCKING. Front plate in STAINLESS STEEL **240 X 22 X 3**. Case height mm 64. Three mm 12 throws. **SEPARATE REVERSIBLE AND ADJUSTABLE LATCHBOLT**. THE LATCHBOLT CAN BE REPLACED WITH THE ROLLER OR WITH THE CAP FOR ONLY DEADBOLT VERSIONS. 2 escutcheons. Pair of front plate supports. Cylinder fixing screw. Fixing screws. Instruction sheet. (Key blank 990802).

Accessories to be ordered separately:

Modular roller - ref. N. 040820

Modular plug for deadbolt hole - ref. N. 040830

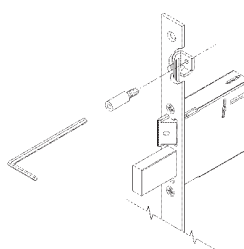
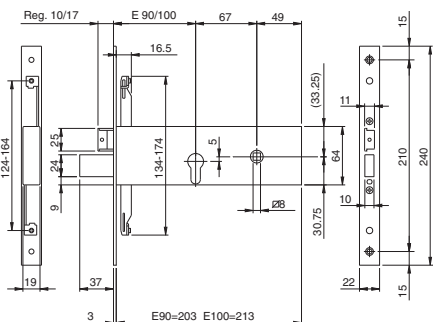
Striking plates

Backset mm 100

961120102 B 1 10 10

Backset mm 90

961120902 A 1 10 10



Double-bit mortice lock for metal frames. **MODULAR**. 3-POINT LOCKING. Rods screwed connections. Front plate in STAINLESS STEEL **240X22X3**. Case height mm 64. Three mm 12 throws. **SEPARATE REVERSIBLE AND ADJUSTABLE LATCHBOLT**. THE LATCHBOLT CAN BE REPLACED WITH THE ROLLER OR WITH THE CAP FOR ONLY DEADBOLT VERSIONS. 2 escutcheons. Pair of front plate supports. Internal cylinder fixing screw. Fixing screws. Instruction sheet. (Key blank 990802).

Accessories to be ordered separately:

Modular roller - ref. N. 040820

Modular plug for deadbolt hole - ref. N. 040830

Pair of plates to connect the lock to the external rods - ref. N. 990853

Deviators for lateral 3-point locking, external rods - ref. N. 780322252

Deviators for lateral 3-point locking, internal rods - ref. N. 780302252

Pair of internal deviated rods with accessories - ref. N. 990850

Pair of internal straight rods - ref. N. 990851

Striking plates

Backset mm 100

963120102 A 1 10 10

Backset mm 90

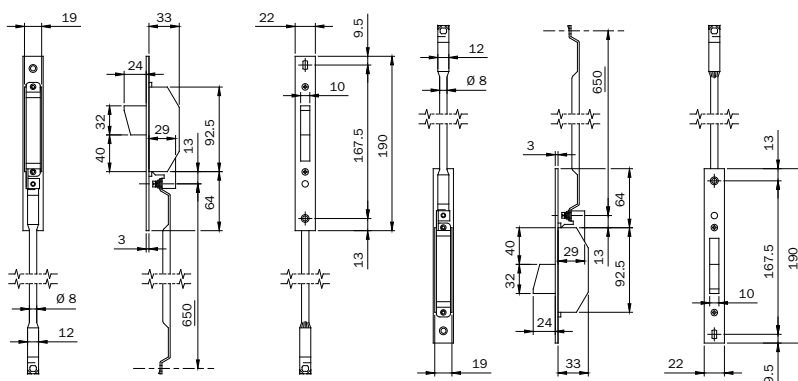

963120902 A 1 10 10



Code

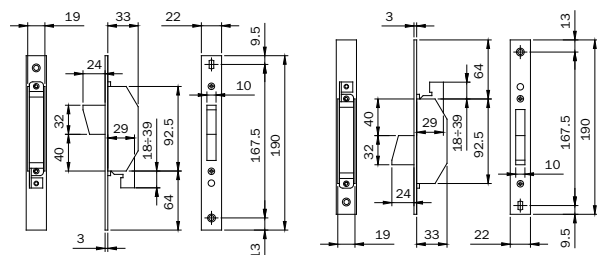
Min. ord.
Multiple
package
Single
package
Status

**Mortice locks
stainless steel front plate mm 22**



Deviators for 3-point lateral locking. Internal rods to be used with locks with screwed connection.
Front plate mm **190 x 22 x 3** in STAINLESS STEEL. Rotating DEADBOLT with mm 24 throw.
2 pairs of nylon spacers.
Rod-guiding nylon bushes. Fixing screws.

780302252 A 1 5 5



Deviators for 3-point lateral locking. For assembly with external to be used with locks with rods screwed connection.
Front plate mm **190 x 22 x 3** in STAINLESS STEEL. Rotating DEADBOLT with mm 24 throw.
2 pairs of nylon spacers.
Rod-guiding nylon bushes. Fixing screws.

780322252 B 1 5 5



Roller for double-bit **MODULAR** lock. With nylon insert for adjustable striking plates.
Spring. Spring plate.

040820 B 10 - 10



Plug for double-bit **MODULAR** lock. In nickel-plated zamak. To be assembled instead of the latchbolt for only deadbolt versions.

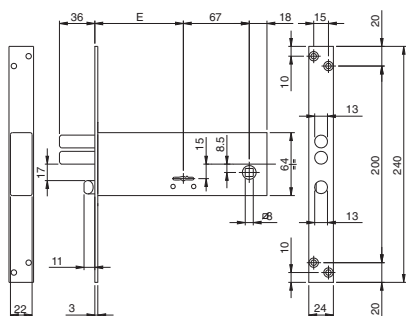
040830 B 10 - 10



Code

Min. ord.
Multiple
package
Single
package
Status

Mortice locks zinc-plated front plate mm 24



Double-bit mortice lock for metal frames. LATERAL LOCKING. 3 KEYS mm 79.

Front plate in zinc-plated steel **240 x 24 x 3**. Case height mm 64. Four throws, two loading springs D 13, mm 9.

SEPARATE REVERSIBLE LATCHBOLT. Deadlocking by key or handle follower mm 8.

2 escutcheons. Fixing screws. (Key blank 990800).

Accessories to be ordered separately:

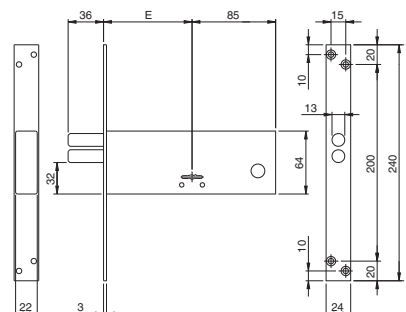
Striking plates

Backset mm 70

961701B4 B 1 10 10

Backset mm 90

961901B4 C 1 10 10



Double-bit mortice lock for metal frames. LATERAL LOCKING. 3 KEYS mm 79.

Front plate in zinc-plated steel **240 x 24 x 3**. Case height mm 64. Four throws, two loading springs D 13, mm 9.

2 escutcheons. Fixing screws. (Key blank 990800).

Accessories to be ordered separately:

Striking plates

Backset mm 70

961703B4 D 1 10 10

Backset mm 90

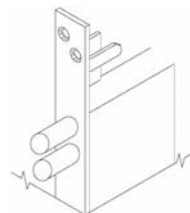
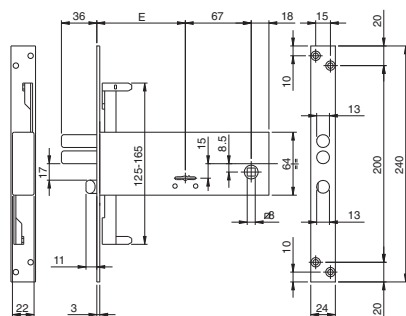
961903B4 D 1 10 10



Code

Min. ord.
Multiple
package
Single
package
Status

Mortice locks zinc-plated front plate mm 24



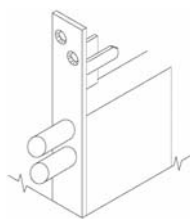
Double-bit mortice lock for metal frames. 3-POINT LOCKING. Rods clutch connections. 3 KEYS **mm 79**.
Front plate in zinc-plated steel **240 x 24 x 3**. Case height mm 64. Four throws, two loading springs D 13, mm 9.
SEPARATE REVERSIBLE LATCHBOLT. Latchlocking by key or handle follower mm 8.
2 escutcheons. Fixing screws. (Key blank 990800).

Accessories to be ordered separately:

- Pair of internal deviated and slotted rods D8 - ref. N. 990810
- Pair of internal straight and slotted rods D8 - ref. N. 990811
- Screwed connection M8 for threaded rods - ref. N. 990823
- Pins, tips and rod-guiding plates for D8 rods - ref. N. 990837
- Striking plates


Backset mm 70

Backset mm 90



963701B4 B 1 10 10

963901B4 B 1 10 10



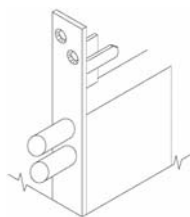
Double-bit mortice lock for metal frames. 3-POINT LOCKING. Rods clutch connections. 3 KEYS **mm 79**.
Front plate in zinc-plated steel **240 x 24 x 3**. Case height mm 64. Four throws, two loading springs D 13, mm 9.
2 escutcheons. Fixing screws. (Key blank 990800).

Accessories to be ordered separately:

- Pair of internal deviated and slotted rods D8 - ref. N. 990810
- Pair of internal straight and slotted rods D8 - ref. N. 990811
- Screwed connection M8 for threaded rods - ref. N. 990823
- Pins, tips and rod-guiding plates for D8 rods - ref. N. 990837
- Striking plates

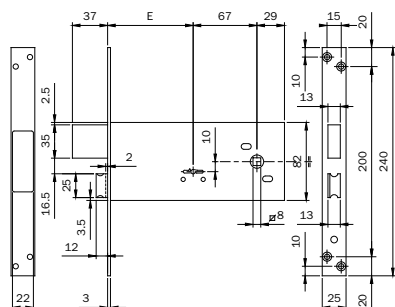
Backset mm 70

Backset mm 90



963703B4 C 1 10 10

963903B4 B 1 10 10



Double-bit mortice lock for metal frames. 3-POINT LOCKING. 3 KEYS **mm 79**. Backset 90 mm
Front plate in zinc-plated steel **240 x 25 x 3**. Case height mm 82. Four mm 9 throws. **SEPARATE REVERSIBLE LATCHBOLT**. Latchlocking by key or handle follower mm 8. 2 escutcheons. Fixing screws.
PACKED IN INDIVIDUAL BOXES. (Key blank 990800).

Accessories to be ordered separately:

Striking plates

Backset mm 90

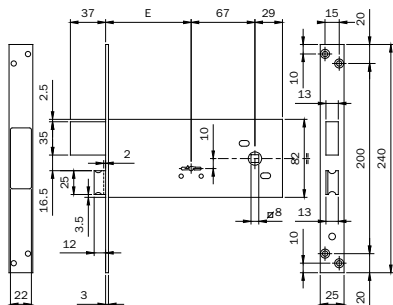
981901.FZ C 1 10 10



Code

Min. ord.
Multiple
package
Single
package
Status

Mortice locks zinc-plated front plate mm 25



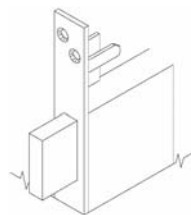
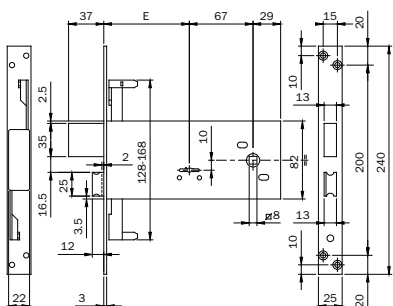
Double-bit mortice lock for metal frames. LATERAL LOCKING. 2 KEYS **mm 79**. Backset 90 mm
Front plate in zinc-plated steel **240 x 25 x 3**. Case height mm 82. Four mm 9 throws. **SEPARATE REVERSIBLE LATCHBOLT**. Latchlocking by key or handle follower mm 8. 2 escutcheons. Fixing screws. **PACKED IN NYLON BAGS**. (Key blank 990800).

Accessories to be ordered separately:

Striking plates

Backset mm 90

981901BFZ A 1 10 10



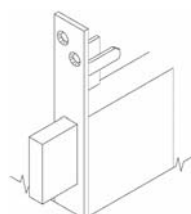
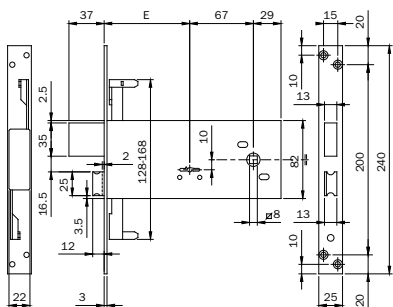

Double-bit mortice lock for metal frames. 3-POINT LOCKING. Rods clutch connection. 2 KEYS **mm 79**.
Backset 90 mm Front plate in zinc-plated steel **240 x 25 x 3**. Case height mm 82. Four mm 9 throws. **SEPARATE REVERSIBLE LATCHBOLT**. Latchlocking by key or handle follower mm 8. 2 escutcheons. Fixing screws. **PACKED IN INDIVIDUAL BOXES**. (Key blank 990800).

Accessories to be ordered separately:

Striking plates

Backset mm 90

983901.FZ B 1 10 10



Double-bit mortice lock for metal frames. 3-POINT LOCKING. Rods clutch connection. 2 KEYS **mm 79**.
Backset 90 mm Front plate in zinc-plated steel **240 x 25 x 3**. Case height mm 82. Four mm 9 throws. **SEPARATE REVERSIBLE LATCHBOLT**. Latchlocking by key or handle follower mm 8. 2 escutcheons. Fixing screws. **PACKED IN NYLON BAGS**. (Key blank 990800).

Accessories to be ordered separately:

Striking plates

Backset mm 90

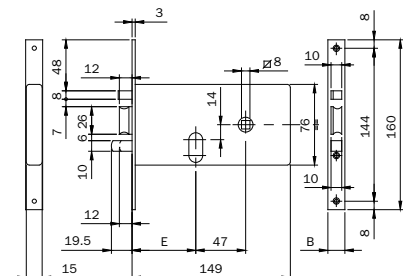
983901BFZ A 1 10 10



Code

Min. ord.
Multiple
package
Single
package
Status

**Electric mortice locks
zinc-plated front plate**



Zinc-plated electric mortice lock for metal frames operating with oval cylinder. **12V A.C.**

Case mm 76 center distance 47. Zinc-plated front plate **160 x 16 x 3**. Two throws.

SELF-LOCKING LATCHBOLT WITH SEPARATE LOADING SPRING.

Instruction sheet. Cylinder fixing screw.

Backset mm 60	5506010	A	1	10	10
Backset mm 70	5507010	A	1	10	10

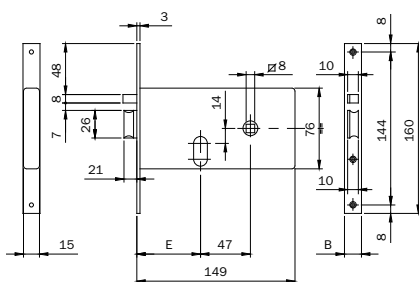
Zinc-plated electric mortice lock for metal frames operating with oval cylinder. **12V A.C.**

Case mm 76 center distance 47. Zinc-plated front plate **160 x 20 x 3**. Two throws.

SELF-LOCKING LATCHBOLT WITH SEPARATE LOADING SPRING.

Instruction sheet. Cylinder fixing screw.

Backset mm 60	5506020	B	1	10	10
Backset mm 70	5507020	A	1	10	10



Zinc-plated electric mortice lock for metal frames operating with oval cylinder. **12V A.C.**

Case mm 76 center distance 47. Zinc-plated front plate **160 x 16 x 3**.

SELF-LOCKING LATCHBOLT WITH SEPARATE LOADING SPRING. Hold-open device.

Instruction sheet. Cylinder fixing screw.

Backset mm 60	5516010	C	1	10	10
Backset mm 70	5517010	C	1	10	10

Zinc-plated electric mortice lock for metal frames operating with oval cylinder. **12V A.C.**

Case mm 76 center distance 47. Zinc-plated front plate **160 x 20 x 3**.

SELF-LOCKING LATCHBOLT WITH SEPARATE LOADING SPRING. Hold-open device.

Instruction sheet. Cylinder fixing screw.

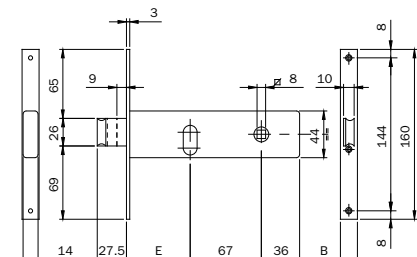
Backset mm 60	5516020	C	1	10	10
Backset mm 70	5517020	C	1	10	10



Code

Min. ord.
Multiple
package
Single
package
Status

Mortice locks zinc-plated front plate



Lock for metal frames. LATERAL LOCKING. Operating with oval cylinder. Zinc-plated case H 44.
Zinc-plated front plate mm **160 x 16 x 3. DEADBOLT WITH mm 9 THROW WITH BUILT-IN LATCHBOLT.**
Latchlocking by key or handle follower mm 8. Cylinder fixing screw.

Backset mm 60 one throw	7046010	D	1	10	10
Backset mm 70 two throws	7047010	C	1	10	10
Backset mm 80 two throws	7048010	C	1	10	10

Lock for metal frames. LATERAL LOCKING. Operating with oval cylinder. Zinc-plated case H 44.
Zinc-plated front plate mm **160 x 16 x 3. DEADBOLT WITH mm 9 THROW WITH BUILT-IN LATCHBOLT.**
Latchlocking by key or handle follower mm 8. Cylinder fixing screw.

PACKED IN NYLON BAGS.

Backset mm 60 one throw	704601S	B	1	10	10
Backset mm 70 two throws	704701S	A	1	10	10
Backset mm 80 two throws	704801S	A	1	10	10

Lock for metal frames. LATERAL LOCKING. Operating with oval cylinder. Zinc-plated case H 44.
Zinc-plated front plate mm **160 X 20 X 3. DEADBOLT WITH mm 9 THROW WITH BUILT-IN LATCHBOLT.**
Latchlocking by key or handle follower mm 8. Cylinder fixing screw.

Backset mm 60 one throw	7046020	C	1	10	10
Backset mm 70 two throws	7047020	A	1	10	10
Backset mm 80 two throws	7048020	B	1	10	10

Lock for metal frames. LATERAL LOCKING. Operating with oval cylinder. Zinc-plated case H 44.
Zinc-plated front plate mm **160 x 20 x 3. DEADBOLT WITH mm 9 THROW WITH BUILT-IN LATCHBOLT.**
Latchlocking by key or handle follower mm 8. Cylinder fixing screw.

PACKED IN NYLON BAGS.

Backset mm 60 one throw	704602S	B	1	10	10
Backset mm 70 two throws	704702S	A	1	10	10
Backset mm 80 two throws	704802S	A	1	10	10

Lock for metal frames. LATERAL LOCKING. Operating with oval cylinder. Zinc-plated case H 44.
Zinc-plated front plate mm **160 x 14,7 x 3. DEADBOLT WITH mm 9 THROW WITH BUILT-IN LATCHBOLT.**
Latchlocking by key or handle follower mm 8. Cylinder fixing screw.

PACKED IN NYLON BAGS.

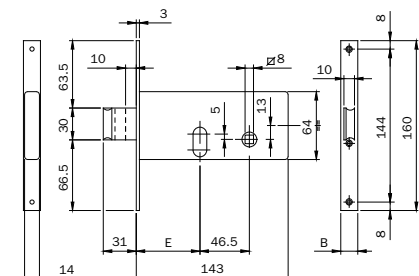
Backset mm 60 one throw	704605S	D	1	10	10
Backset mm 70 two throws	704705S	B	1	10	10
Backset mm 80 two throws	704805S	A	1	10	10



Code

Min. ord.
Multiple
package
Single
package
Status

Mortice locks zinc-plated front plate



Lock for metal frames. LATERAL LOCKING. Operating with oval cylinder. Zinc-plated case H 64.

Zinc-plated front plate mm **160 x 16 x 3. DEADBOLT WITH TWO THROWS MM 10 WITH BUILT-IN LATCHBOLT.**

Latchlocking by key or handle follower mm 8. Cylinder fixing screw.

Backset mm 60	7106010	A	1	10	10
Backset mm 70	7107010	C	1	10	10

Lock for metal frames. LATERAL LOCKING. Operating with oval cylinder. Zinc-plated case H 64.

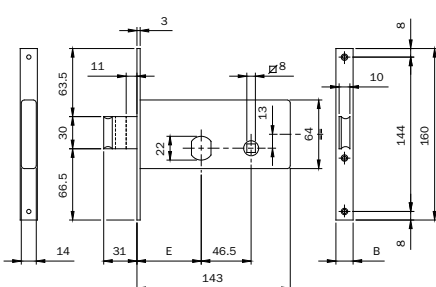
Zinc-plated front plate mm **160 x 20 x 3. DEADBOLT WITH TWO THROWS mm 10 WITH BUILT-IN LATCHBOLT.**

Latchlocking by key or handle follower mm 8. Cylinder fixing screw.

Backset mm 60	7106020	B	1	10	10
Backset mm 70	7107020	B	1	10	10



Key blank
020159



Lock for metal frames. LATERAL LOCKING. Operating with **MULTI-FACETED ROUND CYLINDER D 22**

(840027277) supplied with the lock. 3 KEYS. Zinc-plated case H 64 . Zinc-plated front plate mm **160 x 16 x 3.**

DEADBOLT WITH TWO THROWS mm 10 WITH BUILT-IN LATCHBOLT. Latchlocking by key or handle follower mm 8.

2 nylon escutcheons. Cylinder fixing screw. (Key blank ref. N. 020159)

Backset mm 60	712601	A	1	10	10
Backset mm 70	712701	B	1	10	10

Lock for metal frames. LATERAL LOCKING. Operating with **MULTI-FACETED ROUND CYLINDER D 22**

(840027277) supplied with the lock. 3 keys. Zinc-plated case H 64 . Zinc-plated front plate mm **160 x 20 x 3.**

DEADBOLT WITH TWO THROWS mm 10 WITH BUILT-IN LATCHBOLT. Latchlocking by key or handle follower mm 8.

2 nylon escutcheons. Cylinder fixing screw. (Key blank ref. N. 020159)

Backset mm 60	712602	A	1	10	10
Backset mm 70	712702	A	1	10	10



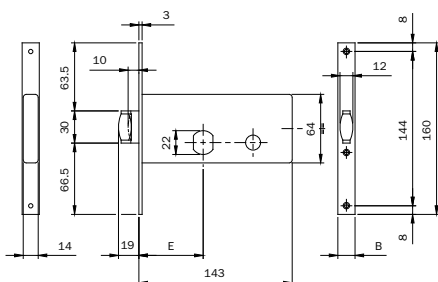
Code

Min. ord.
Multiple
package
Single
package
Status

Mortice locks zinc-plated front plate



Key blank
020159

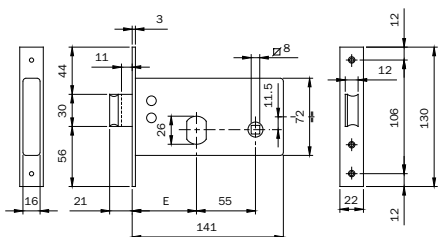


Lock for metal frames. LATERAL LOCKING. Operating with **MULTI-FACETED ROUND CYLINDER D 22** (840027277) supplied with the lock. 3 KEYS. Zinc-plated case H 64. Zinc-plated front plate mm **160 x 16 x 3**. One throw mm 10 with built-in adjustable roller. 2 nylon escutcheons. Cylinder fixing screw. (Key blank ref. N. 020159)

Backset mm 60	713601	D	1	10	10
Backset mm 70	713602	D	1	10	10

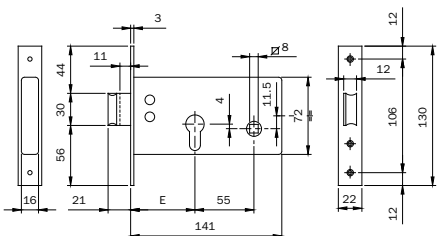


Key blank
020159



Lock for metal frames. LATERAL LOCKING. Operating with **MULTI-FACETED ROUND CYLINDER D 26** (842028287) supplied with the lock. 3 keys. Zinc-plated case H 72. Zinc-plated front plate mm **130 x 22 x 3** **DEADBOLT WITH THROW mm 11 WITH BUILT-IN LATCHBOLT**. Backset mm 60. 2 escutcheons. Cylinder fixing screw. (Key blank ref. N. 020259)

	725600	A	1	10	10
--	---------------	---	---	----	----



Lock for metal frames. LATERAL LOCKING. Operating with European-profile cylinder. Zinc-plated case H 72. Zinc-plated front plate mm **130 x 22 x 3**. **DEADBOLT WITH THROW mm 11 WITH BUILT-IN LATCHBOLT**. Latchlocking by key or handle follower mm 8. Backset mm 60. Cylinder fixing screw.

	720600	A	1	10	10
--	---------------	---	---	----	----



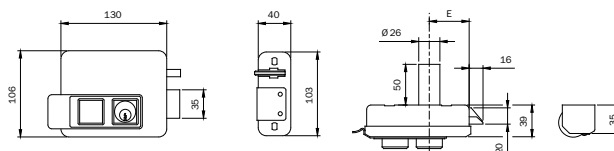
**Locks for
gates
and shutters**



Code

Min. ord.
Multiple
package
Single
package
Status

2001 electric rim locks for gates



Key blank
020259

RIGHT-HAND electric rim lock in STAINLESS STEEL. **12V-15W A.C.** Internal cylinder and external fixed cylinder D 26 x 50. Self-locking latchbolt. Separate loading spring with adjustable force. 3 KEYS. Adjustable keep. Escutcheon. Instruction sheet. (Key blank ref. N. 020259).

Accessories to be ordered separately:

Lock plate and keep plate - ref. N. 052012

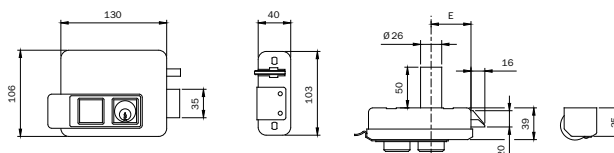
Backset mm 60	520010602	B	1	6	6
Backset mm 70	520010702	B	1	6	6
Backset mm 80	520010802	A	1	6	6

LEFT-HAND electric rim lock in STAINLESS STEEL. **12V-15W A.C.** Internal cylinder and external fixed cylinder D 26 x 50. Self-locking latchbolt. Separate loading spring with adjustable force. 3 KEYS. Adjustable keep. Escutcheon. Instruction sheet. (Key blank ref. N. 020259).

Accessories to be ordered separately:

Lock plate and keep plate - ref. N. 052012

Backset mm 60	520020602	B	1	6	6
Backset mm 70	520020702	B	1	6	6
Backset mm 80	520020802	A	1	6	6



Key blank
020259

RIGHT-HAND electric rim lock in STAINLESS STEEL. **12V-15W A.C.** Internal pushbutton, internal cylinder for **PUSHBUTTON LOCKING** or for **HOLD-OPEN** function, external fixed cylinder D 26 x 50. Self-locking latchbolt. Separate loading spring with adjustable force. 3 keys. Adjustable keep. Escutcheon. Instruction sheet. (Key blank ref. N. 020259).

Accessories to be ordered separately:

Lock plate and keep plate - ref. N. 052012

Backset mm 60	520310602	C	1	6	6
Backset mm 70	520310702	D	1	6	6
Backset mm 80	520310802	D	1	6	6

LEFT-HAND electric rim lock in STAINLESS STEEL. **12V-15W A.C.** Internal pushbutton, internal cylinder for **PUSHBUTTON LOCKING** or for **HOLD-OPEN** function, external fixed cylinder D 26 x 50. Self-locking latchbolt. Separate loading spring with adjustable force. 3 KEYS. Adjustable keep. Escutcheon. Instruction sheet. (Key blank ref. N. 020259).

Accessories to be ordered separately:

Lock plate and keep plate - ref. N. 052012

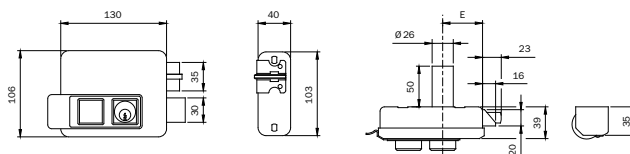
Backset mm 60	520320602	C	1	6	6
Backset mm 70	520320702	D	1	6	6
Backset mm 80	520320802	D	1	6	6



Code

Min. ord.
Multiple
package
Single
package
Status

2001 electric rim locks for gates



Key blank
020259

RIGHT-HAND electric rim lock in STAINLESS STEEL. **12V-15W A.C.** Internal cylinder and external fixed cylinder D 26 x 50. 2 throws. Self-locking latchbolt. Separate loading spring with adjustable force. 3 KEYS. Adjustable keep. Escutcheon. Instruction sheet. (Key blank ref. N. 020259).

Accessories to be ordered separately:

Lock plate and keep plate - ref. N. 052012

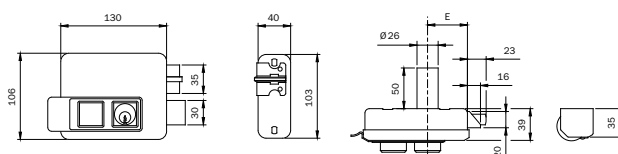
Backset mm 60	530010602	D	1	6	6
Backset mm 70	530010702	D	1	6	6
Backset mm 80	530010802	D	1	6	6

LEFT-HAND electric rim lock in STAINLESS STEEL. **12V-15W A.C.** Internal cylinder and external fixed cylinder D 26 x 50. 2 throws. Self-locking latchbolt. Separate loading spring with adjustable force. 3 KEYS. Adjustable keep. Escutcheon. Instruction sheet. (Key blank ref. N. 020259).

Accessories to be ordered separately:

Lock plate and keep plate - ref. N. 052012

Backset mm 60	530020602	D	1	6	6
Backset mm 70	530020702	D	1	6	6
Backset mm 80	530020802	D	1	6	6



Key blank
020259

RIGHT-HAND electric rim lock in STAINLESS STEEL. **12V-15W A.C.** Internal pushbutton. 2 throws operated by internal cylinder and fixed external cylinder D 26 x 50. Self-locking latchbolt with built-in loading spring with adjustable force. 3 KEYS. Adjustable keep. Escutcheon. Instruction sheet. (Key blank ref. N. 020259).

Accessories to be ordered separately:

Lock plate and keep plate - ref. N. 052012

Backset mm 60	530210602	D	1	6	6
Backset mm 70	530210702	D	1	6	6
Backset mm 80	530210802	D	1	6	6

LEFT-HAND electric rim lock in STAINLESS STEEL. **12V-15W A.C.** Internal pushbutton. 2 throws operated by internal cylinder and fixed external cylinder D 26 x 50. Self-locking latchbolt with built-in loading spring with adjustable force. 3 KEYS. Adjustable keep. Escutcheon. Instruction sheet. (Key blank ref. N. 020259).

Accessories to be ordered separately:

Lock plate and keep plate - ref. N. 052012

Backset mm 60	530220602	D	1	6	6
Backset mm 70	530220702	D	1	6	6
Backset mm 80	530220802	D	1	6	6



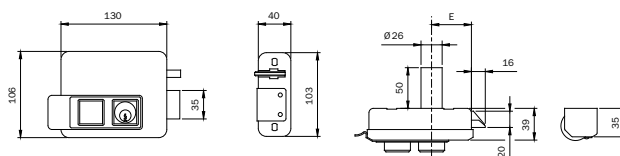
Code

Min. ord.
Multiple
package
Single
package
Status

2001 electric rim locks for gates



Key blank
020259



RIGHT-HAND electric rim lock, painted. **12V-15W A.C.** Internal cylinder and external fixed cylinder D 26 x 50. Self-locking latchbolt. Separate loading spring with adjustable force. 3 KEYS. Adjustable keep. Escutcheon. Instruction sheet. (Key blank ref. N. 020259).

Accessories to be ordered separately:

Lock plate and keep plate - ref. N. 052012

Backset mm 50	520010505	D	1	6	6
Backset mm 60	520010605	B	1	6	6
Backset mm 70	520010705	D	1	6	6
Backset mm 80	520010805	C	1	6	6

LEFT-HAND electric rim lock, painted. **12V-15W A.C.** Internal cylinder and external fixed cylinder D 26 x 50.

Self-locking latchbolt. Separate loading spring with adjustable force. 3 keys. Adjustable keep. Escutcheon. Instruction sheet. (Key blank ref. N. 020259).

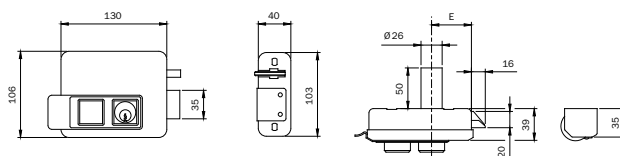
Accessories to be ordered separately:

Lock plate and keep plate - ref. N. 052012

Backset mm 50	520020505	D	1	6	6
Backset mm 60	520020605	B	1	6	6
Backset mm 70	520020705	D	1	6	6
Backset mm 80	520020805	D	1	6	6



Key blank
020259



RIGHT-HAND electric rim lock, painted. **12V-15W A.C.** Internal pushbutton and external fixed cylinder D 26 x 50.

Self-locking latchbolt. Separate loading spring with adjustable force. Backset mm 50. 3 keys. Adjustable keep. Escutcheon. Instruction sheet. (Key blank ref. N. 020259).

Accessories to be ordered separately:

Lock plate and keep plate - ref. N. 050012

Backset mm 50	520110505	C	1	6	6
Backset mm 60	520110605	B	1	6	6
Backset mm 70	520110705	C	1	6	6
Backset mm 80	520110805	C	1	6	6

LEFT-HAND electric rim lock, painted. **12V-15W A.C.** Internal pushbutton and external fixed cylinder D 26 x 50.

Self-locking latchbolt. Separate loading spring with adjustable force. 3 KEYS. Adjustable keep. Escutcheon. Instruction sheet. (Key blank ref. N. 020259).

Accessories to be ordered separately:

Lock plate and keep plate - ref. N. 050012

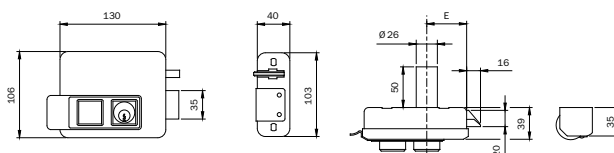
Backset mm 50	520120505	C	1	6	6
Backset mm 60	520120605	B	1	6	6
Backset mm 70	520120705	C	1	6	6
Backset mm 80	520120805	C	1	6	6



Code

Min. ord.
Multiple
package
Single
package
Status

2001 electric rim locks for gates



Key blank
020259

RIGHT-HAND electric rim lock, painted. **12V-15W A.C.** Internal pushbutton, internal cylinder for pushbutton locking or for hold-open function, external fixed cylinder D 26 x 50. Self-locking latchbolt. Separate loading spring with adjustable force. 3 keys. Adjustable keep. Escutcheon. Instruction sheet. (Key blank ref. N. 020259).

Accessories to be ordered separately:

Lock plate and keep plate - ref. N. 052012

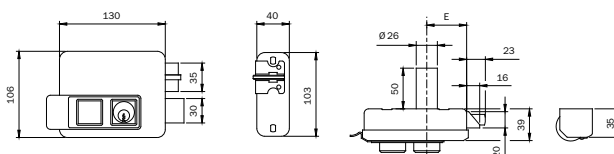
Backset mm 50	520310505	C	1	6	6
Backset mm 60	520310605	A	1	6	6
Backset mm 70	520310705	B	1	6	6
Backset mm 80	520310805	D	1	6	6

LEFT-HAND electric rim lock, painted. **12V-15W A.C.** Internal pushbutton, internal cylinder for pushbutton locking or for **HOLD-OPEN** function, external fixed cylinder D 26 x 50. Self-locking latchbolt. Separate loading spring with adjustable force. 3 KEYS. Adjustable keep. Escutcheon. Instruction sheet. (Key blank ref. N. 020259).

Accessories to be ordered separately:

Lock plate and keep plate - ref. N. 052012

Backset mm 50	520320505	C	1	6	6
Backset mm 60	520320605	A	1	6	6
Backset mm 70	520320705	D	1	6	6
Backset mm 80	520320805	D	1	6	6



Key blank
020259

RIGHT-HAND electric rim lock, painted. **12V-15W A.C.** Internal cylinder and external fixed cylinder D 26 x 50. 2 throws. Self-locking latchbolt. Built-in loading spring with adjustable force. 3 KEYS. Adjustable keep. Escutcheon. Instruction sheet. (Key blank ref. N. 020259).

Accessories to be ordered separately:

Lock plate and keep plate - ref. N. 050012

Backset mm 50	530010505	D	1	6	6
Backset mm 60	530010605	D	1	6	6
Backset mm 70	530010705	D	1	6	6
Backset mm 80	530010805	D	1	6	6

LEFT-HAND electric rim lock, painted. **12V-15W A.C.** Internal cylinder and external fixed cylinder D 26 x 50. 2 throws. Self-locking latchbolt. Built-in loading spring with adjustable force. 3 KEYS. Adjustable keep. Escutcheon. Instruction sheet. (Key blank ref. N. 020259).

Accessories to be ordered separately:

Lock plate and keep plate - ref. N. 050012

Backset mm 50	530020505	D	1	6	6
Backset mm 60	530020605	D	1	6	6
Backset mm 70	530020705	D	1	6	6
Backset mm 80	530020805	D	1	6	6



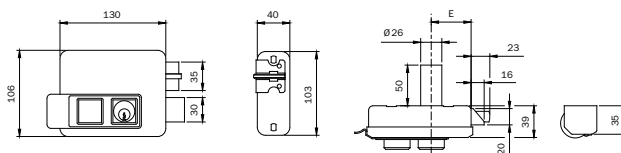
Code

Min. ord.
Multiple
package
Single
package
Status

2001 electric rim locks for gates



Key blank
020259



RIGHT-HAND electric rim lock, painted. **12V-15W A.C.** Internal pushbutton. 2 throws operated by internal cylinder and fixed external cylinder D 26 x 50. Self-locking latchbolt with built-in loading spring with adjustable force. 3 KEYS. Adjustable keep. Escutcheon. Instruction sheet. (Key blank ref. N. 020259).

Accessories to be ordered separately:

Lock plate and keep plate - ref. N. 050012

Backset mm 50	530210505	D	1	6	6
Backset mm 60	530210605	A	1	6	6
Backset mm 70	530210705	A	1	6	6
Backset mm 80	530210805	D	1	6	6

LEFT-HAND electric rim lock, painted. **12V-15W A.C.** Internal pushbutton. 2 throws operated by internal cylinder and fixed external cylinder D 26 x 50. Self-locking latchbolt with built-in loading spring with adjustable force. 3 KEYS. Adjustable keep. Escutcheon. Instruction sheet. (Key blank ref. N. 020259).

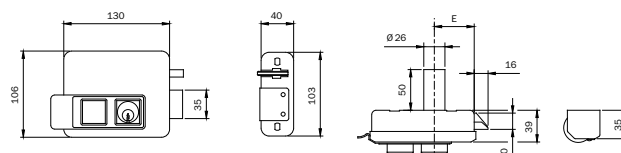
Accessories to be ordered separately:

Lock plate and keep plate - ref. N. 050012

Backset mm 50	530220505	D	1	6	6
Backset mm 60	530220605	D	1	6	6
Backset mm 70	530220705	D	1	6	6
Backset mm 80	530220805	D	1	6	6



Key blank
020259



RIGHT-HAND electric rim lock, painted. **12V-15W A.C.** Internal cylinder and external fixed cylinder D 26 x 50. Self-locking latchbolt. Separate loading spring with adjustable force. 3 KEYS. Adjustable keep. Escutcheon. Instruction sheet. **Supplied with protective backplate and keep plate.** (Key blank ref. N. 020259)

Backset mm 50	525010505	B	1	10	10
Backset mm 60	525010605	A	1	10	10
Backset mm 70	525010705	A	1	10	10
Backset mm 80	525010805	A	1	10	10

LEFT-HAND electric rim lock, painted. **12V-15W A.C.** Internal cylinder and external fixed cylinder D 26 x 50. Self-locking latchbolt. Separate loading spring with adjustable force. 3 KEYS. Adjustable keep. Escutcheon. Instruction sheet. **Supplied with protective backplate and keep plate.** (Key blank ref. N. 020259)

Backset mm 50	525020505	B	1	6	6
Backset mm 60	525020605	A	1	6	6
Backset mm 70	525020705	A	1	6	6
Backset mm 80	525020805	A	1	6	6



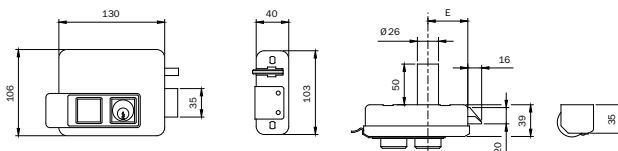
Code

Min. ord.
Multiple
package
Single
package
Status

2001 electric rim locks for gates



Key blank
020259



LEFT-HAND electric rim lock, painted. **12V-15W A.C.** Internal pushbutton, internal cylinder for **PUSHBUTTON LOCKING** or for **HOLD-OPEN** function, external fixed cylinder D 26 x 50. Self-locking latchbolt. Separate loading spring with adjustable force. 3 KEYS. Adjustable keep. Escutcheon. Instruction sheet.

Supplied with protective backplate and keep plate.

(Key blank ref. N. 020259)

Backset mm 50	525310505	B	1	10	10
Backset mm 60	525310605	A	1	10	10
Backset mm 70	525310705	A	1	10	10
Backset mm 80	525310805	B	1	10	10

LEFT-HAND electric rim lock, painted. **12V-15W A.C.** Internal pushbutton, internal cylinder for **PUSHBUTTON LOCKING** or for **HOLD-OPEN** function, external fixed cylinder D 26 x 50. Self-locking latchbolt. Separate loading spring with adjustable force. 3 KEYS. Adjustable keep. Escutcheon. Instruction sheet.

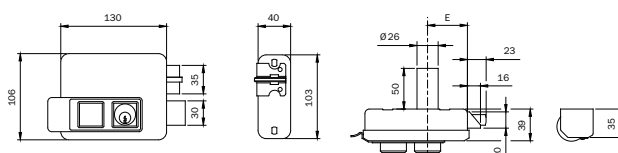
Supplied with protective backplate and keep plate.

(Key blank ref. N. 020259)

Backset mm 50	525320505	C	1	6	6
Backset mm 60	525320605	A	1	6	6
Backset mm 70	525320705	A	1	6	6
Backset mm 80	525320805	B	1	6	6



Key blank
020259



RIGHT-HAND electric rim lock, painted. **12V-15W A.C.** Internal cylinder and external fixed cylinder D 26 x 50. 2 throws. Self-locking latchbolt. Built-in loading spring with adjustable force. 3 KEYS. Adjustable keep. Escutcheon. Instruction sheet. (Key blank ref. N. 020259).

Supplied with protective backplate and keep plate.

Backset mm 50	535010505	B	1	10	10
Backset mm 60	535010605	A	1	10	10
Backset mm 70	535010705	A	1	10	10
Backset mm 80	535010805	B	1	10	10

LEFT-HAND electric rim lock, painted. **12V-15W A.C.** Internal cylinder and external fixed cylinder D 26 x 50. 2 throws. Self-locking latchbolt. Built-in loading spring with adjustable force. 3 KEYS. Adjustable keep. Escutcheon. Instruction sheet. (Key blank ref. N. 020259).

Supplied with protective backplate and keep plate.

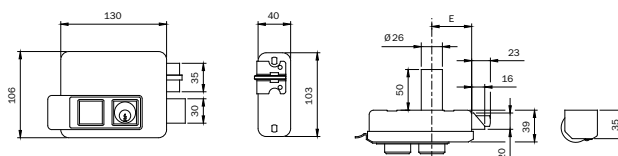
Backset mm 50	535020505	C	1	6	6
Backset mm 60	535020605	A	1	6	6
Backset mm 70	535020705	A	1	6	6
Backset mm 80	535020805	C	1	6	6



Code

Min. ord.
Multiple package
Single package
Status

2001 electric rim locks for gates



Key blank 020259

RIGHT-HAND electric rim lock, painted. **12V-15W A.C.** Internal pushbutton. 2 throws operated by internal cylinder and fixed external cylinder D 26 x 50. Self-locking latchbolt with built-in loading spring with adjustable force. 3 KEYS. Adjustable keep. Escutcheon. Instruction sheet. (Key blank ref. N. 020259).

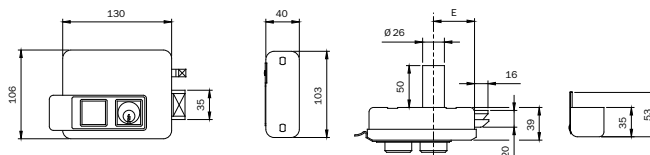
Supplied with protective backplate and keep plate.

Backset mm 50	535210505	D	1	10	10
Backset mm 60	535210605	A	1	10	10
Backset mm 70	535210705	A	1	10	10
Backset mm 80	535210805	C	1	10	10

LEFT-HAND electric rim lock, painted. **12V-15W A.C.** Internal pushbutton. 2 throws operated by internal cylinder and fixed external cylinder D 26 x 50. Self-locking latchbolt with built-in loading spring with adjustable force. 3 KEYS. Adjustable keep. Escutcheon. Instruction sheet. (Key blank ref. N. 020259).

Supplied with protective backplate and keep plate.

Backset mm 50	535220505	D	1	6	6
Backset mm 60	535220605	B	1	6	6
Backset mm 70	535220705	A	1	6	6
Backset mm 80	535220805	D	1	6	6



Key blank 020259

OUTSIDE OPENING

***RIGHT-HAND** electric rim lock, painted, for gates for external opening. **12V-15W A.C.**

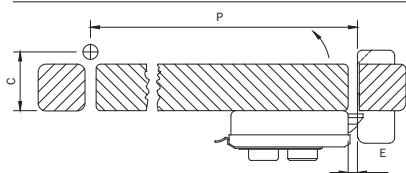
Internal cylinder and external fixed cylinder D 26 x 50. Self-locking latchbolt. Separate loading spring with adjustable force. 3 KEYS. Keep with nylon support and STAINLESS STEEL fixing plate. Escutcheon. Instruction sheet. Fixing screws. (Key blank ref. N. 020259)

Backset mm 50	510010505	D	1	6	6
Backset mm 60	510010605	B	1	6	6
Backset mm 70	510010705	B	1	6	6
Backset mm 80	510010805	D	1	6	6

***LEFT-HAND** electric rim lock, painted, for gates for external opening. **12V-15W A.C.**

Internal cylinder and external fixed cylinder D 26 x 50. Self-locking latchbolt. Separate loading spring with adjustable force. 3 KEYS. Keep with nylon support and STAINLESS STEEL fixing plate. Escutcheon. Instruction sheet. Fixing screws. (Key blank ref. N. 020259)

Backset mm 50	510020505	D	1	6	6
Backset mm 60	510020605	B	1	6	6
Backset mm 70	510020705	B	1	6	6
Backset mm 80	510020805	D	1	6	6



***INSTALLATION CONDITIONS FOR OUTSIDE OPENING**

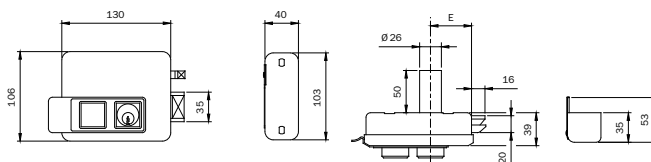
- Dimension C: distance between the centres of the hinge and of the internal door edge max 80 mm
- Dimension P: door width min 900 mm
- Dimension E: distance between the lock and the keep max 9 mm



Code

Min. ord.
Multiple
package
Single
package
Status

2001 electric rim locks for gates



Key blank
020259

OUTSIDE OPENING

*** RIGHT-HAND** electric rim lock, painted, **FOR GATES FOR EXTERNAL OPENING. 12V-15W A.C.**

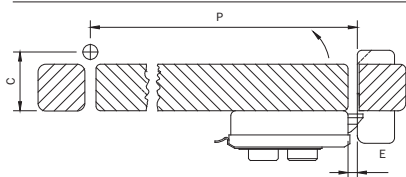
Internal pushbutton, internal cylinder for **PUSHBUTTON LOCKING** or **HOLD-OPEN** function, external fixed cylinder D 26 x 50. Self-locking latchbolt. Separate loading spring with adjustable force. 3 KEYS. Keep with nylon support and STAINLESS STEEL fixing plate. Escutcheon. Instruction sheet. Fixing screws. (Key blank ref. N. 020259)

Backset mm 50	510310505	C	1	6	6
Backset mm 60	510310605	C	1	6	6
Backset mm 70	510310705	B	1	6	6
Backset mm 80	510310805	C	1	6	6

*** LEFT-HAND** electric rim lock, painted, for **GATES FOR EXTERNAL OPENING. 12V-15W A.C.**

Internal pushbutton, internal cylinder for **PUSHBUTTON LOCKING** or **HOLD-OPEN** function, external fixed cylinder D 26 x 50. Self-locking latchbolt. Separate loading spring with adjustable force. 3 KEYS. Keep with nylon support and STAINLESS STEEL fixing plate. Escutcheon. Instruction sheet. Fixing screws. (Key blank ref. N. 020259)

Backset mm 50	510320505	D	1	6	6
Backset mm 60	510320605	C	1	6	6
Backset mm 70	510320705	C	1	6	6
Backset mm 80	510320805	D	1	6	6



***INSTALLATION CONDITIONS FOR OUTSIDE OPENING**

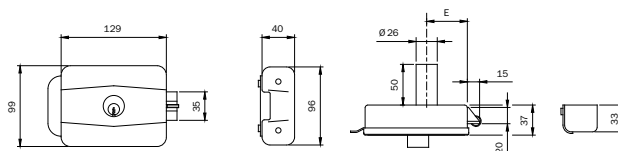
- Dimension C: distance between the centres of the hinge and of the internal door edge max 80 mm
- Dimension P: door width min 900 mm
- Dimension E: distance between the lock and the keep max 9 mm



Code

Min. ord.
Multiple
package
Single
package
Status

Elettrica 500

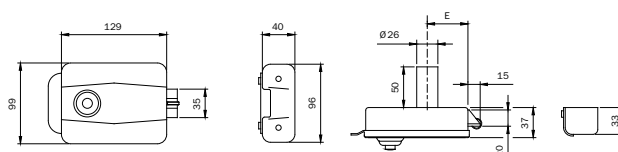


RIGHT- OR LEFT-HAND electric rim lock, painted. **12V-15W A.C.** Internal cylinder and external fixed cylinder D 26 x 50. Self-locking latchbolt. Built-in loading spring with adjustable force. 3 KEYS. Adjustable keep. Escutcheon. Instruction sheet. (Key blank ref. N. 020259).

Accessories to be ordered separately:

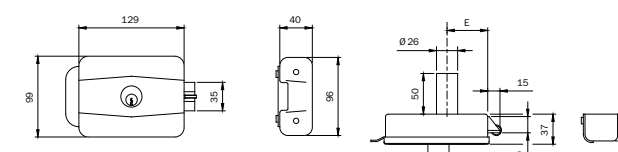
Lock backplate and keep plate ref. N. 050010

Backset mm 50	500500	C	1	10	10
Backset mm 60	500600	A	1	10	10
Backset mm 70	500700	C	1	10	10
Backset mm 80	500800	D	1	10	10



RIGHT- OR LEFT-HAND electric rim lock, painted. **12V-15W A.C.** Internal pushbutton and external fixed cylinder D 26 x 50. Self-locking latchbolt. Built-in loading spring with adjustable force. 3 KEYS. Adjustable keep. Escutcheon. Instruction sheet. (Key blank ref. N. 020259).

Backset mm 50	510500	D	1	10	10
Backset mm 60	510600	A	1	10	10
Backset mm 70	510700	C	1	10	10
Backset mm 80	510800	C	1	10	10



RIGHT- OR LEFT-HAND electric rim lock, zinc-plated for iron frames. **12V-15W A.C.**

Internal pushbutton and external fixed cylinder D 26 x 50.

Self-locking latchbolt. Built-in loading spring with adjustable force. 3 KEYS. Adjustable keep.

Lock plate and keep plate. Escutcheon. Instruction sheet. (Key blank ref. N. 020259).

Backset mm 50	505504	C	1	10	10
Backset mm 60	505604	A	1	10	10
Backset mm 70	505704	B	1	10	10
Backset mm 80	505804	D	1	10	10



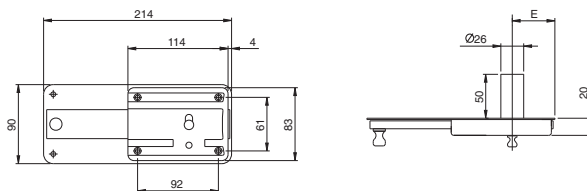
Code

Min. ord.
Multiple
package
Single
package
Status

Ferroglietto



Key blank
020259

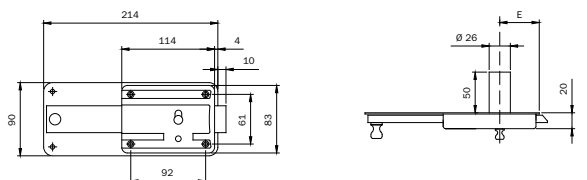


Rim lock for iron frames with knob to unlock the internal deadbolt and external fixed cylinder D mm 26 x 50,
3 KEYS. **6-THROW DEADBOLT**. Packed in nylon bags. (Key blank ref. N. 020259)

Backset mm 50	315506	B	1	10	10
Backset mm 60	315606	A	1	10	10



Key blank
020259

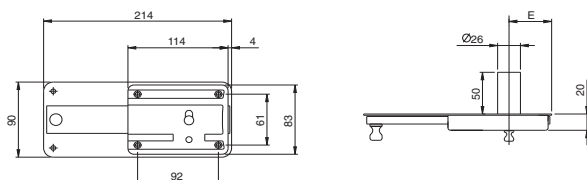


Rim lock for iron frames with knob to unlock the internal deadbolt and external fixed cylinder D mm 26 x 50,
3 KEYS. **5-THROW DEADBOLT + BUILT-IN LATCHBOLT**. Packed in nylon bags.
(Key blank ref. N. 020259)

Backset mm 50	315505	C	1	10	10
Backset mm 60	315605	B	1	10	10



Key blank
020259

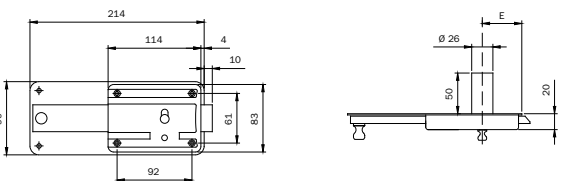


Rim lock for iron frames with knob to unlock the internal deadbolt and external fixed cylinder D mm 26 x 50,
3 KEYS. **6-THROW DEADBOLT**. Keep. (Key blank ref. N. 020259)

Backset mm 50	310604500	B	1	10	10
Backset mm 60	310604600	B	1	10	10



Key blank
020259



Rim lock for iron frames with knob to unlock the internal deadbolt and external fixed cylinder D mm 26 x 50,
3 KEYS. **5-THROW DEADBOLT + BUILT-IN LATCHBOLT**.
Keep (Key blank ref. N. 020259)

Backset mm 50	310504500	B	1	10	10
Backset mm 60	310504600	B	1	10	10



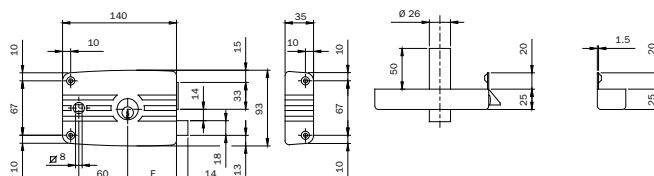
Code

Min. ord.
Multiple
package
Single
package
Status

Portoncino



Key blank
020259

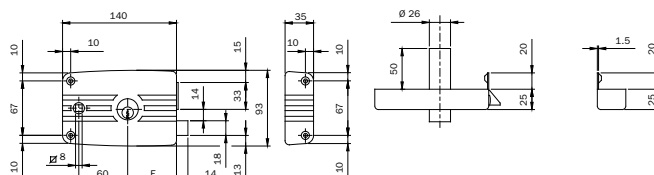


Rim lock for iron frames with blade, PAINTED BLACK, with internal cylinder and external fixed cylinder D mm 26 x 50, separate latchbolt, handle follower mm 8. 3-throw DEADBOLT. Backset mm 60. 3 KEYS. Keep. Escutcheon. (Key blank ref. N. 020259)

Backset mm 60 RIGHT	481603	A	2	10	10
Backset mm 60 LEFT	482603	A	2	10	10



Key blank
020259

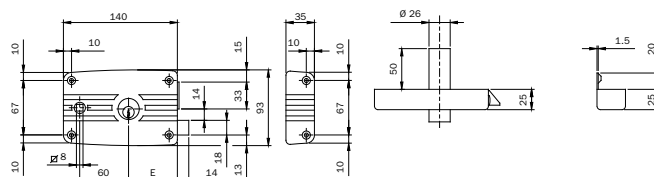


Rim lock for iron frames with blade, ZINC-PLATED, with internal cylinder and external fixed cylinder D mm 26 x 50, separate latchbolt, handle follower mm 8. 3-throw DEADBOLT. Backset mm 60. 3 KEYS. Keep. Escutcheon. (Key blank ref. N. 020259)

Backset mm 60 RIGHT	481604	B	2	10	10
Backset mm 60 LEFT	482604	C	2	10	10



Key blank
020259



Rim lock for iron frames without blade, PAINTED BLACK, with internal cylinder and external fixed cylinder D mm 26 x 50, separate latchbolt, handle follower mm 8. 3-throw DEADBOLT. Backset mm 60. 3 KEYS. Keep. Escutcheon. (Key blank ref. N. 020259)

Accessories to be ordered separately:

Lock backplate and keep plate ref. N. 050011

Backset mm 60 RIGHT	485603	B	2	10	10
Backset mm 60 LEFT	486603	B	2	10	10



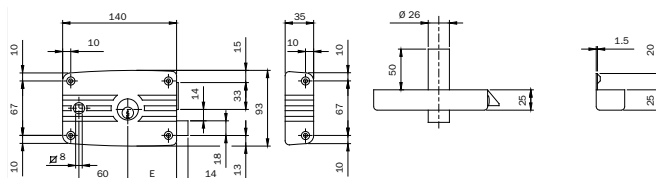
Code

Min. ord.
Multiple
package
Single
package
Status

Locks for iron frames



Key blank
020259



Rim lock for iron frames without blade, ZINC-PLATED, with internal cylinder and external fixed cylinder D mm 26 x 50, separate latchbolt, HANDLE FOLLOWER mm 8. 3-throw DEADBOLT. Backset mm 60. 3 keys. Keep. Escutcheon. (Key blank ref. N. 020259)

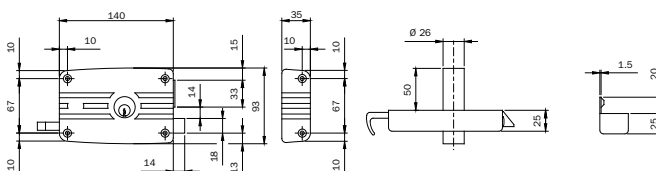
Accessories to be ordered separately:

Lock backplate and keep plate ref. N. 050011

Backset mm 60 RIGHT	485604	A	2	10	10
Backset mm 60 LEFT	486604	A	2	10	10



Key blank
020259



Rim lock for iron frames without blade, **RIGHT-HAND**. 4 fixing holes. Internal cylinder and external fixed cylinder D mm 26 x 50, separate reversible latchbolt with INTERNAL ROD and external latchlocking by key. 3-throw DEADBOLT. 3 KEYS. Keep. (Key blank ref. N. 020259)

Accessories to be ordered separately:

Lock backplate and keep plate ref. N. 050011

Backset mm 60 RIGHT	431604...4	A	2	10	10
Backset mm 70 RIGHT	431704...4	B	2	10	10

Rim lock for iron frames without blade, **LEFT-HAND**. 4 fixing holes. Internal cylinder and external fixed cylinder D mm 26 x 50, separate reversible latchbolt with INTERNAL ROD and external latchlocking by key. 3-throw DEADBOLT. 3 KEYS. Keep. (Key blank ref. N. 020259)

Accessories to be ordered separately:

Lock backplate and keep plate ref. N. 050011

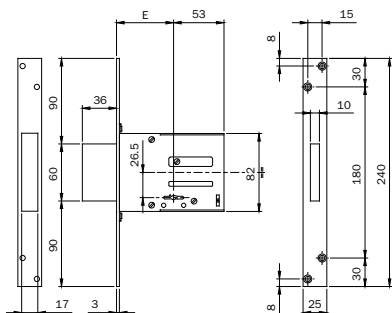
Backset mm 60 LEFT	432604...4	B	2	10	10
Backset mm 70 LEFT	432704...4	B	2	10	10



Code

Min. ord.
Multiple
package
Single
package
Status

**Locks for iron frames
zinc-plated front plate mm 25**



Locks for iron frames and gates. LATERAL LOCKING. Double-bit key. Zinc-plated case. Zinc-plated front plate mm **240 x 25 x 3**. Rectangular DEADBOLT with 4 throws mm 9.

2 KEYS. (Key blank ref. N. 990802) 2 zinc-plated key guides. **PACKED IN NYLON BAGS.**

Accessories to be ordered separately:

Zinc-plated striking plate - ref. N. 990817

Backset mm 52	661524N	B	1	10	10
Backset mm 60	661604N	A	1	10	10
Backset mm 70	661704N	A	1	10	10

Locks for iron frames and gates. LATERAL LOCKING. Double-bit key. Keyed-alike version (K.A.)

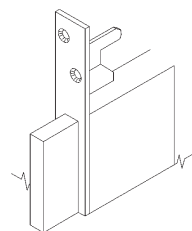
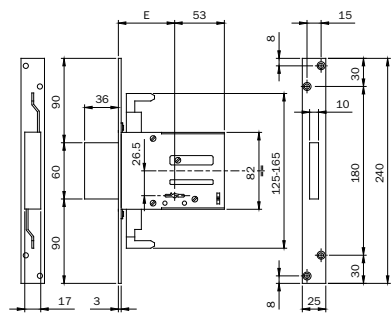
in groups of 10 pieces. Zinc-plated case. Zinc-plated front plate mm **240 x 25 x 3**. Rectangular DEADBOLT with 4 throws mm 9. 1 key. (Key blank ref. N. 990802).

2 zinc-plated key guides. **PACKED IN NYLON BAGS.**

Accessories to be ordered separately:

Zinc-plated striking plate - ref. N. 990817

Backset mm 52	661524N.K	C	1	10	10
Backset mm 60	661604N.K	B	1	10	10
Backset mm 70	661704N.K	B	1	10	10



Locks for iron frames and gates. 3-POINT LOCKING for rod clutch connection. Double-bit key.

Zinc-plated case. Zinc-plated front plate mm **240 x 25 x 3**. Rectangular deadbolt with 4 throws mm 9.

2 KEYS. (Key blank ref. N. 990802). 2 zinc-plated key guides. **PACKED IN NYLON BAGS.**

Accessories to be ordered separately:

Screwed connection M8 for threaded rods - ref. N. 990823

pins, tips and rod guides for rods D8 - ref. N. 990837

Pair of deviated slotted internal rods D8 - ref. N. 990810

Pair of straight slotted internal rods D8 - ref. N. 990811

Zinc-plated striking plate - ref. N. 990817

Backset mm 60	663604N	B	1	10	10
Backset mm 70	663704N	B	1	10	10

**Locks for iron frames
zinc-plated
front plate mm 25**



Code

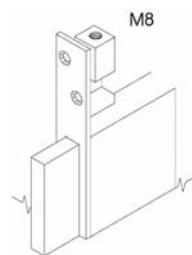
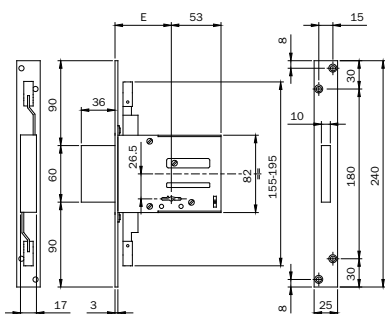
Status
Single
package
Multiple
package
Min. ord.

Locks for iron frames and gates. 3-POINT LOCKING for rod clutch connection. Double-bit key.
KEYED-ALIKE VERSION (K.A.) in groups of 10 pieces. Zinc-plated case. Zinc-plated front plate mm 240 x 25 x 3.
Rectangular DEADBOLT with 4 throws mm 9.
1 KEY. (Key blank ref. N. 990802). 2 zinc-plated key guides. **PACKED IN NYLON BAGS.**

Accessories to be ordered separately:

- Screwed connection M8 for threaded rods - ref. N. 990823
- pins, tips and rod guides for rods D8 - ref. N. 990837
- Pair of deviated slotted internal rods D8 - ref. N. 990810
- Pair of straight slotted internal rods D8 - ref. N. 990811
- Zinc-plated striking plate - ref. N. 990817

Backset mm 60	663604N.K	B	1	10	10
Backset mm 70	663704N.K	B	1	10	10



Locks for iron frames and gates. 3-POINT LOCKING, pre-assembled M8 rods connection.
Double-bit key. Zinc-plated case. Zinc-plated front plate mm **240 x 25 x 3**.
Rectangular DEADBOLT with 4 throws mm 9. .

2 KEYS. (Key blank ref. N. 990802). 2 zinc-plated key guides. **PACKED IN NYLON BAGS.**

Accessories to be ordered separately:

- 2 tips D10 for threaded rods M8 - ref. N. 990836
- pins, tips and rod guides for rods D8 - ref. N. 990837
- Zinc-plated striking plate - ref. N. 990817

Backset mm 60	663301604	A	1	10	10
Backset mm 70	663301704	A	1	10	10

Locks for iron frames and gates. 3-POINT LOCKING. Double-bit key.
KEYED-ALIKE VERSION (K.A.) in groups of 10 pieces. Zinc-plated case.
Zinc-plated front plate mm **240 x 25 x 3**. Rectangular DEADBOLT with 4 throws mm 9..
KEY. (Key blank ref. N. 990802). 2 zinc-plated key guides. **PACKED IN NYLON BAGS.**

Accessories to be ordered separately:

- 2 tips D10 for threaded rods M8 - ref. N. 990836
- pins, tips and rod guides for rods D8 - ref. N. 990837
- Zinc-plated striking plate - ref. N. 990817

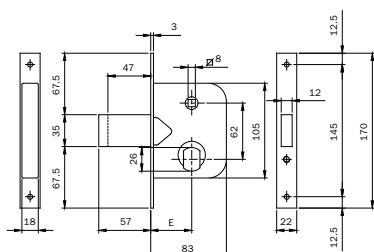
Backset mm 60	663301604.K	B	1	10	10
Backset mm 70	663301704.K	B	1	10	10



Code

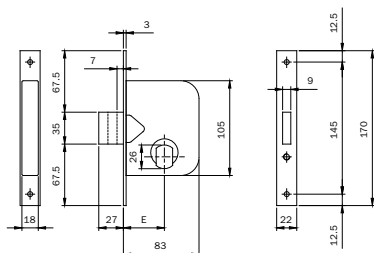
Min. ord.
Multiple
package
Single
package
Status

Gate locks



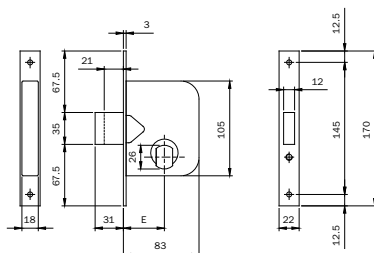
Gate lock. Tropicalised, zinc-plated case and front plate. Operating with multi-faceted cylinder D mm 26.
EXTENDED DEADBOLT AND BUILT-IN LATCHBOLT. **1 THROW 10 mm**. Latchlocking by key or handle follower
mm 8. Backset mm 45. Supplied with cylinder 842028287 and 3 KEYS. 2 nylon escutcheons for cylinder.
(Key blank ref. N. 020259)

600450 A 2 10 10



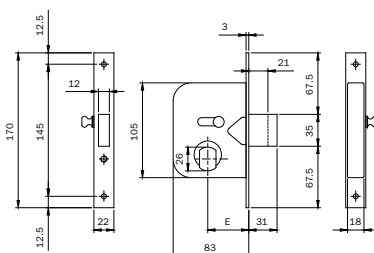
Gate lock. Tropicalised, zinc-plated case and front plate. Operating with multi-faceted cylinder D mm 26.
2 THROWS 10 mm. Backset mm 45. Supplied with cylinder 842028287 and 3 KEYS.
2 nylon escutcheons for cylinder. (Key blank ref. N. 020259)

601450 A 2 10 10



Gate lock. Tropicalised, zinc-plated case and front plate. Operating with multi-faceted cylinder D mm 26.
1 THROW 10 mm AND BUILT-IN LATCHBOLT. Backset mm 45. Supplied with cylinder 842028287 and 3 KEYS.
2 nylon escutcheons for cylinder. (Key blank ref. N. 020259)

603450 B 2 10 10



Gate lock. Tropicalised, zinc-plated case and front plate. Operating with multi-faceted cylinder D mm 26.
Built-in latchbolt and deadbolt. **1 THROW 10 mm**. Latchlocking by key or internal knob
Backset mm 45. Supplied with cylinder 842028287 and 3 KEYS. 2 nylon escutcheons for cylinder.
(Key blank ref. N. 020259)

604450 A 2 10 10

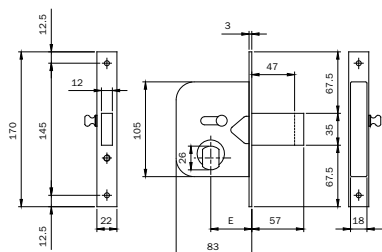



Code

Status
Single
package

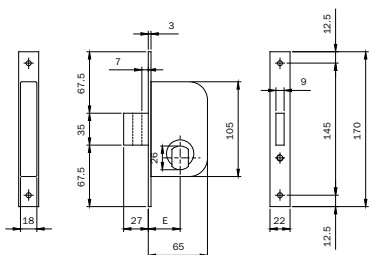
Min. ord.

Gate locks



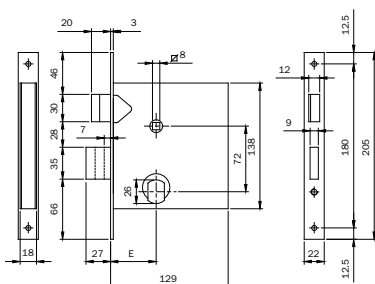
Gate lock. Tropicalised, zinc-plated case and front plate. Operating with multi-faceted cylinder D mm 26.
EXTENDED DEADBOLT AND BUILT-IN LATCHBOLT. **1 THROW 10 mm**. Latchlocking by key or internal knob.
Backset mm 45. Supplied with cylinder 842028287 and 3 KEYS. 2 nylon escutcheons for cylinder.
(Key blank ref. N. 020259)

604451 B 2 10 10



Gate lock. Tropicalised, zinc-plated case and front plate. Operating with multi-faceted cylinder D mm 26.
1 THROW 10 mm AND BUILT-IN LATCHBOLT. Backset mm 45. Supplied with cylinder 842028287 and 3 KEYS.
2 nylon escutcheons for cylinder. (Key blank ref. N. 020259)

605350 B 2 10 10



Gate lock. Tropicalised, zinc-plated square case and front plate. Operating with multi-faceted cylinder D mm 26.
SEPARATE LATCHBOLT AND DEADBOLT. **2 THROWS 10 mm**. Latchlocking by key or handle follower mm 8.
Backset mm 50. Supplied with cylinder 842028287 and 3 KEYS. 2 nylon escutcheons for cylinder.
(Key blank ref. N. 020259)

610500 C 2 10 10



Code

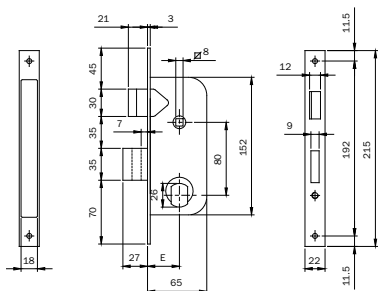
Status

Single
package

Multiple
package

Min. ord.

Gate locks



Gate lock. Tropicalised, zinc-plated case and front plate. Operating with multi-faceted cylinder D mm 26.
SEPARATE LATCHBOLT AND DEADBOLT. **2 THROWS 10 mm**. Latchlocking by key or handle follower mm 8.
Backset mm 35. Supplied with cylinder 842028287 and 3 KEYS. 2 nylon escutcheons for cylinder.
(Key blank ref. N. 020259)

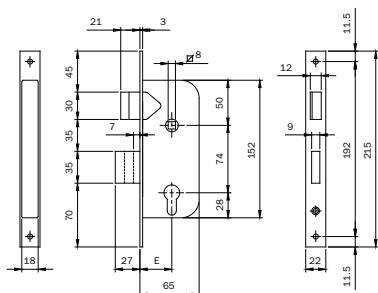
620350

A

2

10

10



Gate lock. Tropicalised, zinc-plated case and front plate. Operating with European-profile cylinder
SEPARATE LATCHBOLT AND DEADBOLT. **2 THROWS 10 mm**. Latchlocking by key or handle follower mm 8.
Backset mm 35. Cylinder to be ordered separately.

630350

A

2

10

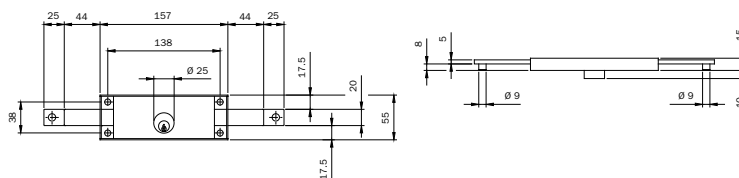
10



Code

Min. ord.
Multiple
package
Single
package
Status

Locks for shutters and garage doors



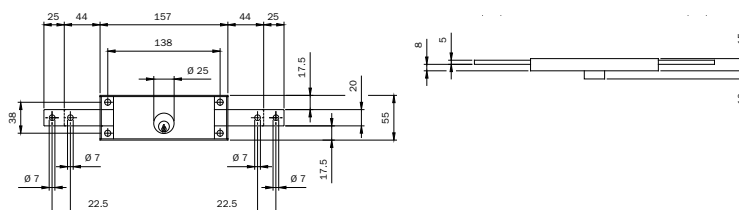
Shutter lock. Horizontal **CENTRAL** installation. Painted case. Zinc-plated deadbolts, one throw mm 25. ROD-CONNECTING PINS D mm 9 x 8. Round cylinder D mm 25 protruding by 10 mm from the lock case, 2 CENTRAL-PROFILE KEYS (Key blank ref. N. 020409).

Accessories to be ordered separately:

U-bolts without blades - ref. N. 010004

U-bolt with blades - ref. N. 010005

641010 A 1 10 10



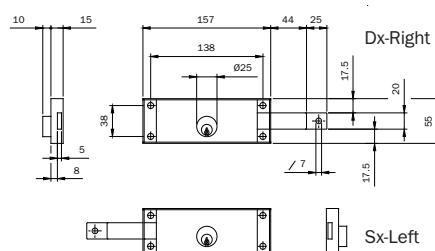
Shutter lock. Horizontal **CENTRAL** installation. Painted case. Zinc-plated deadbolts, each with 2 THREADED HOLES D 7 FOR RODS CONNECTION, one throw mm 25. Round cylinder D mm 25 protruding by 10 mm from the lock case, 2 CENTRAL-PROFILE KEYS (Key blank ref. N. 020409). 2 pins.

Accessories to be ordered separately:

U-bolts without blades - ref. N. 010004

U-bolt with blades - ref. N. 010005

641014 C 1 10 10



Shutter lock. **RIGHT-HAND**, horizontal lateral installation. Painted case. Zinc-plated deadbolt with D7 HOLE FOR RODS CONNECTION, one throw mm 25. Round cylinder D mm 25 protruding by 10 mm from the lock case. 2 CENTRAL-PROFILE KEYS (Key blank ref. N. 020409).

Accessories to be ordered separately:

U-bolts without blades - ref. N. 010004

U-bolt with blades - ref. N. 010005

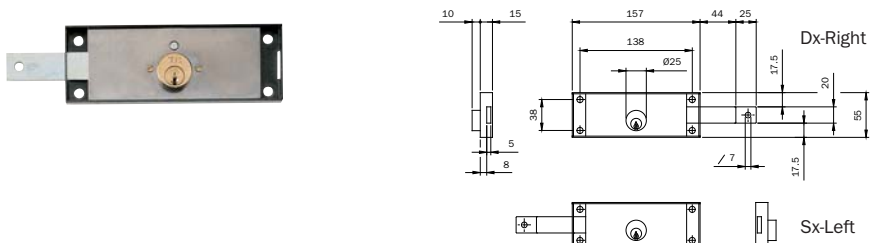
642001 A 2 10 10



Code

Status
Single
package
Multiple
package
Min. ord.

Locks for shutters and garage doors



Shutter lock. **LEFT-HAND**, horizontal lateral installation. Painted case. Zinc-plated DEADBOLT with D7 HOLE FOR RODS CONNECTION, one throw mm 25. Round cylinder D mm 25 protruding by 10 mm from the lock case.

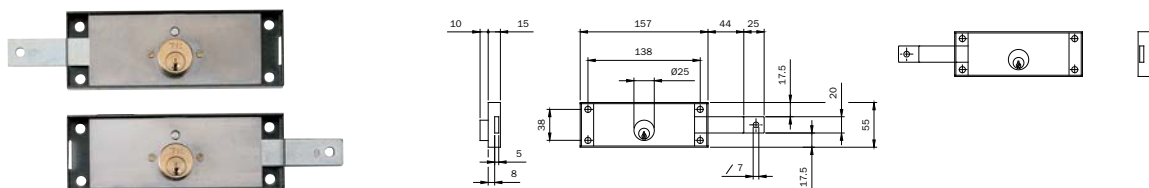
2 CENTRAL-PROFILE KEYS (Key blank ref. N. 020409).

Accessories to be ordered separately:

U-bolts without blades - ref. N. 010004

U-bolt with blades - ref. N. 010005

642002 A 2 10 10



Pair of keyed-alike shutter locks. **RIGHT- AND LEFT-HAND**, horizontal lateral installation. Painted case.

Zinc-plated DEADBOLT with HOLE D 7 FOR RODS CONNECTION, one throw mm 25.

Round cylinder D mm 25 protruding by 10 mm from the lock case.

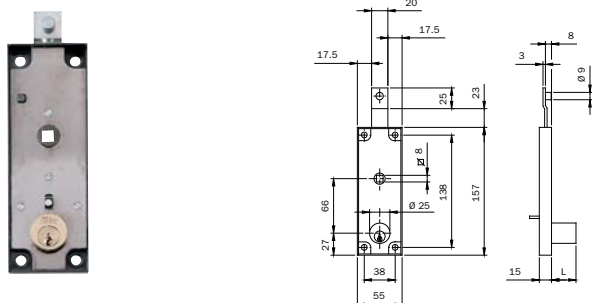
2 CENTRAL-PROFILE KEYS (Key blank ref. N. 020409).

Accessories to be ordered separately:

U-bolts without blades - ref. N. 010004

U-bolt with blades - ref. N. 010005

642003 A 1 5 5



Shutter gate. **VERTICAL** installation. Painted case. Zinc-plated DEADBOLT with PIN D MM 9 X 8

FOR ROD CONNECTION. 1 throw mm 25 with handle, handle follower mm 8, handle unlocked by

round cylinder D mm 25 from outside and by lever from inside. Cylinder protruding from lock case.

2 STANDARD-PROFILE KEYS (Key blank ref. N. 020259).

Accessories to be ordered separately:

U-bolts without blades - ref. N. 010004

U-bolts with blades - ref. N. 010005

cylinder projection mm14

643150 A 2 10 10

cylinder projection mm30

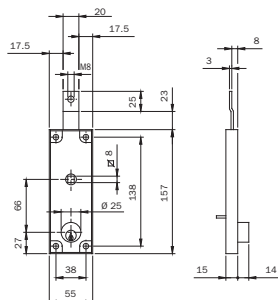
643300 C 2 10 10



Code

Min. ord.
Multiple
package
Single
package
Status

Locks for shutters and garage doors



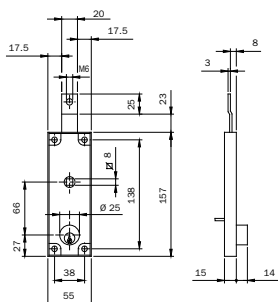
Shutter gate. **VERTICAL** installation. Painted case. Zinc-plated DEADBOLT with M8 THREADED HOLE FOR ROD CONNECTION. 1 throw mm 25 with handle, handle follower mm 8, handle unlocked by round cylinder D mm 25 from outside and by lever from inside. Cylinder protruding from lock case by 14 mm
2 STANDARD-PROFILE KEYS (Key blank ref. N. 020259).

Accessories to be ordered separately:

U-bolts without blades - ref. N. 010004

U-bolt with blades - ref. N. 010005

644150 B 2 10 10



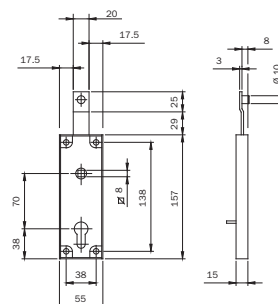
Shutter gate. **VERTICAL** installation. Painted case. Zinc-plated DEADBOLT with M6 THREADED HOLE FOR ROD CONNECTION. 1 throw mm 25 with handle, handle follower mm 8, handle unlocked by round cylinder D mm 25 from outside and by lever from inside. Cylinder protruding from lock case by 14 mm
2 STANDARD-PROFILE KEYS (Key blank ref. N. 020259). **PACKED IN NYLON BAGS.**

Accessories to be ordered separately:

U-bolts without blades - ref. N. 010004

U-bolt with blades - ref. N. 010005

645150W C 1 10 10



Shutter gate. **VERTICAL** installation. Painted case. Operating with European-profile cylinder. Zinc-plated DEADBOLT with PIN D MM 10 X 8 FOR ROD CONNECTION. 1 throw mm 25 with handle, handle follower mm 8, handle unlocked by cylinder from outside and by lever from inside. Cylinder fixing screw.

Accessories to be ordered separately:

U-bolts without blades - ref. N. 010004

U-bolt with blades - ref. N. 010005

646000 B 2 10 10

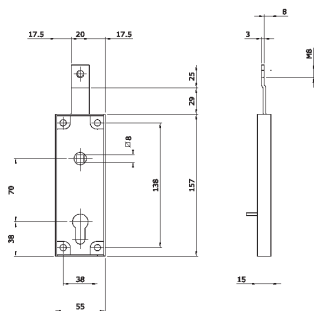




Code

Min. ord.
Multiple package
Single package
Status

Locks for shutters and garage doors



Shutter gate. **VERTICAL** installation. Painted case. Operating with European-profile cylinder.

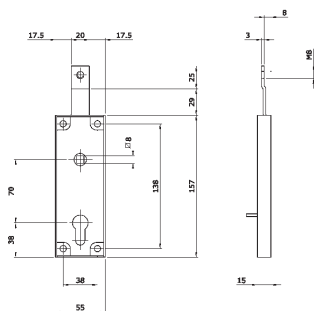
Zinc-plated DEADBOLT with M8 THREADED HOLE FOR ROD CONNECTION. 1 throw mm 25 with handle, handle follower mm 8, handle unlocked by cylinder from outside and by lever from inside. Cylinder fixing screw.

Accessories to be ordered separately:

U-bolts without blades - ref. N. 010004

U-bolt with blades - ref. N. 010005

647000 C 2 10 10



Lock for overhead garage door. **VERTICAL** locking with profile cylinder to be ordered separately.

DEADBOLT with M8 THREADED HOLE FOR ROD CONNECTION,

WITHOUT INTERNAL OPENING LEVER,PACKED IN NYLON BAGS.

Accessories to be ordered separately:

U-bolts without blades - ref. N. 010004

U-bolt with blades - ref. N. 010005

647005WVR D 1 50 50



Code

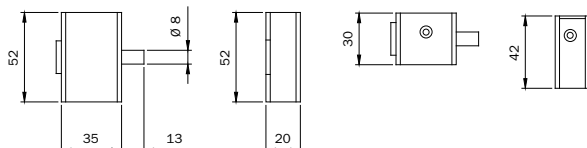
Status

Single
package

Multiple
package

Min. ord.

Chiuditutto rim locks



MULTIUSO rim lock, for indoor use. Locking by pushbutton and cylinder. DEADBOLT with D8 pin throw mm 13. Adjustable keep. 2 KEYS. Screws. (Key blank 020149)



GOLD painted	950001	D	1	5	5
GOLD painted coding 550	950001..21	D	1	-	1
GOLD painted coding 560	950001..22	D	1	-	1
GOLD painted coding 570	950001..23	D	1	-	1
GOLD painted coding 580	950001..24	D	1	-	1
GOLD painted coding 590	950001..25	D	1	-	1



BRONZE painted	950002	D	1	5	5
BRONZE painted coding 550	950002..21	D	1	-	1
BRONZE painted coding 560	950002..22	D	1	-	1
BRONZE painted coding 570	950002..23	D	1	-	1
BRONZE painted coding 580	950002..24	D	1	-	1
BRONZE painted coding 590	950002..25	D	1	-	1



GREY painted	950003	D	1	5	5
GREY painted coding 550	950003..21	D	1	-	1
GREY painted coding 560	950003..22	D	1	-	1
GREY painted coding 570	950003..23	D	1	-	1
GREY painted coding 580	950003..24	D	1	-	1
GREY painted coding 590	950003..25	D	1	-	1



WHITE painted	950004	D	1	5	5
WHITE painted coding 550	950004..21	C	1	-	1
WHITE painted coding 560	950004..22	D	1	-	1
WHITE painted coding 570	950004..23	D	1	-	1
WHITE painted coding 580	950004..24	D	1	-	1
WHITE painted coding 590	950004..25	D	1	-	1



BLACK painted	950005	B	1	5	5
BLACK painted coding 550	950005..21	C	1	-	1
BLACK painted coding 560	950005..22	C	1	-	1
BLACK painted coding 570	950005..23	D	1	-	1
BLACK painted coding 580	950005..24	C	1	-	1
BLACK painted coding 590	950005..25	D	1	-	1

Code
Status
Single
package
Multiple
package
Min. ord.

Accessories

Multi-faceted tip D 14 for threaded rods M8. For **MULTIBLINDO**.
In carbonitrided zinc-plated steel.
Elastic pin. Drawing pin.



040808 D 10 - 10

Deadbolt with gorges, assembled, for locks for metal frames series 981-983.
Three mm 79 keys.



980000 D 10 - 10

Roller for double-bit modular lock. With nylon insert for adjustable striking plates.
Spring. Spring plate.

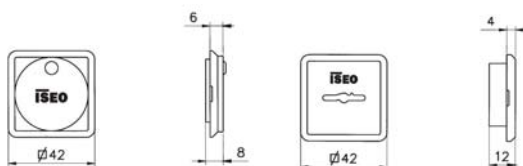


040820 B 10 - 10

Cap for double-bit modular locks. In nickel-plated zamak. To be fitted instead of the latchbolt
for only deadbolt version. Screw.



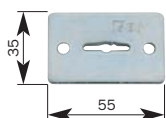
040830 B 10 - 10



Pair of nylon key-guides for locks series 961-963-981-983.

990808 D 30 - 30

Pair of key-guiding escutcheons for double-bit locks. In zinc-plated steel mm 55x35. For locks
series 661-663-961-963-981-983



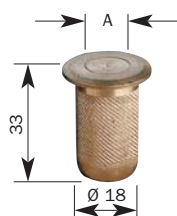
990846 B 10 - 10

Brass floor socket with antidust spring cap for rods. Inside hole D 14.

990804 D 10 - 10

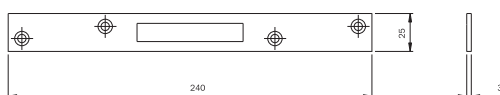
Brass floor socket with antidust spring cap for rods. Inside hole D 12.

990807 B 10 - 10




Code
Status
Single
package
Multiple
package
Min. ord.

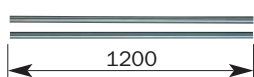
Accessories



Zinc-plated striking plate 240x25x3 for locks series 661-663-6663. **990817** B 20 - 20



Pair of internal deviated rods. Zinc-plated tube D 8. For locks with clutch connections series 782-783-963-983 **990810** C 1 10 10



Pair of internal straight rods. Zinc-plated tube D 8. For locks with clutch connections series 782-783-963-983 **990811** A 1 10 10



D10 rod/tip-guiding upper plate in zinc-plated steel. Nylon bush. **990816** D 10 - 10



Kit for internal deviated or straight D 8 with rods clutch connection. Two tips D8. One rod connection. Two zamak rod guides. Two nylon rod guides. Two lock-fixing plates. One antidust floor socket hole D 12. For locks series 782-783-793-963-983. **990827** C 10 - 10



Kit for external rods for frames with clutch connection. Two external rod-connecting plates. Screws. Two lock-fixing plates. One antidust floor socket hole D 12. For locks series 782-783-793 Front plate with 2 holes. **990828** D 10 - 10



Kit for external rods for frames with clutch connection. Two external rod-connecting plates. Screws. Two lock-fixing plates. One antidust floor socket hole D 12. For locks series 963-983. Front plate with 4 holes. **990829** D 10 - 10



Threaded connection M8 for threaded rod. For use with 3-point locks for metal frames series 663-782-783-963-983. Utilizzabile con aggancio aste ad innesto o a vite. **990823** A 20 - 20



Rectangular plate 28x17,8 in zinc-plated steel for lock fixing. Screws. **990834** D 10 - 10



Rhomboidal plate 19x14 in STAINLESS STEEL for lock fixing. Screws. **990835** D 10 - 10

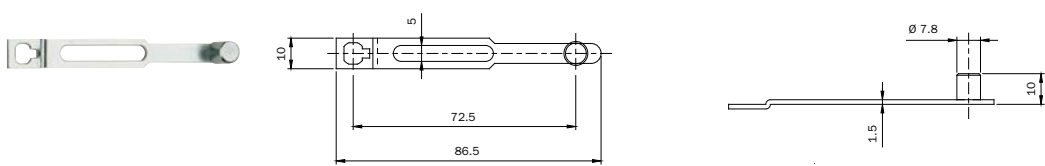


Pair of D 10 tips in zinc-plated steel for M8 threaded rods. **990836** B 10 - 10

Code
Status
Multiple
package
Single
package
Min. ord.

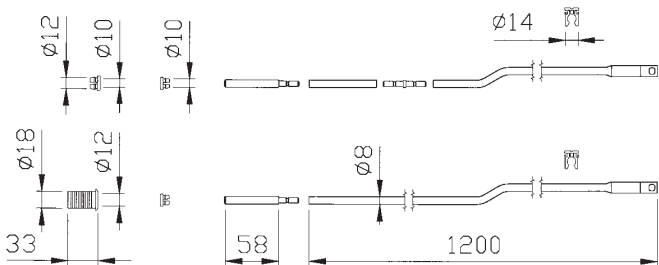
Accessories

	<p>Kit for internal straight rods D 8 for use with M8 threaded connection. Two carbonitrided tips D10. Two threaded pins for fixing to connection. Two rod-guiding plates with nylon bushes.</p>	<p>990837</p>	<p>B</p>	<p>10</p>	<p>-</p>	<p>10</p>
--	--	----------------------	----------	-----------	----------	-----------

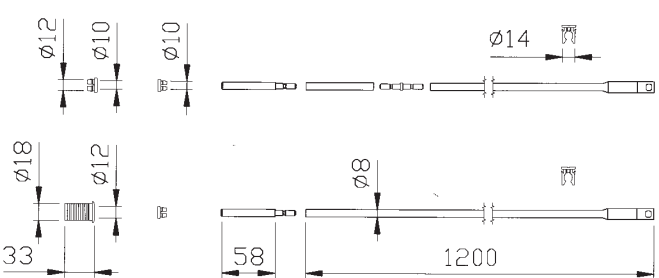


<p>Pair of plates with pin to connect the lock or the deviators with screw connections M4 and external rods. In zinc-plated steel.</p>	<p>990853</p>	<p>A</p>	<p>10</p>	<p>-</p>	<p>10</p>
--	----------------------	----------	-----------	----------	-----------

	<p>Kit for internal straight or deviated rods D 8. Two tips D8. One rod connection. Two zamak rod guides. Two lock-fixing plates. Screws.</p>	<p>990857</p>	<p>C</p>	<p>10</p>	<p>-</p>	<p>10</p>
--	---	----------------------	----------	-----------	----------	-----------



<p>Pair of internal deviated rods. Zinc-plate tube D 8 with slotted hole for screwed connection M4. Two tips D8. Striker for nylon tip D8. Two noiseproof nylon bushes. One rod connection. Two nylon rod guides. Two lock-fixing plates. One antidust floor socket hole D12. For locks with rods screwed connection series 7820-783*-963*</p>	<p>990850</p>	<p>C</p>	<p>1</p>	<p>5</p>	<p>5</p>
--	----------------------	----------	----------	----------	----------



<p>Pair of internal straight rods. Zinc-plate tube D 8 with slotted hole for screwed connection M4. Two tips D8. Striker for nylon tip D8. Two noiseproof nylon bushes. One rod connection. Two nylon rod guides. One antidust floor socket hole D12. For locks with rods screwed connection series 7820-783*-963*</p>	<p>990851</p>	<p>A</p>	<p>1</p>	<p>5</p>	<p>5</p>
--	----------------------	----------	----------	----------	----------

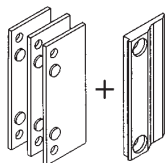
Code
Status
Single
package
Multiple
package
Min. ord.

Accessories



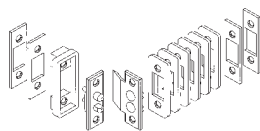
Pair of front plate supports in NYLON 22x8 for locks operating with European-profile cylinder for double-bit aluminium locks.

038019 B 10 - 10



Latchbolt-guiding slide for aluminium frames for external opening. Three spacers. In nylon.

990842 D 10 - 10



Pair of pressure electric contacts for electric locks 12V. Six spacers mm 2x22. Four spacers mm 2x16. One spacer mm 5. Instructions.

050060 A 10 - 10



Pair of standard coils **12V-15W A.C.** for electric rim locks series 500-505-510

050020 B 10 - 10



Pair of standard coils for double-bit electric locks for metal frames **12V-15W A.C.** series 78**-96**.

050024 D 10 - 10




Pair of standard coils **12V-15W A.C.** for oval-cylinder electric locks for metal frames series 550-551

050030 D 10 - 10




Pair of standard coils **12V-15W A.C.** for electric rim locks series 52**-53**

050035 A 10 - 10




Support for right/left-hand electric locks series 500-505-510. Lock backplate. and keep plate in zinc-plated steel. Screws.

050010 C 5 - 5



Support for right/left-hand locks with handle follower series 481-482-485-486 and with internal zinc-plated rod 431-432. Lock backplate and keep plate in zinc-plated steel. Screws.

050011 B 5 - 5




Support for right/left-hand electric locks series 52**-53**. Lock backplate and keep plate in zinc-plated steel. Screws.

050012 B 6 - 6

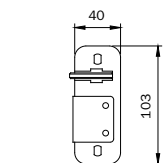
Code
Status
Single
package
Multiple
package
Min. ord.

Accessories



Support for right/left-hand electric locks in stainless steel 52**-53**. Lock backplate and keep plate in STAINLESS STEEL. Screws.

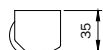
052012 B 6 - 6



Keep in STAINLESS STEEL for electric locks series 52**. STAINLESS STEEL sliding plate.

RIGHT **050108** D 5 - 5

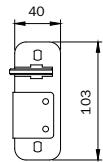
LEFT **050109** D 5 - 5



Keep in grey painted steel for electric locks series 520*-522*-523*-525*. STAINLESS STEEL sliding plate.

RIGHT **050112** D 5 - 5

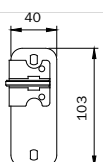
LEFT **050113** D 5 - 5



Keep in STAINLESS STEEL for electric locks series 53**. STAINLESS STEEL sliding plate.

RIGHT **050128** D 5 - 5

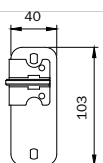
LEFT **050129** D 5 - 5



Keep in grey painted steel for electric locks series 530*-532*-535*. STAINLESS STEEL sliding plate.

RIGHT **050132** D 5 - 5

LEFT **050133** D 5 - 5

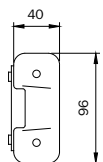


Keep for electric locks series 505. In zinc-plated steel. STAINLESS STEEL sliding plate

RIGHT/LEFT **050004** D 10 - 10

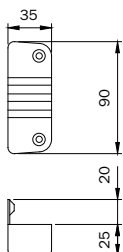
Keep for electric locks series 500-501-510-511. In grey painted steel. STAINLESS STEEL sliding plate

RIGHT/LEFT **050005** D 10 - 10



Code
Status
Single
package
Multiple
package
Min. ord.

Accessories



Painted steel keep. Standard version for PORTONCINO

RIGHT-HAND series 401-411-421-431-437-451

035035 D 10 - 10

LEFT-HAND series 402-412-422-432-438-452

035036 D 10 - 10


ZINC-PLATED steel keep. Standard version for PORTONCINO

RIGHT-HAND series 431-481-485

035135 D 10 - 10

LEFT-HAND series 432-482-486

035136 D 10 - 10



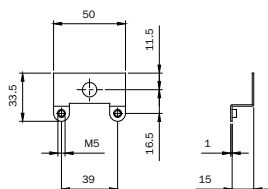
Painted steel U-keep. Standard version for series 3105-3106

035005 D 10 - 10



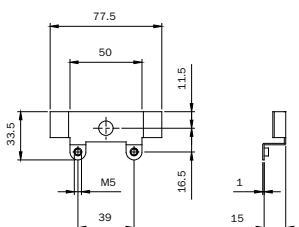
U-bolt for shutter without blades for series 641-642-643-646-647

010004 D 10 - 10



U-bolt for shutter with blades for series 641-642-643-646-647

010005 D 10 - 10





Match

**Electric
strickers**



Code

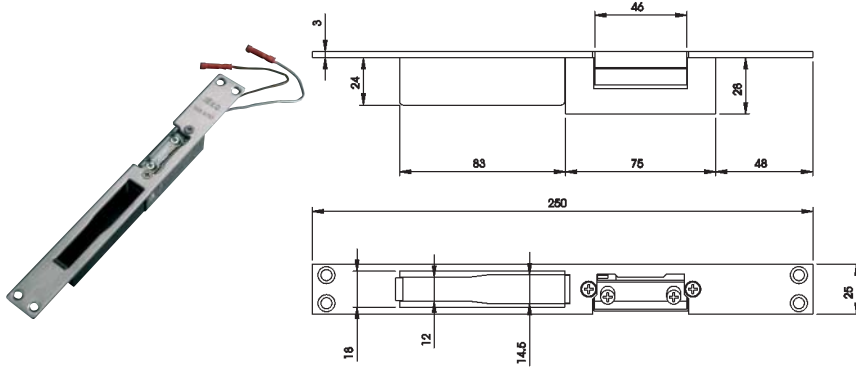
Status

Single package

Multiple package

Min. ord.

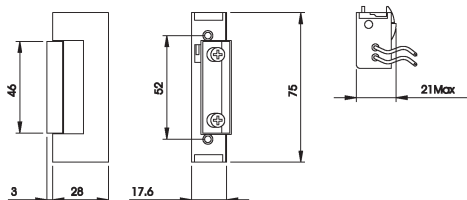

Match Radiale



* D.C.: max. power supply time
10 seconds

Electric striker with closed **REVERSIBLE** striking plate, satin STAINLESS STEEL, flat front plate mm 250X25X3, for locks 78*96*7-96*9-98. Can be used with electric strikers series 0400*0 and 0401*0. **AUTOMATIC-UNLATCHING VERSION AFTER ELECTRIC PULSE**, with hold-open lever. Voltage: **6-12V. A.C./D.C.*** Absorption: da 0,5 a 1,5 A. with nylon case

5661900 A 1 6 1



* D.C.: max. power supply time
10 seconds

Electric striker without front plate, **UNLATCHED AFTER ELECTRIC PULSE ONLY**, with hold-open lever. Voltage: **6-12V. A.C./D.C.*** Absorption: 0,5 to 1,5 A. REVERSIBLE.

040010 B 1 6 6

Voltage: **24V. A.C./D.C.*** Absorption: 0,5 A. REVERSIBLE

040050 D 1 6 6

Electric striker without front plate, **UNLATCHED AFTER ELECTRIC PULSE ONLY**, without hold-open lever. Voltage: **6-12V. A.C./D.C.*** Absorption: 0,5 to 1,5 A. REVERSIBLE

040020 C 1 6 6

Voltage: **24V. A.C./D.C.*** Absorption: 0,5 A. REVERSIBLE

040060 C 1 6 6

Electric striker without front plate, **PERMANENT UNLATCHING AFTER ELECTRIC PULSE** with hold-open lever. Voltage: **6-12V. A.C./D.C.*** Absorption: 0,5 to 1,5 A. REVERSIBLE

040030 A 1 6 6

Voltage: **24V. A.C./D.C.*** Absorption: 0,5 A. REVERSIBLE

040070 D 1 6 6

Electric striker without front plate, **PERMANENT UNLATCHING AFTER ELECTRIC PULSE**, without hold-open lever.

Voltage: **6-12V. A.C./D.C.*** Absorption: 0,5 to 1,5 A. REVERSIBLE

040040 C 1 6 6

Voltage: **24V. A.C./D.C.*** Absorption: 0,5 A. REVERSIBLE

040080 D 1 6 6



Code

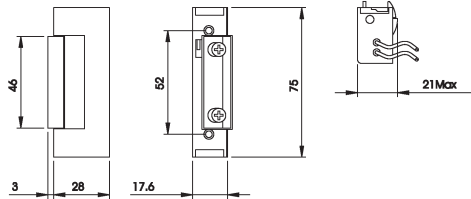

Status

Single package

Multiple package

Min. ord.

Match Radiale



Electric striker without front plate, **FAIL-SAFE VERSION**.

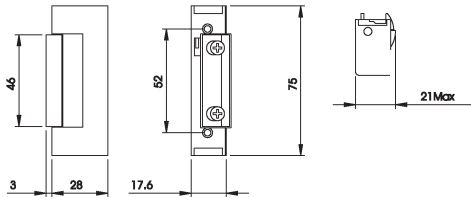
Without hold-open lever.

Voltage: **12V. D.C.** Absorption: 0,3A. REVERSIBLE

040100 B 1 6 6

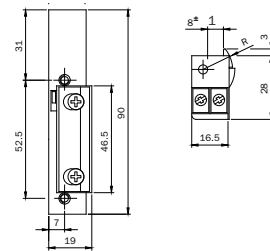
Voltage: **24V. D.C.** Absorption: 0,2A. REVERSIBLE

040110 C 1 6 6



MECHANICAL striker without front plate, version **WITHOUT COIL** with hold-open lever. REVERSIBLE.

040090 D 1 6 6

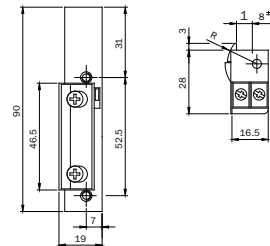


ADJUSTABLE RIGHT-HAND electric striker for MULTIBLINDO central striking plates

series 033160-033162-033173-033175. **LIMITED UNLATCHING DURING ELECTRIC PULSE ONLY.**

Hold-open lever. Voltage: **12V A.C. 15W**

040900 B 1 10 10



ADJUSTABLE LEFT-HAND electric striker for MULTIBLINDO central striking plates

series 033161-033163-033174-033176. **LIMITED UNLATCHING DURING ELECTRIC PULSE ONLY.**

Hold-open lever. Voltage: **12V A.C. 15W**

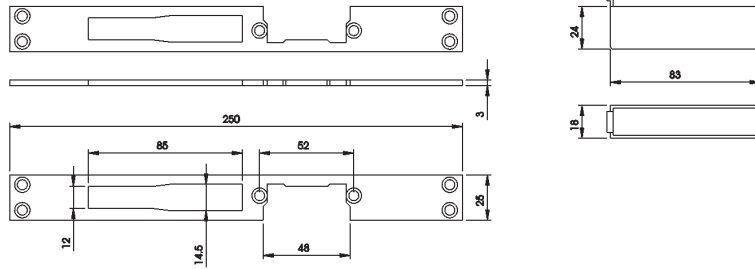
040910 B 1 10 10



Code

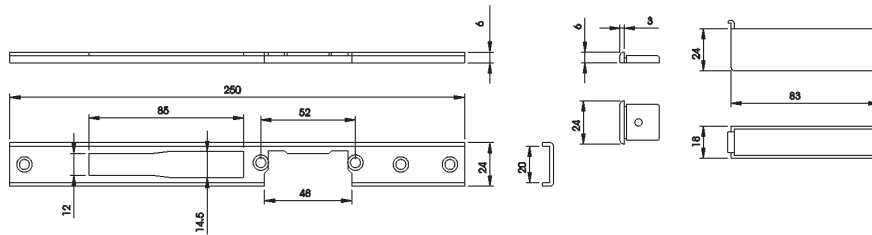
Min. ord.
Multiple
package
Single
package
Status

Match Radiale



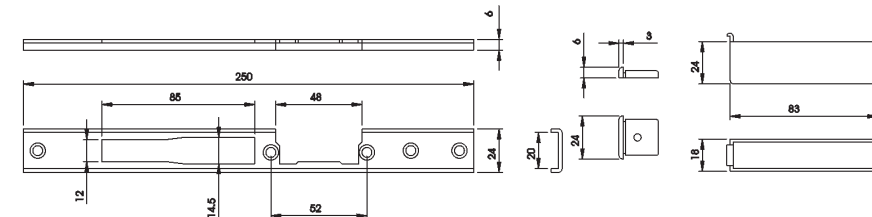
Closed **REVERSIBLE** striking plate, satin STAINLESS STEEL, U-front plate mm **250x25x3**, for locks 78*-96*7-96*9-98. Can be used with electric strikers series 0400*0 and 0401*0. With nylon case.

033190 B 1 10 10



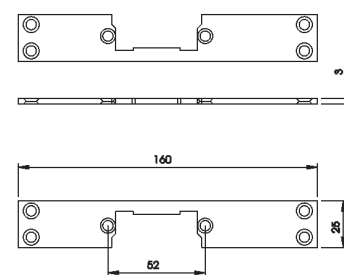
Closed **RIGHT-HAND** striking plate, satin STAINLESS STEEL, U-front plate mm **250x24x6**, for locks 78*-96*7-96*9-98. Can be used with electric strikers series 0400*0 and 0401*0. With nylon caps and case.

033194 C 1 10 10



Closed **LEFT-HAND** striking plate, satin STAINLESS STEEL, U-front plate mm **250x24x6**, for locks 78*-96*7-96*9-98. Can be used with electric strikers series 0400*0 and 0401*0. With nylon caps and case.

033195 C 1 10 10



REVERSIBLE striking plate in satin STAINLESS STEEL, flat front plate mm **160x25x3**, for locks with latchbolt only. Can be used with electric strikers series 0400*0 and 0401*0.

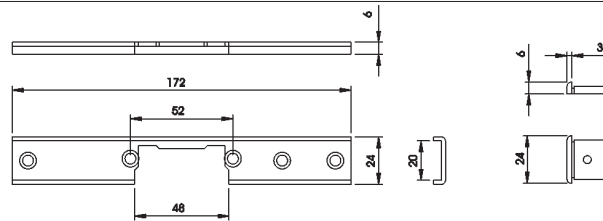
033196 B 1 10 10



Code

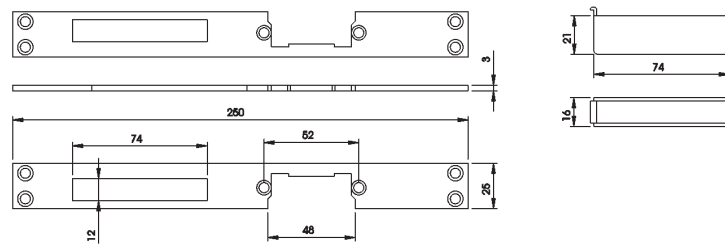
Min. ord.
Multiple
package
Single
package
Status

Match Radiale



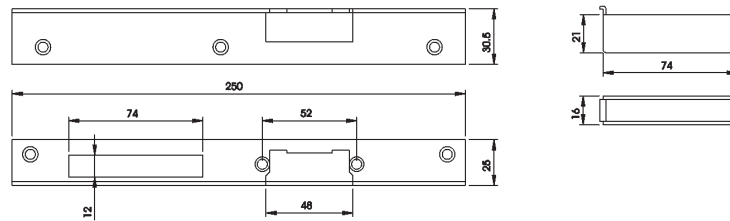
REVERSIBLE striking plate in satin STAINLESS STEEL, U-front plate mm **172x24x6**, for locks with deadbolt only. Can be used with electric strikers series 0400*0 and 0401*0. With cap.

033197 D 1 10 10



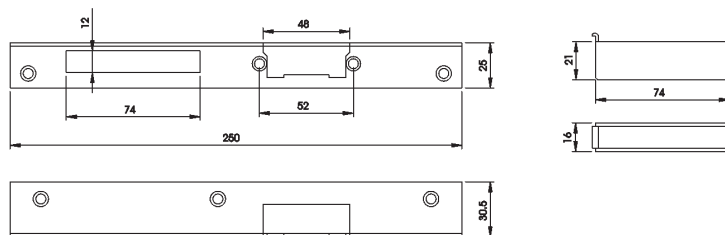
REVERSIBLE closed striking plate in satin STAINLESS STEEL, flat front plate mm **250x25x3**, for mortice locks for wooden frames series 200-205-210-215-221-240-250-741-291. Can be used with electric strikers series 0400*0 and 0401*0. With nylon case.

033193 C 1 10 10



RIGHT-HAND closed angle striking plate, GOLD PAINTED steel mm **250x30,5x25**, for mortice locks for wooden frames series 200-205-210-215-221-240-250-741-291. Can be used with electric strikers series 0400*0 and 0401*0. With nylon case.

033191 D 1 10 10



LEFT-HAND closed angle striking plate, GOLD PAINTED steel mm **250x30,5x25**, for mortice locks for wooden frames series 200-205-210-215-221-240-250-741-291. Can be used with electric strikers series 0400*0 and 0401*0. With nylon case.

033192 D 1 10 10



Code

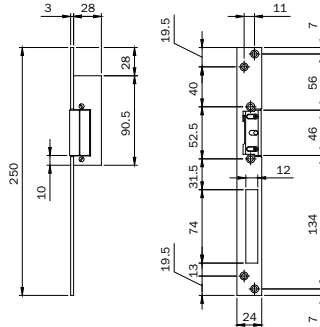
Status

Single package

Multiple package

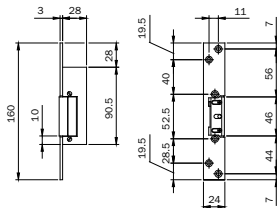
Min. ord.

Match Radiale



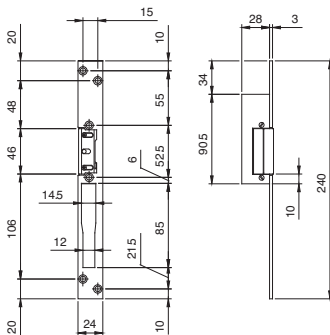
Electric striker with flat front plate, STAINLESS STEEL mm **250x24x3**, **RIGHT- OR LEFT-HAND USE**, for mortice locks with translating latchbolt and deadbolt for aluminium frames, **PERMANENT UNLATCHING AFTER ELECTRIC PULSE**, with hold-open lever pin for automatic function. Voltage: **12V A.C. 15W**

5621830 A 1 10 10



Electric striker with flat front plate, STAINLESS STEEL mm **160x24x3**, **RIGHT- OR LEFT-HAND USE**, for mortice locks for aluminium frames, **PERMANENT UNLATCHING AFTER ELECTRIC PULSE** with hold-open lever, pin for automatic function. Voltage: **12V A.C. 15W**

5611830 C 1 10 10



Electric striker with flat front plate, STAINLESS STEEL mm **240x24x3**, for mortice locks with tilting deadbolt and latchbolt for aluminium frames. Can be used on: FRAMES WITH INTERNAL **RIGHT-HAND LOCK**, RAIL FRAMES WITH **LEFT-HAND** INTERNAL LOCK, **PERMANENT UNLATCHING AFTER ELECTRIC PULSE**, with hold-open lever, pin for automatic function.

Power supply **12V. A.C. 15W.**

5651830 B 1 10 10

Electric striker with flat front plate, STAINLESS STEEL mm **240x24x3**, for mortice locks with tilting deadbolt and latchbolt for aluminium frames. Can be used on: FRAMES WITH INTERNAL **LEFT-HAND LOCK**, RAIL FRAMES WITH **RIGHT-HAND** INTERNAL LOCK, **PERMANENT UNLATCHING AFTER ELECTRIC PULSE**, with hold-open lever, pin for automatic function.

Power supply **12V. A.C. 15W.**

5661830 B 1 10 10



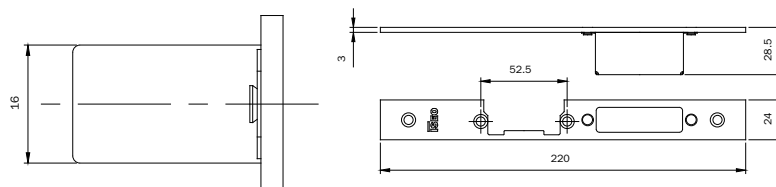
Code

Min. ord.
Multiple
package
Single
package
Status

Match for metal frames



Full-size scale



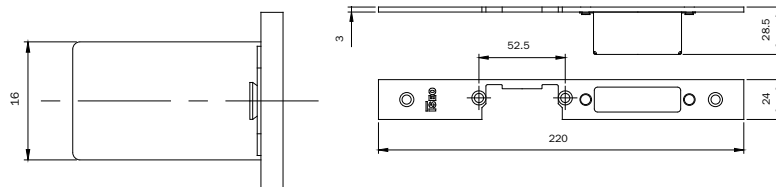
RIGHT-HAND striking plate for MULTIBLINDO **CENTRAL LOCK**.

Flat front plate mm **220x24x3** in STAINLESS STEEL. Can be used with striker series: 040890, 040900, 040910, 0400*0 e 0401*0. With case.

033160 B 1 10 10



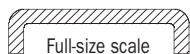
Full-size scale



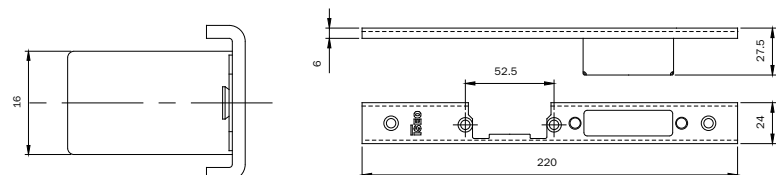
LEFT-HAND striking plate for MULTIBLINDO **CENTRAL LOCK**.

Flat front plate mm **220x24x3** in STAINLESS STEEL. Can be used with striker series: 040890, 040900, 040910, 0400*0 e 0401*0. With case.

033161 C 1 10 10



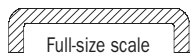
Full-size scale



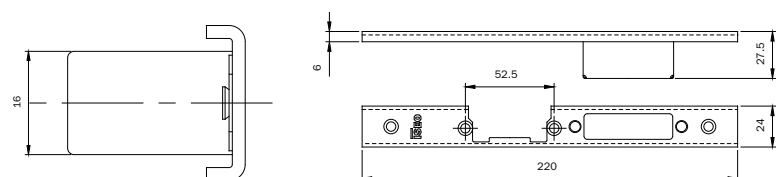
RIGHT-HAND striking plate for MULTIBLINDO **CENTRAL LOCK**.

U-front plate mm **220x24x6** in STAINLESS STEEL. Can be used with striker series: 040890, 040900, 040910, 0400*0 e 0401*0. With caps and case.

033162 B 1 10 10



Full-size scale



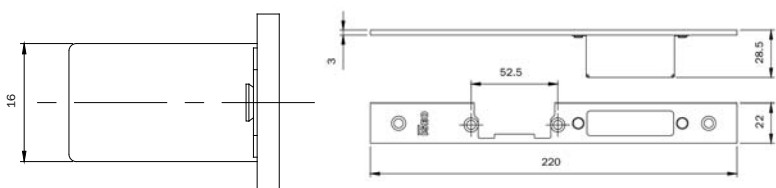
LEFT-HAND striking plate for MULTIBLINDO **CENTRAL LOCK**.

U-front plate mm **220x24x6** in STAINLESS STEEL. Can be used with striker series: 040890, 040900, 040910, 0400*0 and 0401*0. With caps and case.

033163 B 1 10 10



Full-size scale



RIGHT-HAND striking plate for MULTIBLINDO **CENTRAL LOCK**.

Flat front plate mm **220x22x3** in STAINLESS STEEL. Can be used with strikers series: 040890, 040900, 040910, 0400*0 and 0401*0. With case.

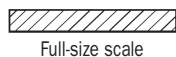
033173 D 1 10 10



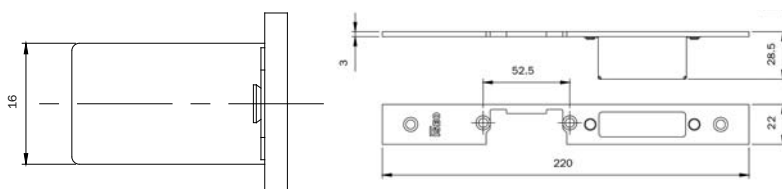
Code

Min. ord.
Multiple
package
Single
package
Status

Match for metal frames



Full-size scale



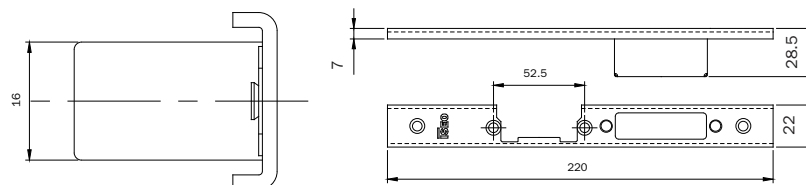
LEFT-HAND striking plate for MULTIBLINDO **CENTRAL LOCK**.

Flat front plate mm **220x22x3** in STAINLESS STEEL. Can be used with strikers series: 040890, 040900, 040910, 0400*0 e 0401*0. With case.

033174 D 1 10 10



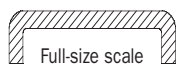
Full-size scale



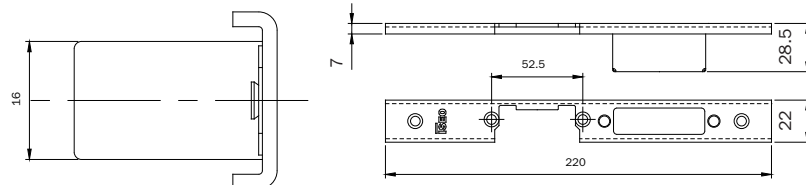
RIGHT-HAND striking plate for MULTIBLINDO **CENTRAL LOCK**.

U-front plate mm **220x22x7** in STAINLESS STEEL. Can be used with strikers series: 040890, 040900, 040910, 0400*0 and 0401*0. With caps and case.

033175 D 1 10 10



Full-size scale



LEFT-HAND striking plate for MULTIBLINDO **CENTRAL LOCK**.

U-front plate mm **220x22x7** in STAINLESS STEEL. Can be used with strikers series: 040890, 040900, 040910, 0400*0 and 0401*0. With caps and case.

033176 C 1 10 10

**Striking
plates
for multipoint
and mortice
locks**



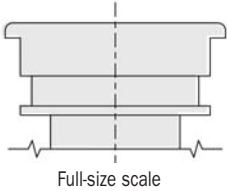


Code

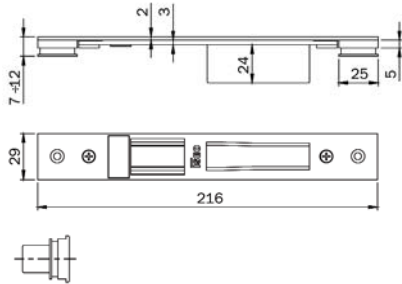
Multiple package Status

Min. ord.

Adjustable closed striking plates



Full-size scale



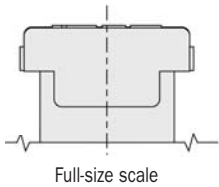
- ALCAN abithal Keeper Porta 53/60 / Abithal Keeper Porta 61/68 Abithal Porta / Winner Porta
- ALCOA fb 12 Blindato / Formula F40 Porta / Formula F40 Tl Porta Formula F50 Porta / Formula F50 Tl Porta / Formula F60 Tl Porta Plana 1 Anta / Plana 2 Ante
- ALLCO all.Co 5 Porta / All.Co 5 Tl Porta / Export 50 Porta Export 50 Tl Porta / Sicurblin 65
- ALNOR montreal Porta
- ALU-K alublindo / N 45 Porta / N 53 Porta / N 55 Tl Porta N 62 Tl Porta
- ALU-MEC synthesis 57 Porta / Synthesis 60Tl Porta
- ALUSUSSE elsec 2000 Porta 59 / Alesc 2000 Porta 69
- BODEGA extrablind 70
- DOMAL domal Break 52 Porta / Domal Break 70 Porta Domal Security Porta / Domal Shops Porta / Domal Stopper Pg Porta
- ESA blindal 60 Porta 1 Anta / Blindal 60 Porta 2 Ante Blindal 70 Porta 1 Anta / Blindal 70 Porta 2 Ante
- FRESIA global 48 Porta
- INDINVEST alpha 445 Porta 2 Ante
- METRA nc 45 International Porta / Nc 45 Superthermic Porta Nc 55 International Porta / Nc 68 Superthermic Porta Nuovo Nc 50 Porta / Superblindo
- NEW TEC new Tec 50 Porta Complanare New Tec 52 Tl Porta Complanare / New Tec 68 Tl Porta Complanare
- OCMA tc 60 Tl Porta / Sv 47 Porta 1 Anta / Sv 47 Porta 2 Ante Sv 62 Porta 1 Anta / Sv 62 Porta 2 Ante / Sv 62 Tl Porta 1 Anta Sv 62 Tl Porta 2 Ante
- PASSERINI ekip Blindo / Ekip Maastricht 53 Porta 1 Anta Ekip Maastricht 53 Porta 2 Ante / Ekip Maastricht Th 60 Porta 1 Anta Ekip Maastricht Th 60 Porta 2 Ante / Ekip Maastricht Th 68 Porta 1 Anta Ekip Maastricht Th 68 Porta 2 Ante / Ekip Thermo 53 Porta
- PROFILATI "Pe" "Eku 53" Porta "Pe" "Eku 64 Tl" Porta "Pe" "Eku 72 Tl" Porta
- SCHILCO royal 78 St Blindato / Royal S 50 N / Royal S 55 Tl Royal S 65 Tl
- WICONA I60A / L70A

ADJUSTABLE closed striking plate for CENTRAL LOCK

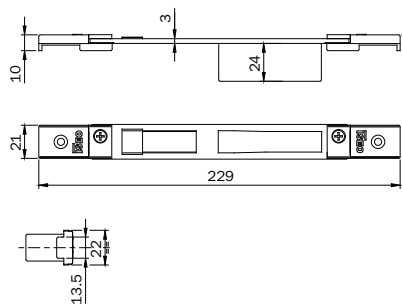
MULTIBLINDO, all versions, and series 78* - 79*.

Material: black-painted steel. Flat front plate 216x29 with vertical adjustment from mm 7 to 12 and horizontal adjustment ± mm 2.

0386001 A 10 - 10



Full-size scale



- ALCAN abithal Cristal / Abithal Keeper Porta C.E. / Winner Finestra
- ALCOA fb 12 Ga / Europa Ga / Fb 12 T.T. / R 35 Reversibile R 35 Sormonto
- ALLCO export 40 Finestra / Export 45 Tl Finestra / Export 50 Finestra Export 50 Tl Finestra / Final 40 Finestra / Sicurblin C.E.
- ALU-MEC synthesis 45 Finestra / Synthesis 57 Finestra Synthesis 60 Tl Finestra
- ALUSUSSE elsec 2000 Finestra 59 / Alesc 2000 Finestra 69
- BODEGA lga 50 / New Bt 60
- DOMAL domal Break 52 Finestra / Domal Break 70 Finestra Domal Stopper Pg Finestra
- EQUIPE sistema 8000 G.A. Finestra 1 Anta Sistema 8000 G.A. Finestra 2 Ante / Sistema 8000 Tl Finestra 1 Anta Sistema 8000 Tl Finestra 2 Ante
- ESA isola Porta
- ESEDRA ga 53 Porta / Tl 63 Porta / Tl 75 Porta
- INDINVEST gold 400 Complanare / Gold 400 Sormonto Gold 500 Complanare / Gold 500 Sormonto / Gold 600 Complanare Gold 600 Sormonto
- METRA nc 45 International Finestra / Nc 45 Superthermic Finestra Nc 55 International Finestra / Nc 68 Superthermic Finestra Nuovo Nc 40 Sorm. 2 Ante Con Riporto / Nuovo Nc 40 Sormonto 1 Anta
- MORELLI ima 8300
- OCMA tc 47 Finestra / Fo 55 Finestra / Fo 60 Tl Finestra
- PASSERINI ekip 40 Evoluzione 1 Anta / Ekip 40 Evoluzione 2 Ante Ekip 40 Sormonto 1 Anta / Ekip 40 Sormonto 2 Ante Ekip Maastricht 53 Finestra / Ekip Maastricht Th 60 Finestra Ekip Maastricht Th 68 Finestra
- PROFILATI "Pe" "Eku 53" Finestra / "Pe" "Eku 64 Tl" Finestra "Pe" "Eku 72 Tl" Finestra / Sistema 1 Pe 40 Comp./Est. 1 Anta Sistema 1 Pe 40 Sormonto 1 Anta / Sistema 1 Pe 50 Comp./Est. 1 Anta Sistema 1 Pe 50 Sormonto 1 Anta

ADJUSTABLE closed striking plate for CENTRAL LOCK

MULTIBLINDO, all versions, and series 78* - 79*.

Material: black-painted steel. Flat front plate 229x22 with vertical adjustment through threaded plates and horizontal adjustment ± mm 9.

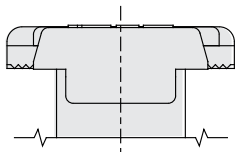
0386011 A 10 - 10



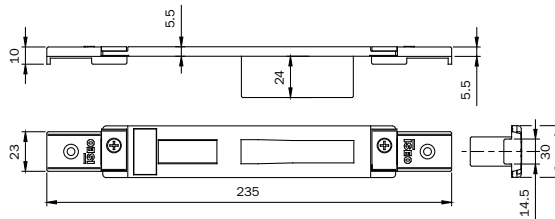
Code

Min. ord.
Multiple
package
Single
package
Status

Adjustable closed striking plates



Full-size scale



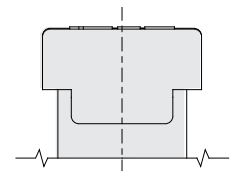
ALCOA alublind / R 40 Reversibile 1 Anta / R 40 Reversibile 2 Ante
R 40 Sormonto 1 Anta / R 40 Sormonto 2 Ante
R 50 Sormonto 1 Anta / R 50 Sormonto 2 Ante
R 50 Tt Sormonto 1 Anta / R 50 Tt Sormonto 2 Ante
R 60 Tt Complanare
ALLCO all.Co 5 Reversibile / All.Co 5 Sormonto / Ites P4 Sormonto
ALUK n 45 Reversibile
ESA giuntall Porta
FRESIA global 41 Complanare / Global 41 Sormonto
Global 48 Complanare / Global 48 Sormonto / Global 70 Taglio Termico
METRA nuovo Nc 50 Sormonto 1 Anta / Nuovo Nc 50 Sormonto 2 Ante
New Tecnew Tec 50 Porta Sormonto / New Tec 52 Tt Porta Sormonto
New Tec 60 Tt Porta Sormonto / New Tec 68 Tt Porta Sormonto
PASSERINI ekip 50 Sormonto 1 Anta / Ekip 50 Sormonto 2 Ante

ADJUSTABLE closed striking plate for CENTRAL LOCK

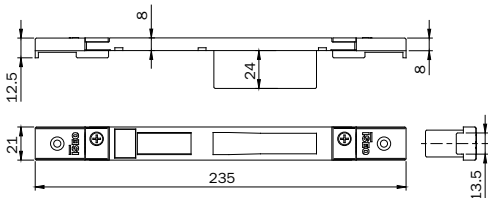
MULTIBLINDO, all versions, and series 78* - 79*.

Material: BLACK-painted steel. Flat front plate 235x30 with horizontal adjustment ± mm 9.

0386021 A 10 - 10



Full-size scale



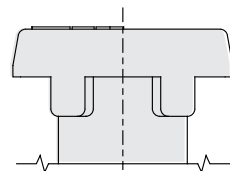
ALLCO all.Co 5 Complanare / Ites P4 Complanare
ALNOR blindo Block / Montreal G.A.
ALUK n 53 Complanare / N 55 Tt Complanare
ESA giuntall Complanare
INDINVEST alpha 255 Complanare / Alpha 370 Tt Complanare
Alpha 445 Finestra / Alpha 445 Porta 1 Anta
Alpha 658 Tt Complanare / Alpha Blitz 2000
Alpha Globo 45 / Alpha Globo 55
METRA nuovo Nc 40 Complanare / Nuovo Nc 40 Sormonto 2 Ante
Nuovo Nc 50 Complanare
PASSERINI ekip 40 Complanare 1 Anta / Ekip 40 Complanare 2 Ante
Ekip 50 Complanare 1 Anta / Ekip 50 Complanare 2 Ante
Ekip Thermo 53 Finestra 1 Anta / Ekip Thermo 53 Finestra 2 Ante
Ekip Thermo 58 Finestra 1 Anta / Ekip Thermo 58 Finestra 2 Ante
PROFILATI sistema 1 Pe 40 Comp./Est. 2 Ante
Sistema 1 Pe 40 Sormonto 2 Ante / Sistema 1 Pe 50 Comp./Est. 2 Ante
Sistema 1 Pe 50 Sormonto 2 Ante

ADJUSTABLE closed striking plate for CENTRAL LOCK

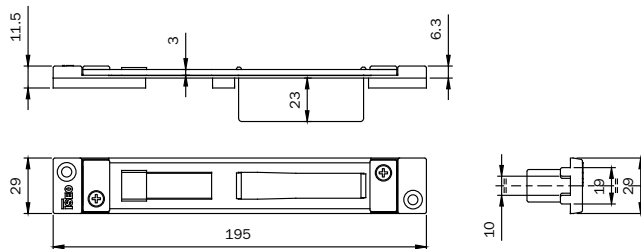
MULTIBLINDO, all versions, and series 78* - 79*.

Material: BLACK-painted steel. Flat front plate 235x21 with horizontal adjustment ± mm 9.

0386031 B 10 - 10



Full-size scale



ALCOA alublind / R 40 Reversibile 1 Anta / R 40 Reversibile 2 Ante
R 40 Sormonto 1 Anta / R 40 Sormonto 2 Ante
R 50 Sormonto 1 Anta / R 50 Sormonto 2 Ante
R 50 Tt Sormonto 1 Anta / R 50 Tt Sormonto 2 Ante
R 60 Tt Complanare

ADJUSTABLE closed striking plate for CENTRAL LOCK

MULTIBLINDO, all versions, and series 78* - 79*.

Material: BLACK-painted steel. Flat front plate 195x29 with horizontal adjustment ± mm 13.

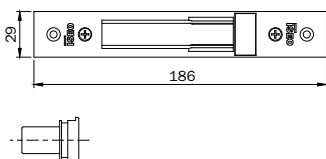
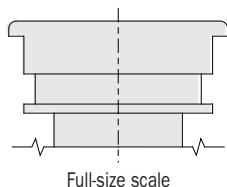
0386041 A 10 - 10



Code

Min. ord.
Multiple
package
Single
Status

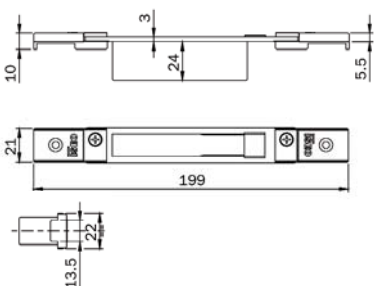
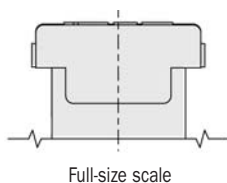
Adjustable closed striking plates



ADJUSTABLE closed striking plate for **LOCK**
WITH ONLY DEADBOLTS AND DEVIATORS MULTIBLINDO
series 78* - 96* - 98* 550 - 551 - 556 - 70* - 71* - 730*
731* - 736 - 737. Material: BLACK-painted steel. Flat front plate
186x29 with vertical adjustment mm 7 to 12
and horizontal adjustment \pm mm 2.

- ALCAN abithal Keeper Porta 53-60 / Abithal Keeper Porta 61-68
- Abithal Porta / Winner Porta
- ALCOA Ito 12 Blindato / Formula F40 Porta / Formula F40 Tl Porta
- Formula F50 Porta / Formula F50 Tl Porta / Formula F60 Tl Porta
- Plana 1 Anta / Plana 2 Ante
- ALLCO all Co 5 Porta / All.Co 5 Tl Porta / Export 50 Porta
- Export 50 Tl Porta / Sicurblin 65
- ALNOR montreal Porta
- ALL-K alubindo / N 45 Porta / N 53 Porta / N 55 Tl Porta
- N 62 Tl Porta
- ALU-MEC synthesis 57 Porta / Synthesis 60Tl Porta
- ALUSUSSE alesc 2000 Porta 59 / Alesc 2000 Porta 69
- BODEGA extrablind 70
- DOMAL domal Break 52 Porta / Domal Break 70 Porta
- Domal Security Porta / Domal Shaps Porta / Domal Stopper Pg Porta
- ESA blindal 60 Porta 1 Anta / Blindal 60 Porta 2 Ante
- Blindal 70 Porta 1 Anta / Blindal 70 Porta 2 Ante
- FRESIA global 48 Porta
- INDINVEST alpha 445 Porta 2 Ante
- METRA nc 45 International Porta / Nc 45 Superthermic Porta
- Nc 55 International Porta / Nc 68 Superthermic Porta
- Nuovo Nc 50 Porta / Superblindo
- NEW TEC new Tec 50 Porta Complanare
- New Tec 52 Tl Porta Complanare / New Tec 68 Tl Porta Complanare
- OCMAIc 60 Tl Porta / Sv 47 Porta 1 Anta / Sv 47 Porta 2 Ante
- Sv 62 Porta 1 Anta / Sv 62 Porta 2 Ante / Sv 62 Tl Porta 1 Anta
- Sv 62 Tl Porta 2 Ante
- PASSERINI ekip Blindo / Ekip Maastricht 53 Porta 1 Anta
- Ekip Maastricht 53 Porta 2 Ante / Ekip Maastricht Th 60 Porta 1 Anta
- Ekip Maastricht Th 60 Porta 2 Ante / Ekip Maastricht Th 68 Porta 1 Anta
- Ekip Maastricht Th 68 Porta 2 Ante / Ekip Thermo 53 Porta
- PROFILATI "Pe "Eku 53" Porta"
- "Pe "Eku 64 Tl" Porta"
- "Pe "Eku 72 Tl" Porta"
- SCHUCO royal 78 St Blindato / Royal S 50 N / Royal S 55 Tl
- Royal S 65 Tl
- WICONA 60A / L70A

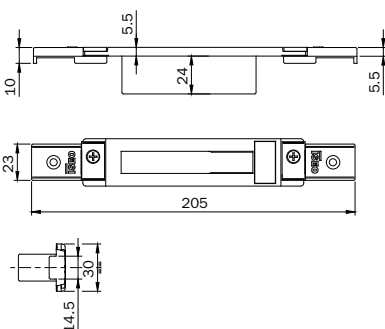
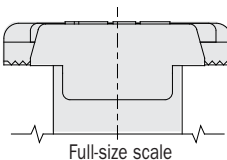
0387001 A 10 - 10



ADJUSTABLE closed striking plate for **LOCK**
WITH ONLY DEADBOLTS AND DEVIATORS MULTIBLINDO
series 78* - 96* 98* - 550 - 551 - 556 - 70* - 71* - 730*
731* - 736 - 737. Material: BLACK-painted steel. Flat front plate
199x22 with vertical adjustment through threaded plates
and horizontal adjustment \pm mm 9.

- ALCAN abithal Cristal / Abithal Keeper Porta C.E. / Winner Finestra
- ALCOA Ito 12 Ga / Europa Ga / Fb 12 T.T. / R 35 Reversible
- R 35 Sormonto
- ALLCO export 40 Finestra / Export 45 Tl Finestra / Export 50 Finestra
- Export 50 Tl Finestra / Final 40 Finestra / Sicurblin C.E.
- ALU-MEC synthesis 45 Finestra / Synthesis 57 Finestra
- Synthesis 60 Tl Finestra
- ALUSUSSE alesc 2000 Finestra 59 / Alesc 2000 Finestra 69
- BODEGA lga 50 / New Bt 60
- DOMAL domal Break 52 Finestra / Domal Break 70 Finestra
- Domal Stopper Pg Finestra
- EQUIPE sistema 8000 G.A. Finestra 1 Anta
- Sistema 8000 G.A. Finestra 2 Ante / Sistema 8000 Tl Finestra 1 Anta
- Sistema 8000 Tl Finestra 2 Ante
- ESA isola Porta
- ESDRA ga 83 Porta / Tl 63 Porta / Tl 75 Porta
- INDINVEST gold 400 Complanare / Gold 400 Sormonto
- Gold 500 Complanare / Gold 500 Sormonto / Gold 600 Complanare
- Gold 600 Sormonto
- METRA nc 45 International Finestra / Nc 45 Superthermic Finestra
- Nc 55 International Finestra / Nc 68 Superthermic Finestra
- Nuovo Nc 40 Sorm. 2 Ante Con Riporto / Nuovo Nc 40 Sormonto 1 Anta
- MORELLI ma 8300
- OCMA Ic 47 Finestra / Fc 55 Finestra / Fc 60 Tl Finestra
- PASSERINI ekip 40 Evoluzione 1 Anta / Ekip 40 Evoluzione 2 Ante
- Ekip 40 Sormonto 1 Anta / Ekip 40 Sormonto 2 Ante
- Ekip Maastricht 53 Finestra / Ekip Maastricht Th 60 Finestra
- Ekip Maastricht Th 68 Finestra
- PROFILATI "Pe "Eku 53" Finestra" / "Pe "Eku 64 Tl" Finestra"
- "Pe "Eku 72 Tl" Finestra" / Sistema 1 Pe 40 Comp./Est. 1 Anta
- Sistema 1 Pe 40 Sormonto 1 Anta / Sistema 1 Pe 50 Comp./Est. 1 Anta
- Sistema 1 Pe 50 Sormonto 1 Anta

0387011 A 10 - 10



ADJUSTABLE closed striking plate for **LOCK**
WITH ONLY DEADBOLTS AND DEVIATORS MULTIBLINDO
series 78* - 96* 98* - 550 - 551 - 556 - 70* - 71* - 730*
731* - 736 - 737. Material: BLACK-painted steel. Flat front plate **205x30**
with horizontal adjustment \pm mm 9.

- ALCOA alubind / R 40 Reversible 1 Anta / R 40 Reversible 2 Ante
- R 40 Sormonto 1 Anta / R 40 Sormonto 2 Ante
- R 50 Sormonto 1 Anta / R 50 Sormonto 2 Ante
- R 50 Tl Sormonto 1 Anta / R 50 Tl Sormonto 2 Ante
- R 60 Tl Complanare
- ALLCO all Co 5 Reversible / All.Co 5 Sormonto / Ites P4 Sormonto
- ALL-K n 45 Reversible
- ESA giuntall Porta
- FRESIA global 41 Complanare / Global 41 Sormonto
- Global 48 Complanare / Global 48 Sormonto / Global 70 Taglio Termico
- METRA nuovo Nc 50 Sormonto 1 Anta / Nuovo Nc 50 Sormonto 2 Ante
- New Tecnew Tec 50 Porta Sormonto / New Tec 52 Tl Porta Sormonto
- New Tec 60 Tl Porta Sormonto / New Tec 68 Tl Porta Sormonto
- PASSERINI ekip 50 Sormonto 1 Anta / Ekip 50 Sormonto 2 Ante

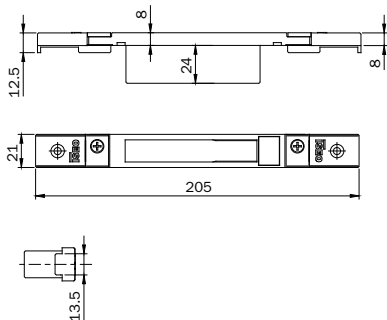
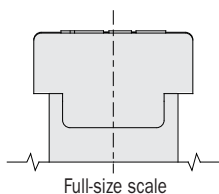
0387021 A 10 - 10



Code

Min. ord.
Multiple
package
Single
package
Status

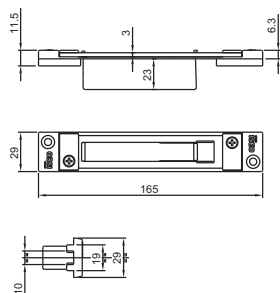
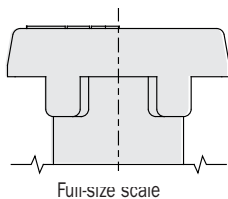
Adjustable closed striking plates



ALLCO all.Co 5 Complanare / Ites P4 Complanare
ALNOR blindo Block / Montreal G.A.
ALU-K n 53 Complanare / N 55 Tt Complanare
ESA giuntali Complanare
INDINVEST alpha 235 Complanare / Alpha 370 Tt Complanare
Alpha 445 Finestra / Alpha 445 Porta 1 Ante
Alpha 658 Tt Complanare / Alpha Blitz 2000
Alpha Globo 45 / Alpha Globo 55
METRA nuovo Nc 40 Complanare / Nuovo Nc 40 Sormonto 2 Ante
Nuovo Nc 50 Complanare
PASSERINI ekip 40 Complanare 1 Ante / Ekip 40 Complanare 2 Ante
Ekip 50 Complanare 1 Ante / Ekip 50 Complanare 2 Ante
Ekip Thermo 53 Finestra 1 Ante / Ekip Thermo 53 Finestra 2 Ante
Ekip Thermo 58 Finestra 1 Ante / Ekip Thermo 58 Finestra 2 Ante
PROFILATI sistema 1 Pe 40 Comp./Est. 2 Ante
Sistema 1 Pe 40 Sormonto 2 Ante / Sistema 1 Pe 50 Comp./Est. 2 Ante
Sistema 1 Pe 50 Sormonto 2 Ante

ADJUSTABLE closed striking plate for **LOCK**
WITH ONLY DEADBOLTS AND DEVIATORS MULTIBLINDO series 78* - 96* - 98*
550 - 551 - 556 - 70* - 71* - 730* - 731* - 736 - 737.
Material: BLACK-painted steel. Flat front plate **205x21**
with horizontal adjustment \pm mm 9.

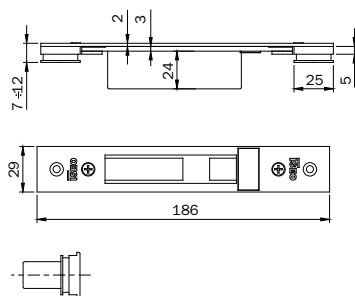
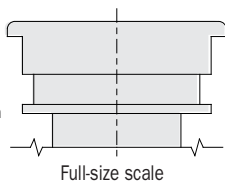
0387031 B 10 - 10



ALCOA alublind / R 40 Reversibile 1 Ante / R 40 Reversibile 2 Ante
R 40 Sormonto 1 Ante / R 40 Sormonto 2 Ante
R 50 Sormonto 1 Ante / R 50 Sormonto 2 Ante
R 50 Tt Sormonto 1 Ante / R 50 Tt Sormonto 2 Ante
R 60 Tt Complanare

ADJUSTABLE closed striking plate for **LOCK**
WITH ONLY DEADBOLTS AND DEVIATORS MULTIBLINDO series 78* - 96* - 98*
550 - 551 - 556 - 70* - 71* - 730* - 731* - 736 - 737.
Material: BLACK-painted steel. Flat front plate **165x29**
with horizontal adjustment \pm mm 13.

0387041 A 10 - 10



ALCAN abithal Keeper Porta 53/60 / Abithal Keeper Porta 61/68
Abithal Porta / Winner Porta
ALCOA fb 12 Blindato / Formula F40 Porta / Formula F40 Tt Porta
Formula F50 Porta / Formula F50 Tt Porta / Formula F60 Tt Porta
Plana 1 Ante / Plana 2 Ante
ALLCO all.Co 5 Porta / All.Co 5 Tt Porta / Export 50 Porta
Export 50 Tt Porta / Sicurbiln 65
ALNOR montreal Porta
ALU-K alublindo / N 45 Porta / N 53 Porta / N 55 Tt Porta / N 62 Tt
Porta
ALU-MEC synthesis 57 Porta / Synthesis 60Tt Porta
ALUSUSSE aisec 2000 Porta 59 / Aisec 2000 Porta 69
BODESA extrablind 70
DOMAL domal Break 52 Porta / Domal Break 70 Porta
Domal Security Porta / Domal Shops Porta / Domal Stopper Pg Porta
ESA blindal 60 Porta 1 Ante / Blindal 60 Porta 2 Ante
Blindal 70 Porta 1 Ante / Blindal 70 Porta 2 Ante
FRESIA global 48 Porta
INDINVEST alpha 445 Porta 2 Ante
METRA nc 45 International Porta / Nc 45 Superthermic Porta
Nc 55 International Porta / Nc 68 Superthermic Porta / Nuovo Nc 50
Porta / Superblindo
NEW TEC new Tec 50 Porta Complanare
New Tec 52 Tt Porta Complanare / New Tec 68 Tt Porta Complanare
ODMA Sv 47 / 62 / 62 Tt Porta 1 Ante / 2 Ante / FG 50 Tt Porta
PASSERINI ekip Blindo / Ekip Maastricht 53 Porta 1 Ante
Ekip Maastricht 53 Porta 2 Ante / Ekip Maastricht Th 60 Porta 1 Ante
Ekip Maastricht Th 60 Porta 2 Ante / Ekip Maastricht Th 68 Porta 1 Ante
Ekip Maastricht Th 68 Porta 2 Ante / Ekip Thermo 53 Porta
PROFILATI "Pe "Eku 53" Porta" / "Pe "Eku 64 Tt" Porta"
"Pe "Eku 72 Tt" Porta"
SCHÜCO royal 78 St Blindato / Royal S 50 N / Royal S 55 Tt
Royal S 65 Tt
WICONA L60A / L70A

ADJUSTABLE closed striking plate for **HOOK DEVIATORS**
MULTIBLINDO. Material: BLACK-painted steel. Flat front plate
186x29 with vertical adjustment from mm 7 to 12
horizontal adjustment \pm mm 2.

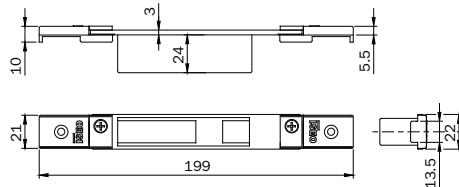
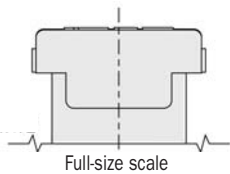
038710 B 10 - 1



Code

Min. ord.
Multiple
package
Single
package
Status

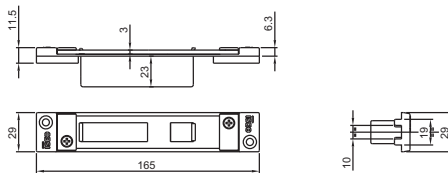
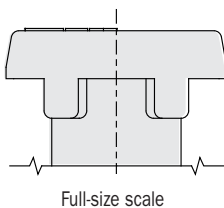
Adjustable closed striking plates



ALCAN abithal Cristal / Abithal Keeper Porta C.E. / Winner Finestra
ALCOA Rb 12 GA / Europa GA / Fb 12 Tt / R35 Reversibile
R35 Sormonto
ALICO support 40 / 45Tt / 50 / 50 Tt Finestra / Final 40 Finestra
Scrublin C.E.
ALU-MEC synthesis 45 / 57 / 60 Tt Finestra
ALUSUISSE alicse 2000 Finestra 59 / 69
BODEGA bga 50 / New Bt 60
DOMAL domal Break 52 / 70 Finestra
Domal Stopper Pg Finestra
EQUIPE sistema 8000 G.A. Finestra 1 Anta
Sistema 8000 G.A. Finestra 2 ante
ESA isola porta
ESEDRA g.a. 53 Porta / Tt 63 Porta / Tt 65 Porta
INDINVEST gold 400 Complanare / Gold 400 Sormonto / Gold 500
Complanare / Gold 500 Sormonto / Gold 600 Complanare / Gold 600
Sormonto
METRA nc 45 International Finestra / Nc 45 Superthermic Finestra
Nc 55 International Finestra / Nc 68 Superthermic Finestra / Nuovo Nc
40 Sormonto 2 Ante con Riporto / Nuovo Nc 40 Sormonto 1 Anta
Porta / Superblindo
MORELLI ma 8300
OCMA fc 47 Finestra / Fc 55 Finestra / Fc 60 Tt Finestra
PASSERINI Ekip 40 Evoluzione 1 Anta / Ekip 40 Sormonto 1 Anta
Ekip 40 Sormonto 2 Ante / Ekip Maastricht 53 Finestra / Ekip Maastricht
Th 60 Finestra / Ekip Maastricht Th 68 Finestra
PROFILATI Pe "Eku 53" Finestra / Pe "Eku 64 Tt" Finestra
"Pe" "Eku 72 Tt" Finestra / Sistema Pe 1 40 Comp./Est. 1 Anta
Sistema Pe 1 40 Sormonto 1 Anta / Sistema Pe 1 50 Comp./Est. 1 Anta
Sistema Pe 1 50 Sormonto 1 Anta

ADJUSTABLE closed striking plate for **HOOK DEVIATORS**
MULTIBLINDO. Material: BLACK-painted steel. Flat front plate
197x21 with vertical adjustment through threaded plates
and horizontal adjustment \pm mm 9.

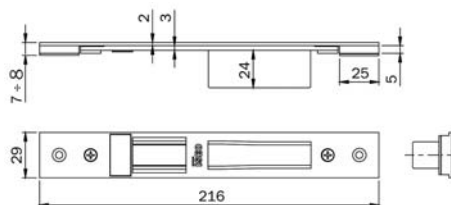
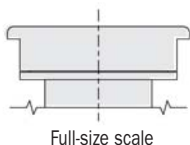
038711 B 10 - 1



ALCOA alublind / R 40 Reversibile 1 Anta / R 40 Reversibile 2 Anta
R 40 Sormonto 1 Anta / R 40 Sormonto 2 Anta
R 50 Sormonto 1 Anta / R 50 Sormonto 2 Anta
R 50 Tt Sormonto 1 Anta / R 50 Tt Sormonto 2 Anta
R 60 Tt Complanare

ADJUSTABLE closed striking plate for **HOOK DEVIATORS**
MULTIBLINDO. Material: BLACK-painted steel. Flat front plate
165x29 horizontal adjustment \pm mm 13.

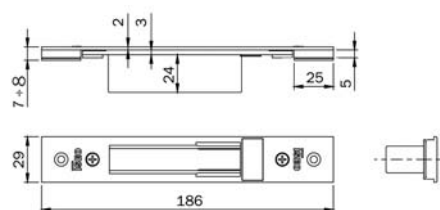
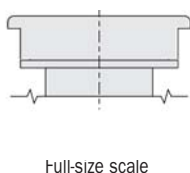
038712 B 10 - 1



ALUMAFEL

ADJUSTABLE closed striking plate for **CENTRAL LOCK** MULTIBLINDO,
for 78* - 79* series .Material: BLACK-painted steel. Flat front plate **216x29**
with vertical adjustment from mm 7 to 8 and horizontal adjustment \pm mm 1

0386002 D 10 -

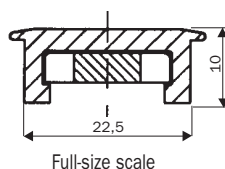
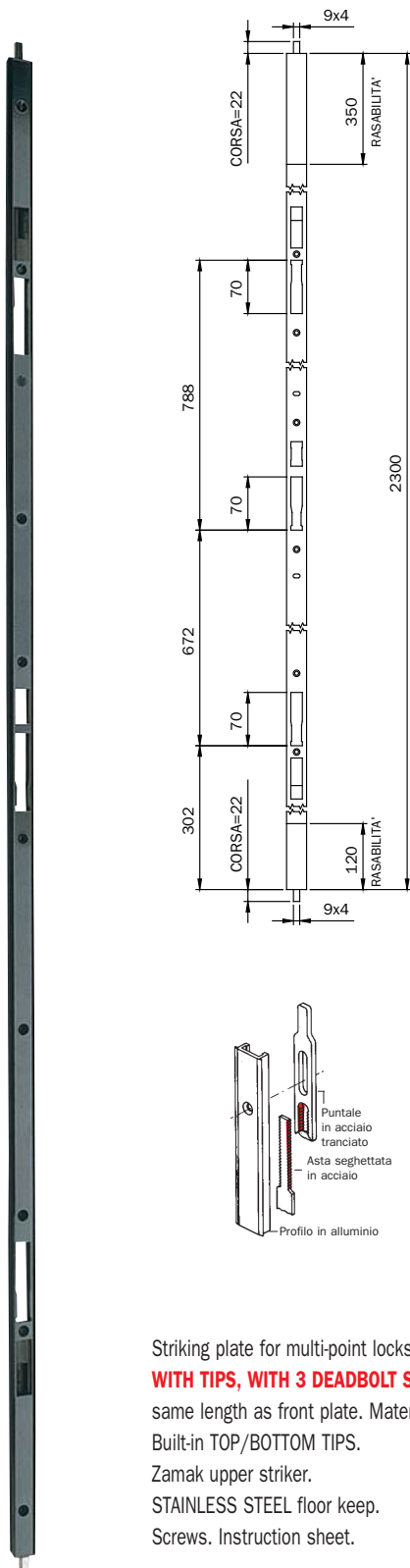


ALUMAFEL

ADJUSTABLE closed striking plate for **LOCK DEADBOLTS ONLY AND DEVIATORS** MULTIBLINDO
78* - 96* - 98* - 550 - 551 - 556 - 70* - 71* - 730* - 731* - 736 - 737 series.
Material: BLACK-painted steel. Flat front plate **186x29** with vertical adjustment from mm 7 a 12
and horizontal adjustmen \pm mm 2.

0387002 D 10 - 1

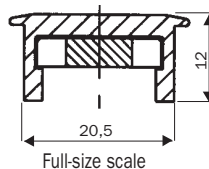
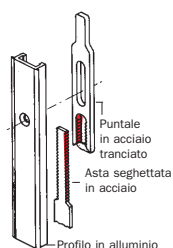
For multi point locks



- ALCAN: WINNER PORTA
- ALL.CO: ALL.CO 5 PORTA
ALL.CO 5 TT PORTA
SICURBLIN 65
- FINAL: EXPORT 50 PORTA
- ALNOR: MONTREAL PORTA
- ALU. K: ALUBLINDO
N 45 PORTA
N 53 PORTA
- ALU-MEC: SYNTHESIS 57 PORTA
SYNTHESIS 60TT PORTA
- DOMAL: DOMAL SECURITY
DOMAL STOPPER PG PORTA
- METRA: NC 45 INTERNATIONAL PORTA
NC 55 INTERNATIONAL PORTA
NC 68 SUPERHERMIC PORTA
NUOVO NC 50 PORTA
SUPERBLINDO
- SCHÜCO: ROYAL 78 ST BLINDATO
- PASSERINI: EKIP THERMO 53 PORTA

Black-painted
aluminium
22,5X10 mm

038070 C 1 - 1



- ALCAN: HABITAT PORTA
- ALCOA: F40 PORTA
F40 TT PORTA
F50 PORTA
F50 TT PORTA
F60 TT PORTA
- ALUSUISSE: ALSEC 2000 PORTA 59
ALSEC 2000 PORTA 69
- BODEGA: EXTRABLIND 70
- DOMAL: DOMAL BREAK 52 PORTA
DOMAL BREAK 70 PORTA
DOMAL SHOPS
- NEW-TEC: NEW-TEC 52 PORTA COMP.
NEW-TEC 68 PORTA COMP.
- OCMA: SV 47 PORTA 1 ANTA
SV 62 PORTA 1 ANTA
SV 62 TT PORTA

Black-painted
aluminium
20,5X12 mm

038071 D 1 - 1

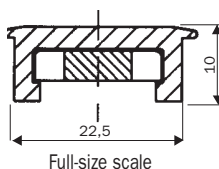
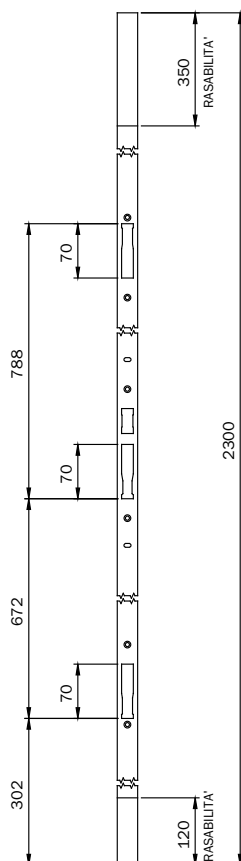
Striking plate for multi-point locks, **FOR TWO-WINGED DOORS WITH TIPS, WITH 3 DEADBOLT SEATS,** same length as front plate. Material: BLACK-painted ALUMINIUM
Built-in TOP/BOTTOM TIPS.
Zamak upper striker.
STAINLESS STEEL floor keep.
Screws. Instruction sheet.



Code

Min. ord.
Multiple
package
Single
package
Status

For multi point locks

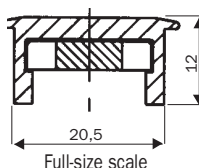


Full-size scale

- ALCAN: WINNER PORTA
- ALL.CO: ALL.CO 5 PORTA
ALL.CO 5 TT PORTA
SICURBLIN 65
- FINAL: EXPORT 50 PORTA
- ALNOR: MONTREAL PORTA
- ALU. K: ALUBLINDO
N 45 PORTA
N 53 PORTA
- ALU-MEC: SYNTHESIS 57 PORTA
SYNTHESIS 60TT PORTA
- DOMAL: DOMAL SECURITY
DOMAL STOPPER PG PORTA
- METRA: NC 45 INTERNATIONAL PORTA
NC 55 INTERNATIONAL PORTA
NC 68 SUPER THERMIC PORTA
NUOVO NC 50 PORTA
SUPERBLINDO
- SCHÜCO: ROYAL 78 ST BLINDATO
- PASSERINI: EKIP THERMO 53 PORTA

Black-painted
aluminium
22,5X10 mm

038072 D 1 - 1

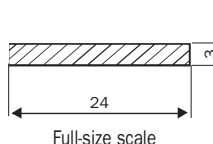


Full-size scale

- ALCAN: HABITAT PORTA
- ALCOA: F40 PORTA
F40 TT PORTA
F50 PORTA
F50 TT PORTA
F60 TT PORTA
- ALUSUISSE: ALSEC 2000 PORTA 59
ALSEC 2000 PORTA 69
- BODEGA: EXTRABLIND 70
- DOMAL: DOMAL BREAK 52 PORTA
DOMAL BREAK 70 PORTA
DOMAL SHOPS
- NEW-TEC: NEW-TEC 52 PORTA COMP.
NEW-TEC 68 PORTA COMP.
- OCMA: SV 47 PORTA 1 ANTA
SV 62 PORTA 1 ANTA
SV 62 TT PORTA

Black-painted
aluminium
20,5X12 mm

038073 D 1 - 1



Full-size scale

- ALCOA: FB12 GA / FB 12 TT
SE GA / GR9
- ALL.CO: VZ 400 / VZ 500
- ALNOR: 400 / 500
- ALU-MEC: ELEGANT
- BODEGA: 40 / 50 / 900
- DOMAL: DOMAL BREAK 52 FINESTRA
DOMAL BREAK 70 FINESTRA
DOMAL STOPPER PG FIN.
- ESA: BLINDAL 60
- FINAL: EXPORT 50
EXPORT 50 TT
- ITES: EXPORT 40
- METRA: NC 40 / NC 50 B
NC 45 INTERNATIONAL FIN.
NC 55 INTERNATIONAL FIN.
NUOVO NC 50 PORTA
SUPERBLINDO
- PASSERINI: EKIP 40 S / EKIP TT
TGP 40 / TGP 50

Black-painted
aluminium
24X3 mm



038074 C 1 - 1

Striking plate for multi-point locks, same length as front plate.

**FOR 1-WINGED DOORS WITHOUT TIPS,
WITH 3 DEADBOLT SEATS.**

Black-painted. Screws. Instruction sheet.



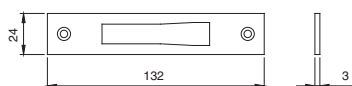
Code

Min. ord.
Multiple
package
Single
package
Status

In steel for metal frames



Full-size scale



Striking plate for European-cylinder frames and double-bit rail frames
In **STAINLESS STEEL 132x24x3.**

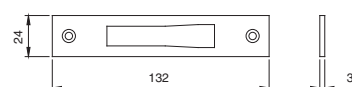
For locks with **DEADBOLT, HOOK AND DEVIATORS ONLY**
for aluminium frames series 78* - 96*

ALCOA Fb 12 Blindato
Fb 12 Trad./Revamping
Gr 9
Plana 1 Anta
ESA Blindal 60 Porta 1 Anta
Blindal 60 Porta 2 Anta
ESA Blindal 70 Porta 1 Anta
Blindal 70 Porta 2 Anta
SCHLICO Royal S 50 N
Royal S 55 Tt
Royal S 65 Tt

038020 A 10 - 10



Full-size scale



Striking plate for European-cylinder frames and double-bit
rail frames In zinc-plated steel **132x24x3.**

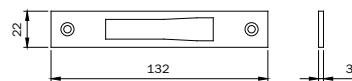
For locks with **DEADBOLT, HOOK AND DEVIATORS ONLY**
for aluminium frames series 78* - 96*

Alcan Abithal Cristal / Abithal Keeper Porta C.E.
Winner Finestra
Alcoa Fb 12 Ga / Europa Ga / Fb 12 T.T. / R 35 Reversible
R 35 Sormento
All.Co Export 40 Finestra / Export 50 Finestra
Export 50 Tt Finestra / Final 40 Finestra / Sicurlin C.E.
Alu-mec Synthesis 45 Finestra / Synthesis 57 Finestra
Synthesis 60 Tt Finestra
Alusuisse Alsec 2000 Finestra 59 / Alsec 2000 Finestra 69
Bodega Bga 50 / New Bt 60
Domal Domal Break 52 Finestra / Domal Break 70 Finestra
Domal Stopper Pg Finestra
Equepe Sistema 8000 G.A. Finestra 1 Anta
Sistema 8000 G.A. Finestra 2 Anta
Esa Isola Porta
Esedra Ga 53 Porta / Ga 53 Porta / Tt 63 Porta / Tt 63 Porta
Tt 75 Porta / Tt 75 Porta
Indinvest Gold 400 Complanare / Gold 400 Sormento
Gold 500 Complanare / Gold 500 Sormento
Gold 600 Complanare / Gold 600 Sormento
Metra Nc 45 International Finestra / Nc 45 Superthermic
Finestra
Nc 55 International Finestra / Nc 68 Superthermic Finestra
Morelli Ma 8300
Ocma Fc 47 Finestra / Fc 55 Finestra / Fc 60 Tt Finestra
Passerini Ekip 40 Evoluzione 2 Ante / Ekip 40 Sormento 2 Ante
Ekip 50 Sormento 2 Ante / Ekip Maastricht 53 Finestra
Ekip Maastricht Th 60 Finestra / Ekip Maastricht Th 68 Finestra
Profilati "Pe "Eku 53" Finestra / "Pe "Eku 64 Tt" Finestra
"Pe "Eku 72 Tt" Finestra"

038022 B 10 - 10



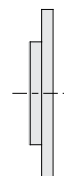
Full-size scale



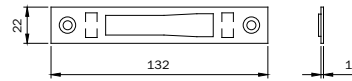
Striking plate for European-cylinder frames and double-bit
rail frames In **STAINLESS STEEL 133x22x3.**

For locks with **DEADBOLT, HOOK AND DEVIATORS ONLY**
for aluminium frames series 78* - 96*

038021 B 10 - 10



Full-size scale



Striking plate for European-cylinder frames and double-bit
rail frames. In **STAINLESS STEEL 132x22x1,5.**

For locks with **DEADBOLT, HOOK AND DEVIATORS ONLY**
for aluminium frames series 78* - 96*

Alcan Abithal Cristal / Abithal Keeper Porta C.E.
Winner Finestra
Alcoa Fb 12 Ga / Europa Ga / Fb 12 T.T. / R 35 Reversible
R 35 Sormento
All.Co Export 40 Finestra / Export 50 Finestra
Export 50 Tt Finestra / Final 40 Finestra / Sicurlin C.E.
Alu-mec Synthesis 45 Finestra / Synthesis 57 Finestra
Synthesis 60 Tt Finestra
Alusuisse Alsec 2000 Finestra 59 / Alsec 2000 Finestra 69
Bodega Bga 50 / New Bt 60
Domal Domal Break 52 Finestra / Domal Break 70 Finestra
Domal Stopper Pg Finestra
Equepe Sistema 8000 G.A. Finestra 1 Anta
Sistema 8000 G.A. Finestra 2 Anta
Esa Isola Porta
Esedra Ga 53 Porta / Ga 53 Porta / Tt 63 Porta / Tt 63 Porta
Tt 75 Porta / Tt 75 Porta
Indinvest Gold 400 Complanare / Gold 400 Sormento
Gold 500 Complanare / Gold 500 Sormento
Gold 600 Complanare / Gold 600 Sormento
Metra Nc 45 International Finestra / Nc 45 Superthermic
Finestra
Nc 55 International Finestra / Nc 68 Superthermic Finestra
Morelli Ma 8300
Ocma Fc 47 Finestra / Fc 55 Finestra / Fc 60 Tt Finestra
Passerini Ekip 40 Evoluzione 2 Ante / Ekip 40 Sormento 2 Ante
Ekip 50 Sormento 2 Ante / Ekip Maastricht 53 Finestra
Ekip Maastricht Th 60 Finestra / Ekip Maastricht Th 68 Finestra
Profilati "Pe "Eku 53" Finestra / "Pe "Eku 64 Tt" Finestra
"Pe "Eku 72 Tt" Finestra"

038025 B 10 - 10



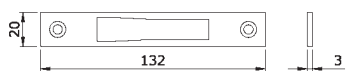
Code

Status
Single package
Multiple package
Min. ord.

In steel for metal frames



Full-size scale



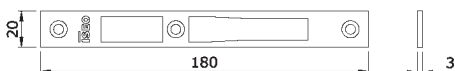
METRA PARETI MOBILI

Striking plate for frames and rail frames.
In STAINLESS STEEL **132x20x3** for series 77* - 78* - 96*
ONLY DEADBOLT, HOOK AND DEVIATORS

038027 D 1 10 10



Full-size scale



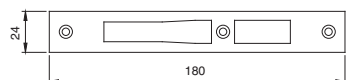
METRA PARETI MOBILI

Striking plate for frames and rail frames.
In STAINLESS STEEL **180x20x3** for series 77* - 78*
with **DEADBOLT, LATCHBOLT/ROLLER** and electric locks with handle
FOR SERIES 96* WITH DEADBOLT AND LATCHBOLT

038028 D 1 10 10



Full-size scale



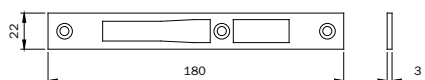
ALCOA Fb 12 Blindato
Fb 12 Trad./Revamping
Gr 9
Plana 1 Anta
ESA Blindal 60 Porta 1 Anta
Blindal 60 Porta 2 Anta
ESA Blindal 70 Porta 1 Anta
Blindal 70 Porta 2 Anta
SCHUCO Royal S 50 N
Royal S 55 Tt
Royal S 65 Tt

Striking plate for European-cylinder frames and double-bit rail frames
STAINLESS STEEL **180x24x3**. For aluminium frames series
77* - 78* with **DEADBOLT, LATCHBOLT/ROLLER** and electric locks
with handle **FOR SERIES 96* WITH DEADBOLT AND LATCHBOLT**

038030 A 10 - 10



Full-size scale



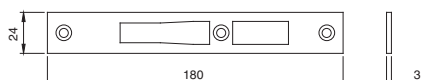
Alcan Abithal Cristal / Abithal Keeper Porta C.E.
Winner Finestra
Alcoa Fb 12 Ga / Europa Ga / Fb 12 T.T. / R 35 Reversibile
R 35 Sormonto
All.Co Export 40 Finestra / Export 50 Finestra
Export 50 Tt Finestra / Final 40 Finestra / Scutblin C.E.
Alu-mec Synthesis 45 Finestra / Synthesis 57 Finestra
Synthesis 60 Tt Finestra
Alusuisse Alsec 2000 Finestra 59 / Alsec 2000 Finestra 69
Bologna Oga 50 / New Bt 60
Domal Domal Break 52 Finestra / Domal Break 70 Finestra
Domal Stopper Pg Finestra
Equippe Sistema 8000 G.A. Finestra 1 Anta
Sistema 8000 G.A. Finestra 2 Anta
Esa Isola Porta
Esedra Ga 53 Porta / Ga 53 Porta / Tt 63 Porta / Tt 63 Porta
Tt 75 Porta / Tt 75 Porta
Indinvest Gold 400 Complanare / Gold 400 Sormonto
Gold 500 Complanare / Gold 500 Sormonto
Gold 600 Complanare / Gold 600 Sormonto
Metra No 45 International Finestra / No 45 Superthermic
Finestra
Nc 55 International Finestra / Nc 68 Superthermic Finestra
Morelli Ma 8300
Ocma Fc 47 Finestra / Fc 55 Finestra / Fc 60 Tt Finestra
Passerini Ekip 40 Evoluzione 2 Ante / Ekip 40 Sormonto 2 Ante
Ekip 50 Sormonto 2 Ante / Ekip Maastricht 53 Finestra
Ekip Maastricht Th 60 Finestra / Ekip Maastricht Th 68 Finestra
Profilati "Pe" "Eku 53" Finestra / "Pe" "Eku 64 Tt" Finestra
"Pe" "Eku 72 Tt" Finestra

Striking plate for European-cylinder frames and double-bit rail frames
STAINLESS STEEL **180x22x3**. For aluminium frames series 77*
78* with **DEADBOLT, LATCHBOLT/ROLLER** and electric locks with
handle **FOR SERIES 96* WITH DEADBOLT AND LATCHBOLT**

038031 B 10 - 10



Full-size scale



ALCOA Fb 12 Blindato
Fb 12 Trad./Revamping
Gr 9
Plana 1 Anta
ESA Blindal 60 Porta 1 Anta
Blindal 60 Porta 2 Anta
ESA blindal 70 Porta 1 Anta
Blindal 70 Porta 2 Anta
SCHUCO royal S 50 N
Royal S 55 Tt
Royal S 65 Tt

Striking plate for European cylinder frames.
In stainless steel **180x24x3**. For **LATCHBOLT AND HOOK LOCKS**
for aluminium frames series 77* - 78*

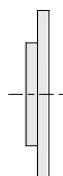
038033 C 10 - 10



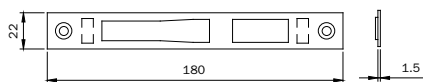
Code

Min. ord.
Multiple
package
Single
package
Status

In steel for metal frames



Full-size scale



Alcan Abithal Cristal / Abithal Keeper Porta C.E.
Winner Finestra
Alcoa Fb 12 Ga / Europa Ga / Fb 12 T.T. / R 35 Reversibile
R 35 Sormonto
All.Co Export 40 Finestra / Export 50 Finestra
Export 50 Tl Finestra / Final 40 Finestra / Scurlin C.E.
Alu-mec Synthesis 45 Finestra / Synthesis 57 Finestra
Synthesis 60 Tl Finestra
Alusuisse Alsec 2000 Finestra 59 / Alsec 2000 Finestra 69
Bodega Bga 50 / New Bt 60
Domal Domal Break 52 Finestra / Domal Break 70 Finestra
Domal Stopper Pg Finestra
Equipe Sistema 8000 G.A. Finestra 1 Anta
Sistema 8000 G.A. Finestra 2 Ante
Esa Isola Porta
Esedra Ga 53 Porta / Ga 53 Porta / Tl 63 Porta / Tl 63 Porta
Tl 75 Porta / Tl 75 Porta
Indinvest Gold 400 Complanare / Gold 400 Sormonto
Gold 500 Complanare / Gold 500 Sormonto
Gold 600 Complanare / Gold 600 Sormonto
Metra Nc 45 International Finestra / Nc 45 Superthermic Finestra
Nc 55 International Finestra / Nc 68 Superthermic Finestra
Morelli Ma 8300
Ocma Fc 47 Finestra / Fc 55 Finestra / Fc 60 Tl Finestra
Passerini Ekip 40 Evoluzione 2 Ante / Ekip 40 Sormonto 2 Ante
Ekip 50 Sormonto 2 Ante / Ekip Maastricht 53 Finestra
Ekip Maastricht Th 60 Finestra / Ekip Maastricht Th 68 Finestra
Profilati "Pe "Eku 53" Finestra / "Pe "Eku 64 Tl" Finestra
"Pe "Eku 72 Tl" Finestra"

ADJUSTABLE striking plate for European cylinder frames and double-bit rail frames. **STAINLESS STEEL 180x22x1,5**. For aluminium frame series 77*-78* For locks with **DEADBOLT AND LATCHBOLT/ROLLER** and electric lock with handle. **FOR SERIES 96* WITH DEADBOLT AND LATCHBOLT.**

038035 B 10 - 10



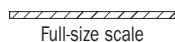
Full-size scale



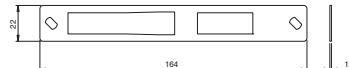
Alcan Abithal Cristal / Abithal Keeper Porta C.E.
Winner Finestra
Alcoa Fb 12 Ga / Europa Ga / Fb 12 T.T. / R 35 Reversibile
R 35 Sormonto
All.Co Export 40 Finestra / Export 50 Finestra
Export 50 Tl Finestra / Final 40 Finestra / Scurlin C.E.
Alu-mec Synthesis 45 Finestra / Synthesis 57 Finestra
Synthesis 60 Tl Finestra
Alusuisse Alsec 2000 Finestra 59 / Alsec 2000 Finestra 69
Bodega Bga 50 / New Bt 60
Domal Domal Break 52 Finestra / Domal Break 70 Finestra
Domal Stopper Pg Finestra
Equipe Sistema 8000 G.A. Finestra 1 Anta
Sistema 8000 G.A. Finestra 2 Ante
Esa Isola Porta
Esedra Ga 53 Porta / Ga 53 Porta / Tl 63 Porta / Tl 63 Porta
Tl 75 Porta / Tl 75 Porta
Indinvest Gold 400 Complanare / Gold 400 Sormonto
Gold 500 Complanare / Gold 500 Sormonto
Gold 600 Complanare / Gold 600 Sormonto
Metra Nc 45 International Finestra / Nc 45 Superthermic
Finestra
Nc 55 International Finestra / Nc 68 Superthermic Finestra
Morelli Ma 8300
Ocma Fc 47 Finestra / Fc 55 Finestra / Fc 60 Tl Finestra
Passerini Ekip 40 Evoluzione 2 Ante / Ekip 40 Sormonto 2 Ante
Ekip 50 Sormonto 2 Ante / Ekip Maastricht 53 Finestra
Ekip Maastricht Th 60 Finestra / Ekip Maastricht Th 68 Finestra
Profilati "Pe "Eku 53" Finestra / "Pe "Eku 64 Tl" Finestra
"Pe "Eku 72 Tl" Finestra"

ADJUSTABLE striking plate for European cylinder frames and double-bit rail frames **STAINLESS STEEL 180x22x3**. For aluminium frames series 77*- 78* with **DEADBOLT, LATCHBOLT/ROLLER** and electric locks with handle **FOR SERIES 96* WITH DEADBOLT AND LATCHBOLT**

038106 B 10 - 10

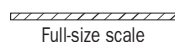


Full-size scale

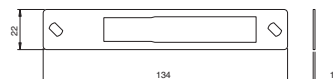


ADJUSTABLE striking plate for European cylinder frames. **STAINLESS STEEL 164x22x1**. For locks with **DEADBOLT AND LATCHBOLT** for aluminium frames series 78* - 79*

038032 C 10 - 10



Full-size scale



ADJUSTABLE striking plate for European cylinder frames and double-bit rail frames. **STAINLESS STEEL 134x22x1**. For locks with **DEADBOLT AND DEVIATORS ONLY** for aluminium frames series 79* - 96* - 98*

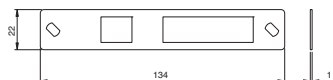

038034 D 10 - 10



Code

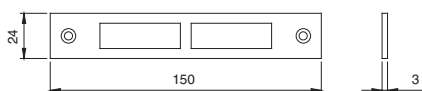
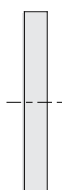
Min. ord.
Multiple
package
Single
package
Status

In steel
for metal frames



ADJUSTABLE closed striking plate **FOR HOOK DEVIATORS**
STAINLESS STEEL **134x22x1**. for aluminium frames 79*-

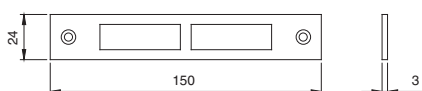
038036 D 10 - 10



Striking plate for mechanical double-bit rail frames.
STAINLESS STEEL **150x24x3**. For **DEADBOLT AND LATCHBOLTLOCKS** for aluminium frames series 981* - 983*

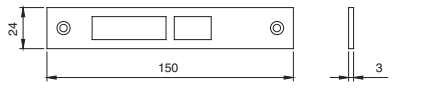
ALCOA: FB 12 GA / FB 12 TT
SE GA / GR9
ALLCO: VZ 400 / 500
ALNOR: 400 / 500
ALU-MEC: Elegant
BODEGA: BO 40 / 50 / 900
ESA: Blindal 60 / 70
NT 40 G / 50 G
DOMAL: Domal Stopper PG fin.
Domal Break 52 / 70 finestra
Domal 40 sormonto 1 anta
METRA: NC 40 / NC 50 B
NC 45 / 55 international finestra
PASSERINI: TGP 40 / TGP 50
Ekip 40 / 50 sormonto 2 ante
PANDOLFO SCHUCCO:
Royal S 50 / Royal S 55 TT
Royal S 65 T

038050 D 10 - 10



Striking plate for double-bit rail frames with **DEADBOLT AND LATCHBOLT**. **150x24x3**. Zinc-plated steel. For locks series 981 - 983

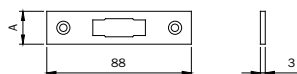
038080 A 10 - 10



Striking plate for double-bit rail frames electric locks.
STAINLESS STEEL **150x24x3**. For **ELECTRIC LOCKS** for aluminium frames series 981* - 983*

ALCOA: FB 12 GA / FB 12 TT
SE GA / GR9
ALLCO: VZ 400 / 500
ALNOR: 400 / 500
ALU-MEC: Elegant
BODEGA: BO 40 / 50 / 900
ESA: Blindal 60 / 70
NT 40 G / 50 G
DOMAL: Domal Stopper PG fin.
Domal Break 52 / 70 finestra
Domal 40 sormonto 1 anta
METRA: NC 40 / NC 50 B
NC 45 / 55 international finestra
PASSERINI: TGP 40 / TGP 50
Ekip 40 / 50 sormonto 2 ante
PANDOLFO SCHUCCO:
Royal S 50 / Royal S 55 TT
Royal S 65 T

038060 D 10 - 10



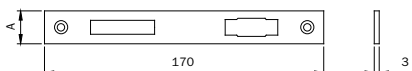
Striking plate for oval-cylinder frames.
For LOCKS with **LATCHBOLT OR ROLLER ONLY** 762 - 764

CHROME-PLATED steel 88x16x3

033003 B 10 - 10

CHROME-PLATED steel 88x20x3.

033004 B 10 - 10



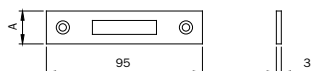
Striking plate for oval-cylinder frames.
For locks with **LATCHBOLT AND DEADBOLT OR ROLLER** only 750 - 751 - 752 - 753

CHROME-PLATED steel 170x16x3.

033013 C 10 - 10

CHROME-PLATED steel 170x20x3.

033014 B 10 - 10



Striking plate for oval-cylinder frames.
For LOCKS with **DEADBOLT ONLY** series 758 - 759 - 760 - 761

CHROME-PLATED steel 95x16x3

033033 D 10 - 10

CHROME-PLATED steel 95x20x3.

033034 B 10 - 10

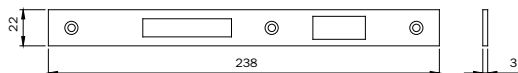


Code

Status
Single
package

Min. ord.

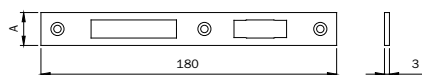
**In steel
for metal frames**



Striking plate for European cylinder frames.

For locks with **DEADBOLT AND LATCHBOLT** series 741 - 743 - 745

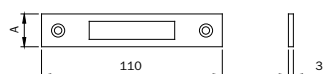
STAINLESS STEEL 238x22x3	033080	B	10	-	10
CHROME-PLATED steel 238x22x3	033083	B	10	-	10
GOLD-PAINTED steel 238x22x3	033086	D	10	-	10



Striking plate for oval-cylinder frames. In chrome-plated steel 180x16x3.

For locks with **LATCHBOLT AND DEADBOLT OR ROLLER** only 754 - 755 - 756 - 757

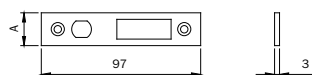
CHROME-plated steel 180x16x3	033091	D	10	-	10
CORROSION-RESISTANT CHROME-plated brass 180x16x3	033091.9	D	10	-	10
CHROME-plated steel 180x20x3	033092	D	10	-	10
CORROSION-RESISTANT chrome-plated brass 180x20x3	033092.9	D	10	-	10



Striking plate for oval-cylinder frames.

For locks with **DEADBOLT ONLY** series 766 - 767

CHROME-plated steel 110x16x3	033093	D	10	-	10
CORROSION-RESISTANT CHROME-plated brass 110x16x3	033093.9	D	10	-	10
CHROME-plated steel 110x20x3	033094	D	10	-	10
CORROSION-RESISTANT chrome-plated brass 110x20x3	033094.9	D	10	-	10



Striking plate for oval-cylinder frames.

For **HOOK** locks series 768 - 769

CHROME-plated steel 97x20x3	033095	D	10	-	10
CORROSION-RESISTANT chrome-plated brass 97x16x3	033095.9	D	10	-	10



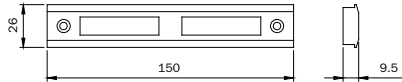
Code

Min. ord.
Multiple
package
Single
package
Status

**In aluminium
for metal frames**



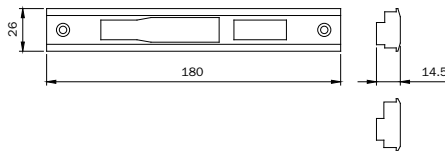
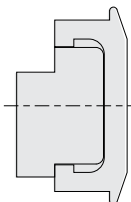
Full-size scale



ALCOA:
R 50 / R 50TT
ALL.CO:
All.co 5 TT porta
Sicurlin 65
Export 50 TT porta
DOMAL:
Domal Break 52 / 70 porta
INDINVEST:
Alpha 445 porta
METRA:
NC 40 sormonto 2 ante
NC 45 / 55 /68 superthermic porta

Striking plates for oval cylinder frames.
In black anodised ALUMINIUM. For **LOCKS**
series 750 - 751 - 752 - 753. **UNTIL EXHAUSTION**

033152 D 10 - 10

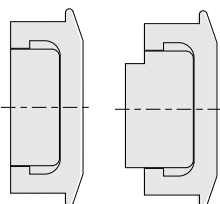


ALU-K: N45 reversibile
METRA: Nuovo NC 50 porta
PASSERINI:
Ekip Thermo 53 fin. 1 anta

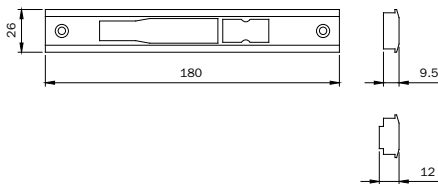
Striking plate for European cylinder frames and double-bit rail frames
In black anodised ALUMINIUM. For **LOCKS**
WITH DEADBOLT AND ROLLER series 78* - 96* - 98*
UNTIL EXHAUSTION

038111 D 10 - 10

Full-size scale



Full-size scale



ALCAN: Winner porta
ALCOA: R50/R50TT sorm. 1/2 a.
ALL.CO: All.co 5 porta
All.co 5 TT porta / Sicurlin 65
ALNOR: Montreal porta
ALU-K:
N45 / N63 / N65 TT / 62 TT porta
N63 / N66 TT complanare
Alublindo
ALU-MEC:
Synthesis 57 / 60 TT porta
ALUSUISSE:
Aisec 2000 porta 59
DOMAL:
Domal stopper PG porta
Domal break 52 porta
Domal Security porta
ESA: Giuntall porta
FINAL: Export 50/50 TT porta
INDINVEST:
Alpha 445 porta 2 ante
METRA: Nuovo NC 50 porta
Nuovo NC 40 sormonto 2 ante
Nuovo NC 40/NC 50 complanare
NC 45 / 55 international porta
NC 45 / 68 superthermic porta
Superblindo
NEW-TEC: 50/52/60 porta comp.
50 / 52 TT / 68 TT porta sormonto
PANDOLFO SCHUCO:
Royal 78 ST Blindato
PASSERINI:
Ekip Thermo 53 finestra 2 ante
Ekip Thermo 53 porta
Profital: Sistema 1 sorm. 2 ante
Sistema 1 compl. 2 ante

solo per 981-983
ALCOA:
R50 reversibile 1/2 ante
ALL.CO: All.co 5
ALU-K: N45 complanare

European cylinder striking plate for electric locks for frames
and double-bit rail frames. In black-anodized ALUMINIUM
For **ELECTRIC LOCKS**
series 791 - 793 - 981 - 983.
UNTIL EXHAUSTION

038122 D 10 - 10

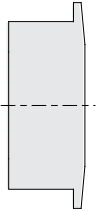


Code

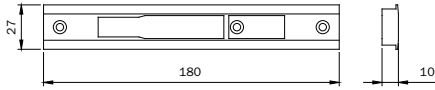
Multiple package
Single package
Status

Min. ord.

In nylon for metal frames



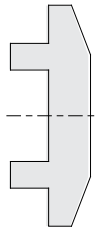
Full-size scale



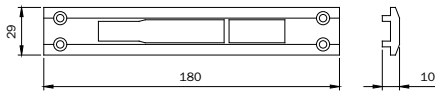
- All.Co** All.Co 5 Porta
All.Co 5 Tl Porta
Export 50 Porta
Export 50 Tl Porta
Scurblin 65
- Alcan** Abithal Porta
Winner Porta
- Alnor** Montreal Porta
- Aluk** Alublindo
N 45 Porta
N 53 Porta
N 55 Tl Porta
N 62 Tl Porta
- Alumec** Synthesis 60Tl Porta
- Alusisse** Asec 2000 Porta 59
Asec 2000 Porta 59
Asec 2000 Porta 69
- Bodega** Extrablind 70
- Domal** Domal Break 52 Porta
Domal Security Porta
Domal Shops Porta
Domal Stopper Pg Porta
- Metra** No. 45 International Porta
No. 43 Superthermic Porta
No. 55 International Porta
No. 68 Superthermic Porta
Nuovo No. 50 Porta
Superblindo
- Ocma** Sv 47 Porta 1 Anta
Sv 47 Porta 2 Ante
Sv 62 Porta 1 Anta
Sv 62 Porta 2 Ante
Sv 62 Tl Porta 1 Anta
Sv 62 Tl Porta 2 Ante
- Passevini** Ekip Maastricht 53 Porta 1 Anta
Ekip Maastricht 53 Porta 2 Ante
Ekip Maastricht Th 60 Porta 1 Anta
Ekip Maastricht Th 60 Porta 2 Ante
Ekip Maastricht Th 68 Porta 1 Anta
Ekip Maastricht Th 68 Porta 2 Ante
Ekip Thermo 53 Porta
- Schuco** Royal 78 St. Blindato
- Wicona** L60-A
L70-A

European cylinder striking plate for frames. In NYLON.
For **LOCKS WITH DEADBOLT, LATCHBOLT, ROLLER AND ELECTRIC LOCKS** for aluminium frames series 78*-79*

038011 B 10 - 10



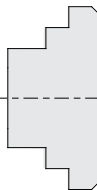
Full-size scale



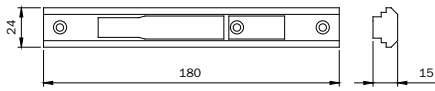
- Alcoa** Alublind
R 40 Reversibile 1 Anta
R 40 Reversibile 2 Ante
R 40 Sormonto 1 Anta
R 40 Sormonto 2 Ante
R 50 Sormonto 1 Anta
R 50 Sormonto 2 Ante
R 50 Tl Sormonto 1 Anta
R 50 Tl Sormonto 2 Ante
R 60 Tl Complanare
- Alumec** Synthesis 57 Porta
New Tec New Tec 50 Porta Sormonto
New Tec 52 Tl Porta Sormonto
New Tec 60 Tl Porta Sormonto
New Tec 68 Tl Porta Sormonto

European cylinder striking plate for frames. In NYLON.
For **LOCKS WITH DEADBOLT, LATCHBOLT, ROLLER AND ELECTRIC LOCKS** for aluminium frames series 78*-79*

038012 B 10 - 10



Full-size scale



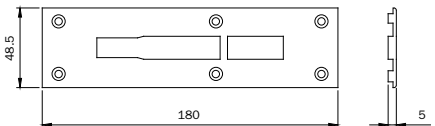
- Alcoa** Plana 2 Ante
Indimeta Alpha 255 Complanare
Alpha 370 Tl Complanare
Alpha Blitz 2000
Alpha Globo 65

European cylinder striking plate for frames. In NYLON.
For **LOCKS WITH DEADBOLT, LATCHBOLT, ROLLER AND ELECTRIC LOCKS** for aluminium frames series 78*-79*

038013 D 10 - 10



Full-size scale



- Alcoa** Fb 12 Trad./Revamping

European cylinder striking plate for frames. In NYLON.
For **LOCKS WITH DEADBOLT, LATCHBOLT, ROLLER AND ELECTRIC LOCKS** for aluminium frames series 78*-79*

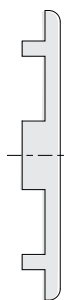
038014 B 10 - 10



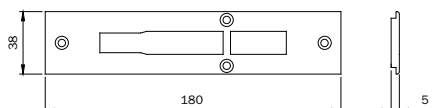
Code

Min. ord.
Multiple
package
Single
package
Status

In nylon for metal frames



Full-size scale



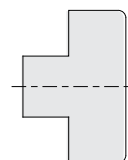
Alcoa Fb 12 Blindato
Gr 9
Plana 1 Anta
Esa Blindal 60 Porta 1 Anta
Blindal 60 Porta 2 Ante

European cylinder striking plate for frames. In NYLON.

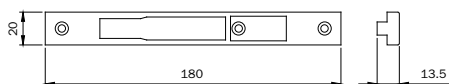
For **LOCKS WITH DEADBOLT, LATCHBOLT, ROLLER AND ELECTRIC LOCKS**

for aluminium frames series 78*-79*.

038015 B 10 - 10



Full-size scale



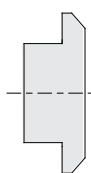
Indinvest Alpha 658 Tt Complanare

European cylinder striking plate for frames. In NYLON.

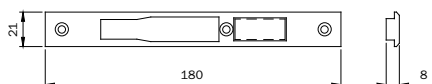
For **LOCKS WITH DEADBOLT, LATCHBOLT, ROLLER AND ELECTRIC LOCKS**

for aluminium frames series 78*-79*.

038016 D 10 - 10



Full-size scale



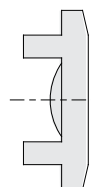
Alcan Abithal Cristal / Abithal Keeper Porta C.E
Winner Finestra
Alcoa Fb 12 Ga / Europa Ga / Fb 12 T.T. / R 35 Reversibile
R 35 Sormonto
All.Co Export 40 Finestra / Export 50 Finestra
Export 50 Tt Finestra / Final 40 Finestra
Alu-mec Synthesis 45 Finestra / Synthesis 57 Finestra
Synthesis 60 Tt Finestra
Alusuisse Aisec 2000 Finestra 59 / Aisec 2000 Finestra 69
Bottega Bga 50 / New Bt 60
Domal Domal Break 52 Finestra / Domal Break 70 Finestra
Domal Stopper Pg Finestra
EquipeSistema 8000 G.A. Finestra 1 Anta
Sistema 8000 G.A. Finestra 2 Ante
Esa Isola Porta
Esedra Ga 53 Porta / Tt 63 Porta / Tt 75 Porta
Indinvest Gold 400 Complanare / Gold 400 Sormonto
Gold 500 Complanare / Gold 500 Sormonto
Gold 600 Complanare / Gold 600 Sormonto
Metra Nc 45 International Finestra
Nc 45 Superthermic Finestra / Nc 55 International Finestra
Nc 68 Superthermic Finestra
Morelli Ma 8300
Ocma Fc 47 Finestra / Fc 55 Finestra / Fc 60 Tt Finestra
Passerini Ekip 40 Evoluzione 2 Ante
Ekip 40 Sormonto 2 Ante / Ekip 50 Sormonto 2 Ante
Ekip Maastricht 53 Finestra / Ekip Maastricht Th 60 Finestra
Ekip Maastricht Th 68 Finestra
Profilati "Pe""Eku 53"" Finestra" / "Pe""Eku 64 Tt""
Finestra"
"Pe""Eku 72 Tt"" Finestra"

European cylinder striking plate for frames. In NYLON.

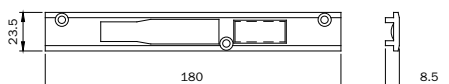
For **LOCKS WITH DEADBOLT, LATCHBOLT, ROLLER**

AND ELECTRIC LOCKS with handle for aluminium frames series 78*.

038319 B 10 - 10



Full-size scale



All.Co Ites P4 Sormonto
Metra Nuovo Nc 40 Sormonto 1 Anta
Passerini Ekip 40 Evoluzione 1 Anta
Ekip 40 Sormonto 1 Anta
Profilati Sistema Pe 1 40 Comp./Est. 1 Anta
Sistema Pe 1 40 Sormonto 1 Anta
Sistema Pe 1 50 Comp./Est. 1 Anta
Sistema Pe 1 50 Sormonto 1 Anta

European cylinder striking plate for frames. In NYLON. For **LOCKS**

WITH DEADBOLT, LATCHBOLT, ROLLER AND ELECTRIC

LOCKS with handle for aluminium frames series 78*.

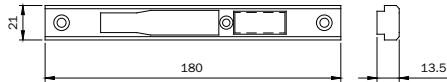
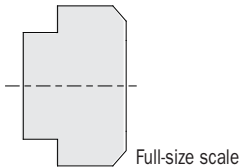
038320 D 10 - 10



Code

Min. ord.
Multiple
package
Single
package
Status

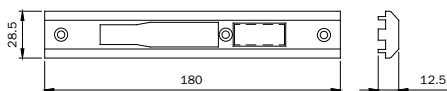
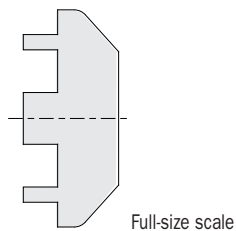
In nylon for metal frames



Alcoa Formula F40 Porta
Formula F40 Tl Porta
Formula F50 Porta
Formula F50 Tl Porta
Formula F60 Tl Porta
All.Co All.Co 5 Complanare
Ites P4 Complanare
Alnor Blindo Block
Montreal G.A.
Ale-k N 53 Complanare
N 55 Tl Complanare
Bodega Extrabind 70
Domal Domal Break 70 Porta
Esa Giuntall Porta
Indinvest Alpha 445 Finestra
Alpha 445 Porta 1 Ante
Alpha Globo 45
Metra Nuovo Nc 40 Complanare
Nuovo Nc 40 Sormonto 2 Ante
Nuovo Nc 50 Complanare
New TecMetra 50 Porta Complanare
Metra 52 Tl Porta Complanare
Metra 68 Tl Porta Complanare
Ocma Fc 60 Tl Porta
Passerini Ekip 40 Complanare 1 Ante
Ekip 40 Complanare 2 Ante
Ekip Thermo 53 Finestra 2 Ante
Profilati "Pe "Eku 53" Porta"
"Pe "Eku 64 Tl" Porta"
"Pe "Eku 72 Tl" Porta"
Sistema Pe 1 40 Comp./Est. 2 Ante
Sistema Pe 1 40 Sormonto 2 Ante
Sistema Pe 1 50 Comp./Est. 2 Ante
Sistema Pe 1 50 Sormonto 2 Ante

European cylinder striking plate for frames. In NYLON.
For **LOCKS WITH DEADBOLT, LATCHBOLT, ROLLER AND ELECTRIC LOCKS** with handle for aluminium frames series 78*-79*.

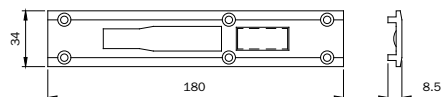
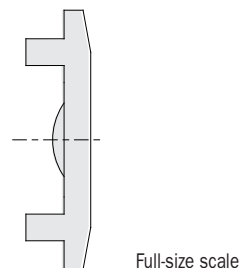
038321 D 10 - 10



All.Co All.Co 5 Reversibile
All.Co 5 Sormonto
Esa Giuntall Complanare

European cylinder striking plate for frames. In NYLON. For **LOCKS WITH DEADBOLT, LATCHBOLT, ROLLER AND ELECTRIC LOCKS** with handle for aluminium frames series 78*.

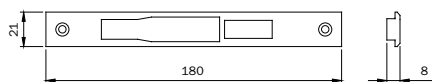
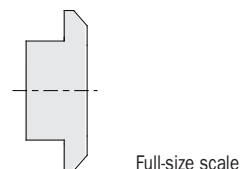
038322 D 10 - 10



Indinvest Alpha 445 Porta 2 Ante
Metra Nuovo Nc 50 Sormonto 1 Ante
Nuovo Nc 50 Sormonto 2 Ante
Passerini Ekip 50 Sormonto 1 Ante

European cylinder striking plate for frames. In NYLON. For **LOCKS WITH DEADBOLT, LATCHBOLT, ROLLER AND ELECTRIC LOCKS** with handle for aluminium frames series 78*.

038323 D 10 - 10



ALCAN: Winner finestra
ALCOA: FB 12 TT / SE G.A.
Alu-mec: Synthesis 45/57/60 TT
ALUSUISSE:
Alsec 2000 finestra 59 / 69
BODEGA: BGA 50 / New BT60
DOMAL: Domal Stopper PG fin.
Break 52 finestra
Break 70 finestra
EQUIPE Sistema 8000
Emal 40 W
ESA: Isola porta
ESEDRA:
GA 53/TT63/TT 75 porta
FINAL: Export 50/50 TT fin.
INDINVEST: Gold 400/500/600
ITES: Export 40 finestra
MORELLI MA 8300
OCMA FC 55 finestra
PASSERINI: Ekip 40 S. 2 ante
Ekip 40 evoluzione 2 ante
Ekip 50 sormonto 2 ante
Ekip thermo sormonto

European cylinder striking plate for frames. In NYLON.
For **ELECTRIC LOCKS WITHOUT HANDLE** for aluminium frames series 78*-79*- **UNTIL EXHAUSTION**

038419 D 10 - 10



Code

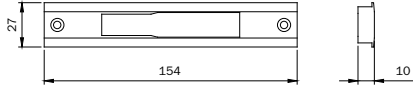
Multiple
package
Status

Min. ord.

In nylon
for metal frames



Full-size scale



All.Co All.Co 5 Porta
 All.Co 5 Tl Porta
 Export 50 Porta
 Export 50 Tl Porta
 Sicurblin 65
Alcan Alpthal Porta
 Winner Porta
Alnor Montreal Porta
Alu-k Alublindo
 N 45 Porta
 N 53 Porta
 N 53 Tl Porta
 N 62 Tl Porta
Alu-mec Synthesis 60Tl Porta
Aluisse Alsec 2000 Porta 59
 Alsec 2000 Porta 59
 Alsec 2000 Porta 69
Bodega Extrablind 70
Domal Domal Break 52 Porta
 Domal Security Porta
 Domal Shops Porta
 Domal Stopper Pg Porta
Metra Nc 45 International Porta
 Nc 45 Superthermic Porta
 Nc 55 International Porta
 Nc 68 Superthermic Porta
 Nuovo Nc 50 Porta
 Superblindo
Ocma Sv 47 Porta 1 Anta
 Sv 47 Porta 2 Anta
 Sv 62 Porta 1 Anta
 Sv 62 Porta 2 Anta
 Sv 62 Tl Porta 1 Anta
 Sv 62 Tl Porta 2 Anta
Passerini Ekip Maastricht 53 Porta 1 Anta
 Ekip Maastricht 53 Porta 2 Anta
 Ekip Maastricht Th 60 Porta 1 Anta
 Ekip Maastricht Th 60 Porta 2 Anta
 Ekip Maastricht Th 68 Porta 1 Anta
 Ekip Maastricht Th 68 Porta 2 Anta
 Ekip Thermo 53 Porta
Schiuco Royal 78 St. Blindato
Wicona L60A
 L70A

European cylinder striking plate for frames. In NYLON.
 For LOCKS with **DEADBOLT AND DEVIATORS ONLY**
 for aluminium frames series 77* - 78*.

038511 D 10 - 10

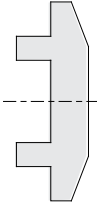


Code

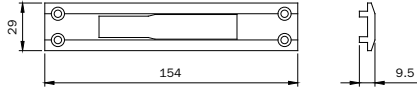
Status
Single package

Min. ord.

In nylon for metal frames



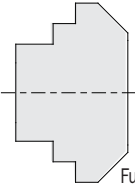
Full-size scale



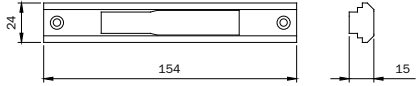
Alcoa Atubind
R 40 Reversibile 1 Anta
R 40 Reversibile 2 Ante
R 40 Sormonto 1 Anta
R 40 Sormonto 2 Anta
R 50 Sormonto 1 Anta
R 50 Sormonto 2 Ante
R 50 Tl Sormonto 1 Anta
R 50 Tl Sormonto 2 Ante
R 60 Tl Complanare
Alimec Synthesis 57 Porta
New TechNew Tec 50 Porta Sormonto
New Tec 52 Tl Porta Sormonto
New Tec 60 Tl Porta Sormonto
New Tec 68 Tl Porta Sormonto

European cylinder striking plate for frames. In NYLON.
For locks with **DEADBOLT AND DEVIATORS ONLY**
for aluminium frames series 77* - 78*.

038512 D 10 - 10



Full-size scale



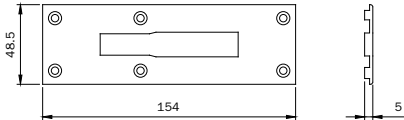
Alcoa Plana 2 Ante
IndinvestAlpha 255 Complanare
Alpha 370 Tl Complanare
Alpha Blitz 2000
Alpha Globo 55

European cylinder striking plate for frames. In NYLON.
For locks with **DEADBOLT AND DEVIATORS ONLY**
for aluminium frames series 77* - 78*.

038513 D 10 - 10



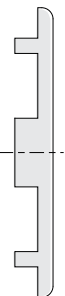
Full-size scale



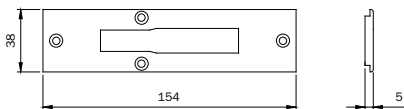
Alcoa Fb 12 Trad./Revamping

European cylinder striking plate for frames. In NYLON.
For locks with **DEADBOLT AND DEVIATORS ONLY**
for aluminium frames series 77* - 78*.

038514 D 10 - 10



Full-size scale



Alcoa Fb 12 Blindato
Gr 9
Plana 1 Anta
Esa Blindal 60 Porta 1 Anta
Blindal 60 Porta 2 Ante

European cylinder striking plate for frames. In NYLON.
For locks with **DEADBOLT AND DEVIATORS ONLY**
for aluminium frames series 77* - 78*.

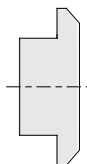
038515 D 10 - 10



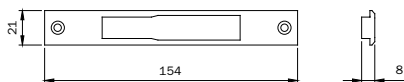
Code

Min. ord.
Multiple
package
Single
package
Status

In nylon for metal frames



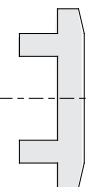
Full-size scale



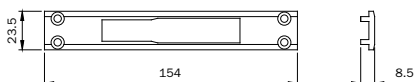
- Alcan Abithal Cristal / Abithal Keeper Porta C.E. Winner Finestra
- Alcoa Fb 12 Ga / Europa Ga / Fb 12 T.T. R 35 Reversibile / R 35 Sormonto
- All.Co Export 40 Finestra / Export 50 Finestra Export 50 Tt Finestra / Final 40 Finestra
- Alu-mec Synthesis 45 Finestra Synthesis 57 Finestra / Synthesis 60 Tt Finestra
- Alusuisse Alsec 2000 Finestra 59 Alsec 2000 Finestra 69
- Bodega Bga 50 / New Bl 60
- Domal Domal Break 52 Finestra Domal Break 70 Finestra Domal Stopper Pg Finestra
- Equipe Sistema 8000 G.A. Finestra 1 Anta Sistema 8000 G.A. Finestra 2 Ante
- Esa Isola Porta
- Esedra Ga 53 Porta / Tt 63 Porta / Tt 75 Porta
- Indinvest Gold 400 Complanare Gold 400 Sormonto / Gold 500 Complanare Gold 500 Sormonto / Gold 600 Complanare Gold 600 Sormonto
- Metra Nc 45 International Finestra Nc 45 Superthermic Finestra Nc 55 International Finestra Nc 68 Superthermic Finestra
- Morelli Ma 8300
- Ocma Fc 47 Finestra / Fc 55 Finestra Fc 60 Tt Finestra
- Passenini Ekip 40 Evoluzione 2 Ante Ekip 40 Sormonto 2 Ante Ekip 50 Sormonto 2 Ante Ekip Maastricht 53 Finestra Ekip Maastricht Tt 60 Finestra Ekip Maastricht Tt 68 Finestra
- Profitali *Pe*Eku 53 Finestra *Pe* Eku 64 Tt Finestra *Pe* Eku 72 Tt Finestra

European cylinder striking plate for frames. In NYLON.
For locks with **DEADBOLT AND DEVIATORS ONLY**
for aluminium frames series 77* - 78*.

038519 D 10 - 10



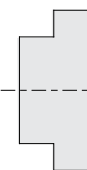
Full-size scale



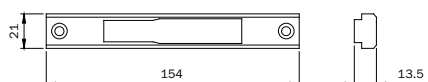
- All.Co Ites P4 Sormonto
- Metra Nuovo Nc 40 Sormonto 1 Anta
- Passenini Ekip 40 Evoluzione 1 Anta Ekip 40 Sormonto 1 Anta
- Profitali Sistema Pe 1 40 Comp./Est. 1 Anta Sistema Pe 1 40 Sormonto 1 Anta Sistema Pe 1 50 Comp./Est. 1 Anta Sistema Pe 1 50 Sormonto 1 Anta

European cylinder striking plate for frames. In NYLON.
For locks with **DEADBOLT AND DEVIATORS ONLY**
for aluminium frames series 77* - 78*.

038520 D 10 - 10



Full-size scale



- Alcoa Formula F40 Porta Formula F40 Tt Porta Formula F50 Porta Formula F50 Tt Porta Formula F60 Tt Porta
- All.Co All.Co 5 Complanare Ites P4 Complanare
- Alnor Blindo Block Montreal G.A.
- Alu-k N 53 Complanare N 55 Tt Complanare
- Bodega Extrablind 70
- Domal Domal Break 70 Porta
- Esa Giuntali Porta
- Indinvest Alpha 445 Finestra Alpha 445 Porta 1 Anta Alpha Globo 45
- Metra Nuovo Nc 40 Complanare Nuovo Nc 40 Sormonto 2 Ante Nuovo Nc 50 Complanare New TecMetra 50 Porta Complanare Metra 52 Tt Porta Complanare Metra 68 Tt Porta Complanare
- Ocma Fc 60 Tt Porta
- Passenini Ekip 40 Complanare 1 Anta Ekip 40 Complanare 2 Ante Ekip Thermo 53 Finestra 2 Ante
- Profitali *Pe* "Eku 53" Porta *Pe* "Eku 64 Tt" Porta *Pe* "Eku 72 Tt" Porta Sistema Pe 1 40 Comp./Est. 2 Ante Sistema Pe 1 40 Sormonto 2 Ante Sistema Pe 1 50 Comp./Est. 2 Ante Sistema Pe 1 50 Sormonto 2 Ante

European cylinder striking plate for frames. In NYLON.
For locks with **DEADBOLT AND DEVIATORS ONLY**
for aluminium frames series 77* - 78*.

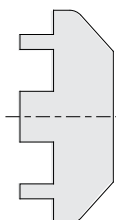
038521 D 10 - 10



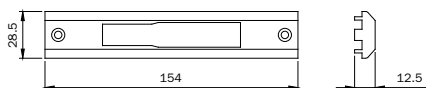
Code

Min. ord.
Multiple
package
Single
package
Status

In nylon
for metal frames



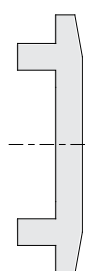
Full-size scale



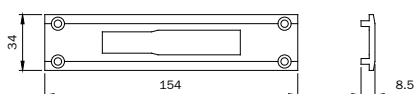
All.Co All.Co 5 Reversibile
All.Co 5 Sormonto
Esa Giuntall Complanare

European cylinder striking plate for frames. In NYLON.
For locks with **DEADBOLT AND DEVIATORS ONLY**
for aluminium frames series 77* - 78*.

038522 D 10 - 10



Full-size scale



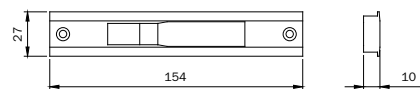
Indinvest Alpha 445 Porta 2 Ante
Metra Nuovo Nc 50 Sormonto 1 Anta
Nuovo Nc 50 Sormonto 2 Ante
Passerini Ekip 50 Sormonto 1 Anta

European cylinder striking plate for frames. In NYLON.
For locks with **DEADBOLT AND DEVIATORS ONLY**
for aluminium frames series 77* - 78*.

038523 D 10 - 10



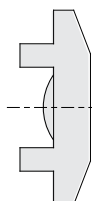
Full-size scale



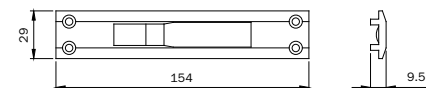
Alcan Albitral Porta
Winner Porta
All.Co All.Co 5 Porta
All.Co 5 Tl Porta
Export 50 Porta
Export 50 Tl Porta
Scicurbin 65
Alnor Montreal Porta
Aluk Alublindo
N 45 Porta
N 53 Porta
N 55 Tl Porta
N 62 Tl Porta
Alumec Synthesis 60Tl Porta
Alususe Alsec 2000 Porta 59
Alsec 2000 Porta 69
Domal Domal Break 52 Porta
Domal Security Porta
Domal Shops Porta
Domal Stopper Pg Porta
Metra Nc 45 International Porta
Nc 45 Superthermic Porta
Nc 55 International Porta
Nc 68 Superthermic Porta
Nuovo Nc 50 Porta
Superlindo
Passerini Ekip Maastricht 53 Porta 1 Anta
Ekip Maastricht 53 Porta 2 Ante
Ekip Maastricht Th 60 Porta 1 Anta
Ekip Maastricht Th 60 Porta 2 Ante
Ekip Maastricht Th 68 Porta 1 Anta
Ekip Maastricht Th 68 Porta 2 Ante
Ekip Thermo 53 Porta
Schuco Royal 78 St Blindato
Wicona L60-A
L70A

Striking plates for DOUBLE-BIT and MAPPA CAMUNA
rail frames. In NYLON. Suitable for **ALL VERSIONS**.
For LOCKS series 981 - 983 - 961 - 963

038911 D 10 - 10



Full-size scale



Alcoa R 40 Reversibile 1 Anta
R 40 Reversibile 2 Ante
R 40 Sormonto 1 Anta
R 40 Sormonto 2 Ante
R 50 Sormonto 1 Anta
R 50 Sormonto 2 Ante
R 50 Tl Sormonto 1 Anta
R 50 Tl Sormonto 2 Ante
R 60 Tl Complanare
New Tec New Tec 50 Porta Sormonto
New Tec 52 Tl Porta Sormonto
New Tec 60 Tl Porta Sormonto
New Tec 68 Tl Porta Sormonto

Striking plates for DOUBLE-BIT and MAPPA CAMUNA
rail frames. In NYLON. Suitable for **ALL VERSIONS**
For LOCKS series 981-983-961-963

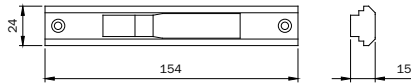
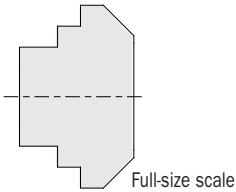
038912 D 10 - 10



Code

Min. ord.
Multiple
package
Single
package
Status

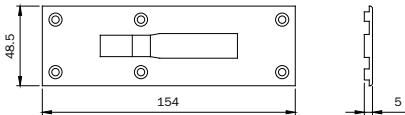
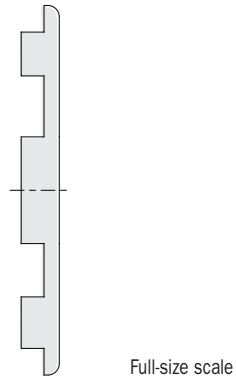
In nylon
for metal frames



Alcoa Plana 2 Ante
Indinvest Alpha 255 Complanare
Alpha 370 Tt Complanare
Alpha Blitz 2000
Alpha Globo 55
Passerini Ekip 50 Complanare 2 Ante

Striking plates for DOUBLE-BIT and MAPPA CAMUNA rail frames. In NYLON. Suitable for **ALL VERSIONS**.
For LOCKS series 981-983-961-963

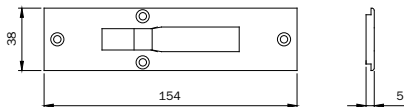
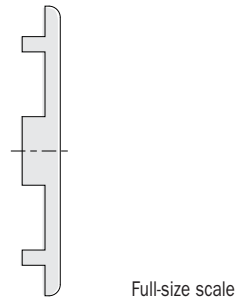
038913 D 10 - 10



Alcoa Fb 12 Trad./Revamping

Striking plates for DOUBLE-BIT and MAPPA CAMUNA rail frames. In NYLON. Suitable for **ALL VERSIONS**.
For LOCKS series 981-983-961-963

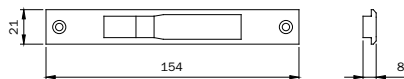
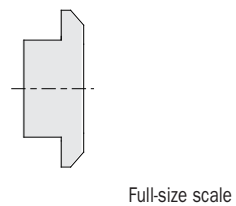
038914 D 10 - 10



Alcoa Fb 12 Blindato
Gr 9
Plana 1 Ante
Esa Blindal 60 Porta 1 Ante
Blindal 60 Porta 2 Ante

Striking plates for DOUBLE-BIT and MAPPA CAMUNA rail frames. In NYLON. Suitable for **ALL VERSIONS**.
For LOCKS series 981 - 983 - 961 - 963

038915 D 10 - 10



Alcan Abithal Cristal
Abithal Keeper Porta C.E. / Winner Finestra
Alcoa Fb 12 Ga / Europa Ga
Fb 12 T.T. / R 35 Reversibile
R 35 Sormonto
All.Co Export 40 Finestra
Export 50 Finestra / Export 50 Tt Finestra
Final 40 Finestra
Alu-mec Synthesis 45 Finestra
Synthesis 57 Finestra
Synthesis 60 Tt Finestra
Alusuisse Alsec 2000 Finestra 59
Alsec 2000 Finestra 69
Bolega Bga 50 / New Bt 60
Domal Domal Break 52 Finestra
Domal Break 70 Finestra
Domal Stopper Pg Finestra
EQUIPE Sistema 8000 G.A. Finestra 1 Ante
Sistema 8000 G.A. Finestra 2 Ante
Esa Isola Porta
Esedra Ga 53 Porta / Tt 63 Porta / Tt 75 Porta
Indinvest Gold 400 Complanare
Gold 400 Sormonto / Gold 500 Complanare
Gold 500 Sormonto / Gold 600 Complanare
Gold 600 Sormonto
Metra Nc 45 International Finestra
Nc 45 Superthermic Finestra
Nc 55 International Finestra
Nc 68 Superthermic Finestra
Morelli Ma 8300
Ocma Fc 47 Finestra / Fc 55 Finestra
Fc 60 Tt Finestra
Passerini Ekip 40 Evoluzione 2 Ante
Ekip 40 Sormonto 2 Ante
Ekip 50 Sormonto 2 Ante
Ekip Maastricht 53 Finestra
Ekip Maastricht Th 60 Finestra
Ekip Maastricht Th 68 Finestra
Profilati *Pe* Eku 53 Finestra
Pe Eku 64 Tt Finestra
Pe Eku 72 Tt Finestra

Striking plates for DOUBLE-BIT and MAPPA CAMUNA rail frames. In NYLON. Suitable for **ALL VERSIONS**.
For LOCKS series 981 - 983 - 961 - 963

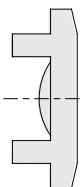
038919 D 10 - 10



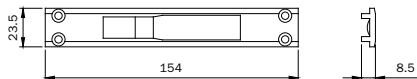
Code

Min. ord.
Multiple
package
Single
package
Status

**In nylon
for metal frames**



Full-size scale

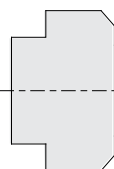


Striking plates for DOUBLE-BIT andMAPPA CAMUNA rail frames. In NYLON. Suitable for **ALL VERSIONS**.

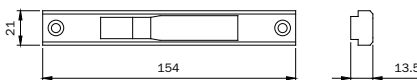
For LOCKS series 981 - 983 - 961 - 963

All.Co Ites P4 Sormonto
Metra Nuovo Nc 40 Sormonto 1 Anta
Passerini Ekip 40 Evoluzione 1 Anta
Ekip 40 Sormonto 1 Anta
Profilati Sistema Pe 1 40 Comp./Est. 1 Anta
Sistema Pe 1 40 Sormonto 1 Anta
Sistema Pe 1 50 Comp./Est. 1 Anta
Sistema Pe 1 50 Sormonto 1 Anta

038920 D 10 - 10



Full-size scale

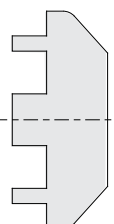


Striking plates for DOUBLE-BIT and MAPPA CAMUNA rail frames. In NYLON. Suitable for **ALL VERSIONS**.

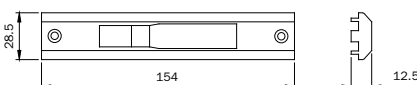
For LOCKS series 981 - 983 - 961 - 963

Alcoa Formula F40 Porta / Formula F40 Tl Porta
Formula F50 Porta / Formula F50 Tl Porta / Formula F60 Tl Porta
All.Co All.Co 5 Complanare / Ites P4 Complanare
Alnor Glindo Block / Montreal G.A.
Alu-k N 53 Complanare / N 55 Tl Complanare
Alu-mec Synthesis 57 Porta
Bodega Extrablind 70
Domal Domal Break 70 Porta
Esa Giuntall Porta
Indinvest Alpha 445 Finestra / Alpha 445 Porta 1 Anta Alpha Globo 45
Metra Nuovo Nc 40 Complanare / Nuovo Nc 40 Sormonto 2 Ante
New Tec New Tec 50 Porta Complanare
New Tec 52 Tl Porta Complanare / New Tec 68 Tl Porta Complanare
Ocma Tc 60 Tl Porta
Passerini Ekip 40 Complanare 1 Anta / Ekip 40 Complanare 2 Ante
Ekip Thermo 53 Finestra 2 Ante
Profilati "Pe "Eku 53" Porta" / "Pe "Eku 64 Tl" Porta"
"Pe "Eku 72 Tl" Porta" / Sistema Pe 1 40 Comp./Est. 2 Ante
Sistema Pe 1 40 Sormonto 2 Ante
Sistema Pe 1 50 Comp./Est. 2 Ante
Sistema Pe 1 50 Sormonto 2 Ante

038921 D 10 - 10



Full-size scale

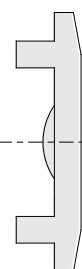


Striking plates for DOUBLE-BIT and MAPPA CAMUNA rail frames. In NYLON. Suitable for **ALL VERSIONS**.

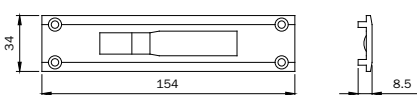
For LOCKS series 981 - 983 - 961 - 963

All.Co All.Co 5 Reversibile
All.Co 5 Sormonto
Esa Giuntall Complanare

038922 D 10 - 10



Full-size scale



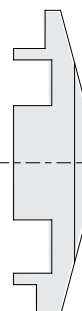
Striking plates for DOUBLE-BIT and MAPPA CAMUNA rail frames. In NYLON. Suitable for **ALL VERSIONS**.

For LOCKS series 981 - 983 - 961 - 963

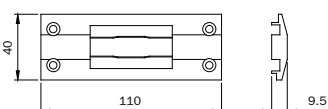
Indinvest Alpha 445 Porta 2 Ante
Metra Nuovo Nc 50 Sormonto 1 Anta
Nuovo Nc 50 Sormonto 2 Ante
Passerini Ekip 50 Sormonto 1 Anta

038923 D 10 - 10

In nylon for locks with oval cylinder



Full-size scale



GR 9 type

Oval-cylinder striking plate for rail frames. In NYLON.

For LOCKS series 550 - 551 - 70* - 71* - 730 - 731

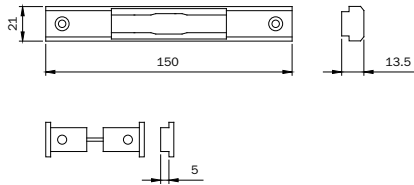
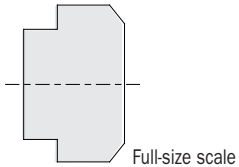
033025 D 10 - 10



Code

Min. ord.
Multiple
package
Single
package
Status

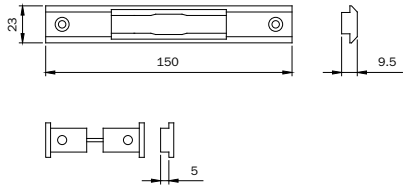
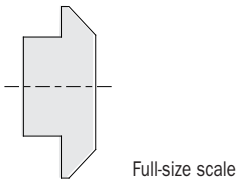
**In nylon
for metal frames**



All.Co All.Co 5 Complanare / All.Co 5 Complanare
All.Co 5 Complanare / Ites P4 Complanare
Ites P4 Complanare
Alnor Montreal G.A.
Alu-k N 45 Complanare / N 53 Complanare
N 55 Tt Complanare
Esa Giuntall Complanare / Giuntall Complanare
Giuntall Complanare / Giuntall Complanare
Giuntall Sormonto / Giuntall Sormonto
Giuntall Sormonto / Giuntall Sormonto
Isola Complanare / Isola Sormonto
Indinvest Alpha 445 Finestra
Alpha 445 Finestra
Alpha Globo 45
Alpha Globo 45
Metra Nuovo Nc 40 Complanare
Nuovo Nc 40 Complanare
Nuovo Nc 40 Sormonto 2 Ante
Nuovo Nc 40 Sormonto 2 Ante
Nuovo Nc 50 Complanare
Nuovo Nc 50 Complanare
Passerini Ekip Thermo 53 Finestra 2 Ante
Ekip Thermo 53 Finestra 2 Ante

Oval-cylinder striking plate for rail frames. In NYLON.
For LOCKS series 550 - 551 - 70* - 71* - 730 - 731

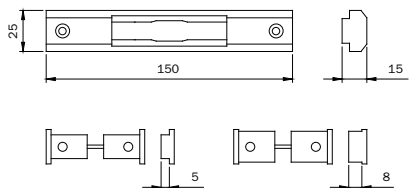
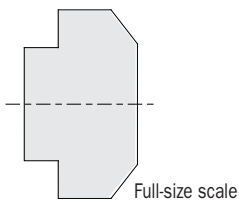
033026 D 10 - 10



Alcan Abithal Finestra / Abithal Finestra
Abithal Finestra / Winner Finestra
Alcoa Fb 12 Ga / Europa Ga
Fb 12 Ga / Europa Ga / Fb 12 T.T. / Fb 12 T.T.
R 35 Reversible / R 35 Sormonto
All.Co Export 40 Finestra / Export 50 Finestra
Export 50 Finestra
Alu-mec Synthesis 45 Finestra
Synthesis 57 Finestra
Synthesis 60 Tt Finestra
Bodega Bga 50 / Bga 50 / Bga 50
Domal Domal Break 52 Finestra
Domal Stopper Pg Finestra
Equip Sma 40 W
Sistema 8000 G.A. Finestra 1 Ante
Sistema 8000 G.A. Finestra 2 Ante
Esa Ga 53 Porta / Ga 53 Porta
Ga 53 Porta / Tt 63 Porta
Indinvest Gold 400 Complanare
Gold 400 Sormonto
Gold 500 Complanare
Gold 500 Sormonto
Metra Nc 45 International Finestra
Nc 45 International Finestra
Nc 45 International Finestra
Nc 45 Superthermic Finestra
Nc 45 Superthermic Finestra
Nc 45 Superthermic Finestra
Morelli Ma 8300
Oema Fc 47 Finestra / Fc 55 Finestra
Fc 55 Finestra / Fc 60 Tt Finestra
Passerini Ekip 40 Evoluzione 2 Ante
Ekip 40 Evoluzione 2 Ante
Ekip 40 Sormonto 2 Ante
Ekip 40 Sormonto 2 Ante
Ekip 50 Sormonto 2 Ante
Ekip 50 Sormonto 2 Ante
Ekip Maastricht 53 Finestra

Oval-cylinder striking plate for rail frames. In NYLON.
For LOCKS series 550 - 551 - 70* - 71*
730 - 731 - 736 - 737

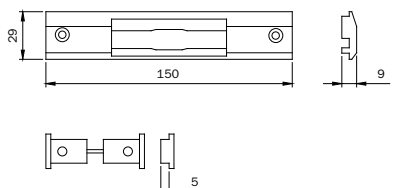
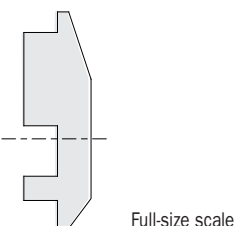
033027 A 10 - 10



Alcoa Plana 2 Ante
Plana 2 Ante
Domal Domal 40 Sormonto 2 Ante
Domal 40 Sormonto 2 Ante
Indinvest Alpha 255 Complanare
Alpha 255 Complanare
Alpha Globo 55
Alpha Globo 55

Oval-cylinder striking plate for rail frames. In NYLON.
For LOCKS series 550 - 551 - 70* - 71*
730 - 731 - 736 - 737

033028 D 10 - 10



All.Co Ites P4 Sormonto
Ites P4 Sormonto
Domal Domal 40 Sormonto 1 Ante
Domal 40 Sormonto 1 Ante
Metra Nuovo Nc 40 Sormonto 1 Ante
Nuovo Nc 40 Sormonto 1 Ante
Nuovo Nc 40 Sormonto 1 Ante
Passerini Ekip 40 Evoluzione 1 Ante
Ekip 40 Evoluzione 1 Ante
Ekip 40 Sormonto 1 Ante
Ekip 40 Sormonto 1 Ante
Ekip 50 Sormonto 1 Ante
Ekip 50 Sormonto 1 Ante

Oval-cylinder striking plate for rail frames. In NYLON.
For LOCKS series 550 - 551 - 556 - 70* - 71*
730 - 731 - 736 - 737

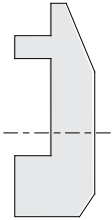
033029 A 10 - 10



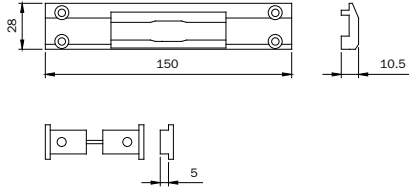
Code

Min. ord.
Multiple
package
Single
package
Status

**In nylon
for metal frames**



Full-size scale



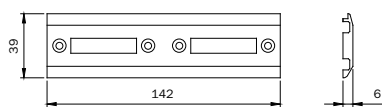
All.Co All.Co 5 Reversibile
All.Co 5 Reversibile
All.Co 5 Reversibile
All.Co 5 Sormonto
All.Co 5 Sormonto
All.Co 5 Sormonto
Metra Nuovo Nc 50 Sormonto 1 Anta / 2 Ante
Nuovo Nc 50 Sormonto 1 Anta / 2 Ante
Nuovo Nc 50 Sormonto 1 Anta / 2 Ante

Oval-cylinder striking plate for rail frames. In NYLON.
For LOCKS series 550 - 551 - 70* - 71*
730 - 731 - 736 - 737

033030 B 10 - 10



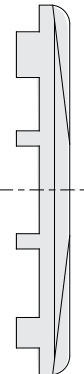
Full-size scale



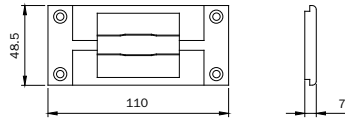
da mm 40
ALL.CO:
Vz 400/400S
ALNOR:
400
ALU-MEC:
F 40
BODEGA:
Bo 40/900
ESA:
Nt 40G
METRA:
Nc 40

Oval-cylinder striking plate for frames. In NYLON.
For LOCKS with **DEADBOLT AND LATCHBOLT ONLY**
series 750 - 751 - 752 - 753

033040 D 10 - 10



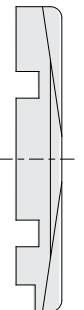
Full-size scale



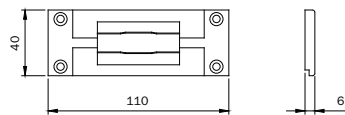
Alcoa Plano 1 Anta / Plano 1 Anta
All.Co Vz 500 / Vz 400 P / Vz 500 / Vz 400 P
Vz 500 / Vz 400 P / Vz 500 / Vz 400 P
Alnor 500 / 500 / 500
Alu-mec F 50 / F 50 / F 50
Bodega Bo 40 / 900
Bo 40 / 900
Esa Nt 50 G
Nt 50 G
Esedra 50 Piano
50 Piano
50 Piano
Fresia Fl 50
Indinvest Te 50
Te 50
Te 50
Te 50
Metra Nc 50 B
Nc 50 B
Nc 50 B
Nc 50 B
Passerini T.G.P. 50
T.G.P. 50
T.G.P. 50

Oval-cylinder striking plate for rail frames. In NYLON.
For LOCKS series 550 - 551 - 556 - 70* - 71* - 730 - 731

033050 D 10 - 10



Full-size scale



Alcoa Fb 12 Trad./Revamping
Fb 12 Trad./Revamping
Fb 12 Trad./Revamping
Gr S
Gr S
All.Co Vz 400 / Vz 400 S
Vz 400 / Vz 400 S
Alnor 400
400
Alu-mec F 40
F 40
Bodega Bo 50
Bo 50
Esa Nt 40 G
Nt 40 G
Esedra 40 Piano
Fresia Fl 40
Fl 40
Indinvest Te 40/45
Te 40/45
Metra Nc 40 / 40 L
Nc 40 / 40 L
Passerini T.G.P. 40
T.G.P. 40

Oval-cylinder striking plate for rail frames. In NYLON.
For LOCKS series 550 - 551 - 70* - 71* - 730 - 731

033051 B 10 - 10

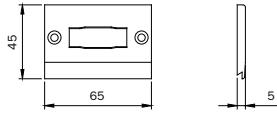
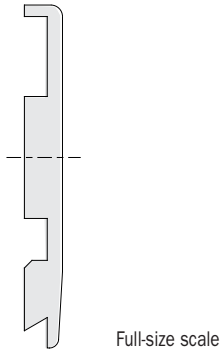


Code

Status
Single
package

Min. ord.

**In nylon
for metal frames**



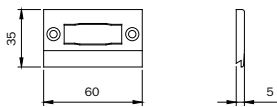
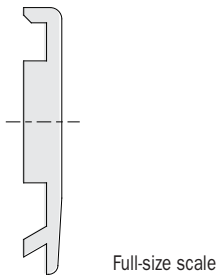
da mm 50

ALLCO:
VZ 500/500P
ALNOR:
500
ALLMEC:
F 50
BODEGA:
BO 50
ESA:
NT 50G
METRA:
NC 50B

Oval-cylinder striking plate for frames. In NYLON.

For LOCKS with **LATCHBOLT OR ROLLER ONLY** 762 - 764

033060 D 10 - 10



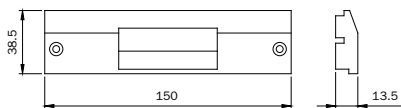
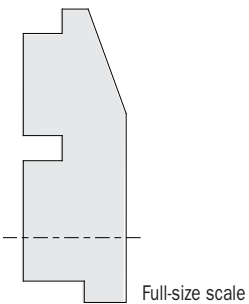
da mm 40

ALLCO:
VZ 400/400S
ALNOR:
400
ALLMEC:
F 40
BODEGA:
BO 40/500
ESA:
NT 40G
METRA:
NC 40

Oval-cylinder striking plate for frames. In NYLON.

For LOCKS with **LATCHBOLT OR ROLLER ONLY** 762 - 764

033061 D 10 - 10



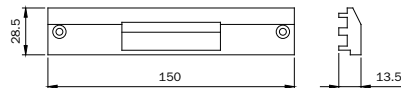
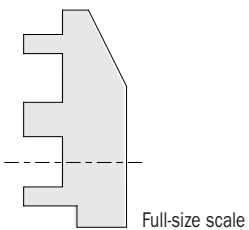
da mm 50

METRA: NC 50 international

Oval-cylinder striking plate for rail frames. In NYLON.

For LOCKS series 550 - 551 - 556 - 70* - 71* - 73*
730 - 731 - 766 - 767

033062 D 10 - 10



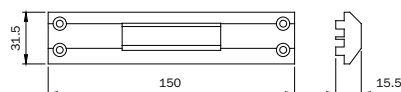
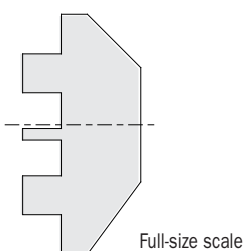
da mm 40

METRA: NC 40 international

Oval-cylinder striking plate for rail frames. In NYLON.

For LOCKS series 550 - 551 - 556 - 70* - 71* - 73*
730 - 731 - 766 - 767

033063 D 10 - 10



Alcoa R 50 Sormonto 1 Anta / 2 Ante
R 50 Sormonto 1 Anta / 2 Ante
R 50 Ti Sormonto 1 Anta / 2 Ante
R 50 Ti Sormonto 1 Anta / 2 Ante
Esa Nt 45 G 2 Ante
Nt 45 G 2 Ante
Nt 45 G 2 Ante

Oval-cylinder striking plate for rail frames. In NYLON.

For LOCKS series 550 - 551 - 556 - 70* - 71* - 73*
730 - 731 - 766 - 767

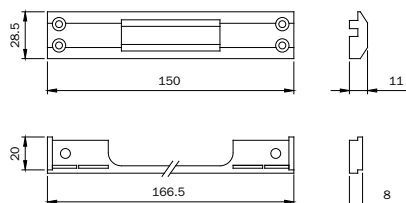
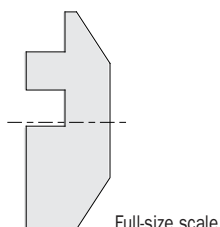
033064 D 10 - 10



Code

Min. ord.
Multiple
package
Single
package
Status

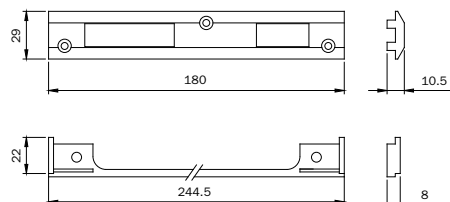
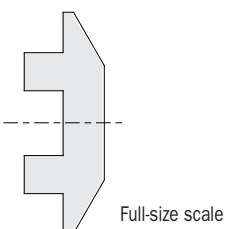
**In nylon
for metal frames**



Alcoa R 40 Reversibile 1 Anta / 2 Ante
R 40 Reversibile 1 Anta / 2 Ante
R 40 Reversibile 1 Anta / 2 Ante
R 40 Sormonto 1 Anta / 2 Ante
R 40 Sormonto 1 Anta / 2 Ante
R 50 Sormonto 1 Anta / 2 Ante
R 50 Sormonto 1 Anta / 2 Ante
R 50 Tt Sormonto 1 Anta / 2 Ante
R 50 Tt Sormonto 1 Anta / 2 Ante
R 60 Tt Complanare
Esa Nt 45 G 1 Anta
Nt 45 G 1 Anta
Nt 45 G 1 Anta

Oval cylinder striking plate for rail frames. In NYLON.
For LOCKS series 550 - 551 - 556 - 70* - 71* - 73*
730 - 731

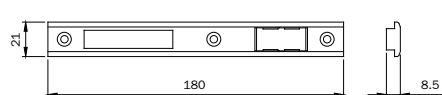
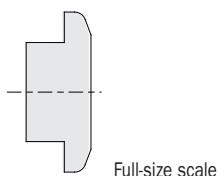
033065 A 10 - 10



da mm 50
ALCOA: R 40 / R 50

European cylinder striking plate for frames.
In NYLON. For LOCKS with **DEADBOLT AND LATCHBOLT**
series 7 741 - 743 - 745 - 749 - 200 - 205 - 221 - 240 - 250

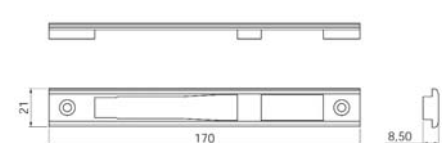
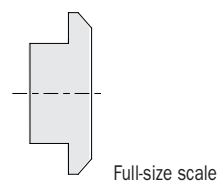
033066 B 10 - 10



camera europea
ALCAN : Winner finestra
ALCOA: FB 12 TT / SE G.A.
ALU-MEC: Synthesis 45 / 57 / 60TT
ALUSUISSE: Alsec 2000 fin.59/69
BODEGA : BGA 50 / New BT60
DOMAL: Domal Stopper Pg fin.
Domal Break 52 finestra
Domal Break 70 finestra
EQUIPE : Sistema 8000-Emal 40 W
ESA : Isola porta
ESEDRA: G 53 comp.
TT63 comp. - TT 75 comp.
FINAL: Export 50 finestra
Export 50TT finestra
INDINWEST: Gold 400 / 500 / 600
ITES: Export 40finestra
MORELLI: MA 8300
OCMA: FC 55 finestra
PASSERINI: Ekip 40 sorm. 2 ante
Ekip 40 evoluzione 2 ante
Ekip 50 sormonto 2 ante
Ekip thermo

European cylinder striking plate for frames.
In NYLON. For LOCKS with **DEADBOLT AND LATCHBOLT**
series 741 - 743 - 745 - 749 - 200 - 205 - 221 - 240 - 250

033067 C 10 - 10



Alcan Abithal Cristal / Abithal Keeper Porta C.E
Winner Finestra
Alcoa Fb 12 Ga / Europa Ga / Fb 12 T.T. / R 35 Reversibile
R 35 Sormonto
All.Co Export 40 Finestra / Export 50 Finestra
Export 50 Tt Finestra / Final 40 Finestra
Alu-mec Synthesis 45 Finestra / Synthesis 57 Finestra
Synthesis 60 Tt Finestra
Alusuisse Alsec 2000 Finestra 59 / Alsec 2000 Finestra 69
Bodega Bga 50 / New Bt 60
Domal Domal Break 52 Finestra / Domal Break 70 Finestra
Domal Stopper Pg Finestra
EquipSistema 8000 G.A. Finestra 1 Anta
Sistema 8000 G.A. Finestra 2 Anta
Esa Isola Porta
Esdra Ga 53 Porta / Tt 63 Porta / Tt 75 Porta
Indinvest Gold 400 Complanare / Gold 400 Sormonto
Gold 500 Complanare / Gold 500 Sormonto
Gold 600 Complanare / Gold 600 Sormonto
Metra Nc 45 International Finestra
Nc 45 Superthermic Finestra / Nc 55 International Finestra
Nc 68 Superthermic Finestra
Morelli Ma 8300
Ocma Fc 47 Finestra / Fc 55 Finestra / Fc 60 Tt Finestra
Passerini Ekip 40 Evoluzione 2 Ante
Ekip 40 Sormonto 2 Ante / Ekip 50 Sormonto 2 Ante
Ekip Maastricht 53 Finestra / Ekip Maastricht Th 60 Finestra
Ekip Maastricht Th 68 Finestra
Profiliati "Pe "Eku 53" Finestra" / "Pe "Eku 64 Tt"
Finestra"
"Pe "Eku 72 Tt" Finestra"

European cylinder striking plate for frames.
In NYLON. For LOCKS with **DEADBOLT AND LATCHBOLT, ROLLER, ELECTRIC**
with handle for series 78*.

033149 D 10 - 10



Code

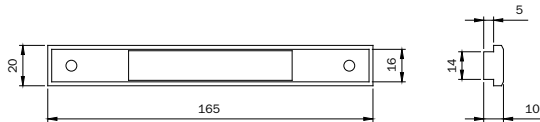
Status

Single
package

Multiple
package

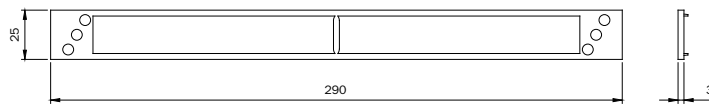
Min. ord.

**In nylon
for metal frames**



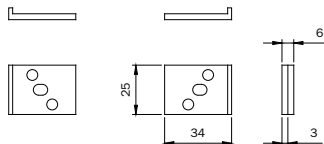
Oval cylinder front plate support for rail frames with front plate mm 16. In NYLON.

033071 B 10 - 10



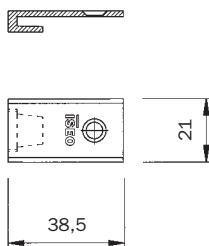
Front plate support in NYLON **290x25** For LOCKS for European cylinder aluminium frames.

038002 B 10 - 10



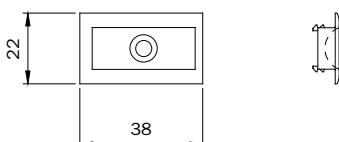
Pair of front plate support spacers in NYLON **25x6**, For locks with European cylinder aluminium frames and double-bit rail frames.

038004 D 10 - 10



Loading spring slide for electric locks for striking plates series 03803*- 03807*-038101 038102-038103

990841 B 10 - 10

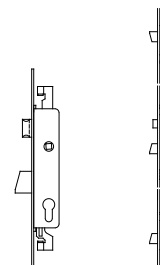


Nylon insert to be used with roller locks series 78* and striking plates 03860*

040880 B 10 - 10

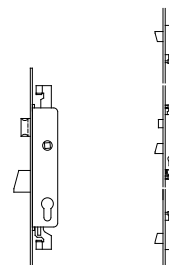
Legend

[1]	Use front plate support spacer mm 3: - for locks for frames (lateral and 3-point locking Electa): Art. 038002 - for double-bit locks for rail frames: Art. 038004
[2]	Use the striking plate without fitting the nylon caps.
[3]	Use front plate support mm 8 Art. 038019
[4]	Use front plate support mm 8 Art. 033071
[5]	For electric versions use the loading spring slide Art. 990841 (only for lateral, 3-point locking and flat multipunto)
[6]	For electric versions use pair of front plate supports mm 3 Art. 038004 (only for lateral and 3-point locking Electa)
[7]	Multipoint assembly recommended for mechanical versions only
[8]	For electric locks use version with extended latchbolt mm 5 (only for 3-point locking and Electa versions)
[9]	You can use stainless steel striking plates 22x1,5 Art. 038035 for versions with deadbolt + latchbolt/roller and electric versions with handle follower Art. 038025 for versions with deadbolt only or for deviators
[10]	Only use versions with 22 mm front plate
[11]	The electric version cannot be installed
[12]	For Multiblindo locks: the assembly only applies to the lateral version
[13]	For Multiblindo locks: the version with hook deviators cannot be installed
[14]	For Multiblindo locks: for roller versions the striking plate must be assembled without the nylon slide
[15]	Locks for rail frames: you can only assemble locks with a case height of 44 mm Art. 704 - 708
[*]	The tables show the ideal backset relating to the used frame (1= Basic frame 2, 3, 4= Oversized frames)



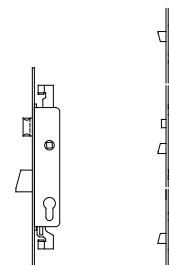
**Mortice locks
center distance 85 mm**

PROFILE		CYLINDER		FRONT PLATE USABLE BACKSET		STRIKING PLATES												
FRAME MANUFACTURER	SERIES	FRAME (*)	C	D	24X7 24X6	24X3	22X3	ADJUSTABLE		STEEL		MULTIPOINT			NYLON			
								DEADBOLT LATCHBOLT/ROLLER AND ELECTRIC	DEADBOLT AND DEVIATORS ONLY	DEADBOLT LATCHBOLT/ROLLER AND ELECTRIC	DEADBOLT AND DEVIATORS ONLY	WITHOUT TIPS	WITH TIPS	FLAT	DEADBOLT LATCHBOLT/ROLLER AND ELECTRIC	DEADBOLT ONLY HOOK AND DEVIATORS ONLY		
ALCAN	ABITHAL CRISTAL	2	30	50		E35	E35	0386011	0387011	038031[5,9]	038021[9]	/	/	038074[5]	038319	038519		
	ABITHAL KEEPER PORTA 53-60	1	30	40			E25	0386001	0387001	/	/	/	/	/	/	/	/	/
	ABITHAL KEEPER PORTA 61-68	1	30	45			E25	0386001	0387001	/	/	/	/	/	/	/	/	/
	ABITHAL KEEPER PORTA C.E.	2	30	45			E30	E30	0386011	0387011	038031[5,9]	038021[9]	/	/	038074[5]	038319	038519	
	ABITHAL PORTA	1	28	28				E25	0386001	0387001	/	/	038073	038071	/	038011[1]	038511	
	WINNER FINESTRA	2	28	40			E25	E25	0386011	0387011	038031[5,9]	038021[9]	/	/	038074[5]	038319	038519	
	WINNER PORTA	1	28	28				E25	0386001	0387001	/	/	038072	038070	/	038011[1]	038511	
ALCOA	ALUBLIND	1	30	80		E30	E30	0386021	0387021	/	/	/	/	/	038012	038512		
	FB 12 BLINDATO	1	28	33			E30	0386001	0387001	038030[5]	038020	/	/	/	038015[1]	038515		
	FB 12 GA / EUROPA GA	2	28	33			E25	E25	0386011	0387011	038031[5,9]	038021[9]	/	/	038074[5]	038319	038519	
	FB 12 T.T.	1	28	40				E25	0386011	0387011	038031[5,9]	038021[9]	/	/	038074[5]	038319	038519	
	FB 12 TRAD./REVAMPING	3	28	28			E25	/	/	038030[5]	038020	/	/	/	038014[1]	038514		
	FORMULA F40 PORTA	1	28	33			E30	E30	0386001	0387001	/	/	038073	038071	/	038321[1]	038521	
	FORMULA F40 TT PORTA	1	30	35				E25	0386001	0387001	/	/	038073	038071	/	038321[1]	038521	
	FORMULA F50 PORTA	1	30	40			E30	E30	0386001	0387001	/	/	038073	038071	/	038321[1]	038521	
	FORMULA F50 TT PORTA	1	30	40				E25	0386001	0387001	/	/	038073	038071	/	038321[1]	038521	
	FORMULA F60 TT PORTA	1	30	50			E25	E25	0386001	0387001	/	/	038073	038071	/	038321[1]	038521	
	GR 9	2	28	28				E25	E25	/	/	038030[5]	038020	/	/	/	038015[1]	038515
	PLANA 1 ANTA	2	28	28			E25	E25	0386001	0387001	038030[5]	038020	/	/	/	038015	038515	
	PLANA 2 ANTE	2	28	28				E25	0386001	0387001	/	/	/	/	/	038013	038513	
	R 35 REVERSIBILE	2	28	28			E25	E25	0386011	0387011	038031[5,9]	038021[9]	/	/	/	038319	038519	
	R 35 SORMONTO	2	28	28				E25	0386011	0387011	038031[5,9]	038021[9]	/	/	/	038319	038519	
	R 40 REVERSIBILE 1 ANTA	2	28	33			E30	E30	0386021	0387021	/	/	/	/	/	038012	038512	
	R 40 REVERSIBILE 2 ANTE	2	28	33				E30	0386021	0387021	/	/	/	/	/	038012	038512	
	R 40 SORMONTO 1 ANTA	2	28	28			E25	E25	0386021	0387021	/	/	/	/	/	038012	038512	
	R 40 SORMONTO 2 ANTE	2	28	28				E25	0386021	0387021	/	/	/	/	/	038012	038512	
	R 50 SORMONTO 1 ANTA	2	28	28			E30	E30	0386021	0387021	/	/	/	/	/	038012	038512	
R 50 SORMONTO 2 ANTE	2	28	28	E30	0386021	0387021		/	/	/	/	/	038012	038512				
R 50 TT SORMONTO 1 ANTA	2	28	28	E30	E30	0386021	0387021	/	/	/	/	/	038012	038512				
R 50 TT SORMONTO 2 ANTE	2	28	28		E30	0386021	0387021	/	/	/	/	/	038012	038512				
R 60 TT COMPLANARE	2	30	45	E30	E30	0386021	0387021	/	/	/	/	/	038012	038512				
ALL.CO FINAL ITES	ALL.CO 5 COMPLANARE	2	28	28		E30	E25	0386031	0387031	/	/	/	/	/	038321[8]	038521		
	ALL.CO 5 PORTA	1	28	28			E30	E30	0386001	0387001	/	/	038072	038070	/	038011[1]	038511	
	ALL.CO 5 REVERSIBILE	2	28	28			E25	E25	0386021	0387021	/	/	/	/	/	038322	038522	
	ALL.CO 5 SORMONTO	2	28	28				E30	0386021	0387021	/	/	/	/	/	038322	038522	
	ALL.CO 5 TT PORTA	1	30	45			E30	E30	0386001	0387001	/	/	038072	038070	/	038011[7]	038511	
	EXPORT 40 FINESTRA	2	30	40				E30	E30	0386011	0387011	038031[5,9]	038021[9]	/	/	038074[5]	038319	038519
	EXPORT 45 TT	2	30	45			E30	E30	0386011	0387011	/	/	/	/	/	/	/	
	EXPORT 50 FINESTRA	2	30	45				E30	E30	0386011	0387011	038031[5,9]	038021[9]	/	/	038074[5]	038319	038519
	EXPORT 50 PORTA	1	30	35			E30	E30	0386001	0387001	/	/	038072	038070	/	038011[1]	038511	
	EXPORT 50 TT FINESTRA	2	30	55				E30	E30	0386011	0387011	038031[5,9]	038021[9]	/	/	038074[5]	038319	038519
	EXPORT 50 TT PORTA	1	30	45			E30	E30	0386001	0387001	/	/	/	/	/	038011[1]	038511	
	FINAL 40 FINESTRA	2	30	35				E30	E30	0386011	0387011	038031[5,9]	038021[9]	/	/	038074[5]	038319	038519
	ITES P4 COMPLANARE	2	28	28			E25	E25	0386031	0387031	/	/	/	/	/	038321[8]	038521	
	ITES P4 SORMONTO	2	28	28				E25	0386021	0387021	/	/	/	/	/	038320[8]	038520	
SICURBLIN 65	1	35	35	E30	E25	0386001	0387001	/	/	038072	038070	/	038011[6]	038511				
SICURBLIN C.E.	1	30	60		E30	E30	0386011	0387011	038031[5,9]	038021[9]	/	/	038074[5]	/	/			
ALNOR	BLINDO BLOCK	1	30	55		E25	E35	0386031	0387031	/	/	/	/	/	038321	038521		
	MONTREAL G.A.	2	28	28			E25	0386031	0387031	/	/	/	/	/	038321	038521		
	MONTREAL PORTA	1	28	28			E25	0386001	0387001	/	/	038072	038070	/	038011[1]	038511		



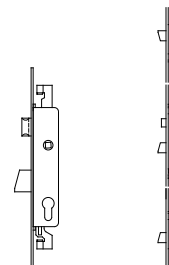
**Mortice locks
center distance 85 mm**

PROFILE		CYLINDER		FRONT PLATE USABLE BACKSET			STRIKING PLATES									
FRAME MANUFACTURER	SERIES	FRAME (*)	C	D	24X7 24X6	24X3	22X3	ADJUSTABLE		STEEL		MULTIPOINT			NYLON	
								DEADBOLT LATCHBOLT/ROLLER AND ELECTRIC	DEADBOLT AND DEVIATORS ONLY	DEADBOLT LATCHBOLT/ROLLER AND ELECTRIC	SOLO CATENACCIO E DEVIATORI	WITHOUT TIPS	WITH TIPS	FLAT	DEADBOLT LATCHBOLT/ROLLER AND ELECTRIC	DEADBOLT ONLY HOOK AND DEVIATORS ONLY
ALUSUISSE	ALSEC 2000 FINESTRA 59	2	30	55		E25	E25	0386011	0387011	038031[5,9]	038021[9]	/	/	038074[5]	038319	038519
	ALSEC 2000 FINESTRA 69	2	30	65		E25	E25	0386011	0387011	038031[5,9]	038021[9]	/	/	038074[5]	038319	038519
	ALSEC 2000 PORTA 59	1	28	40				0386001	0387001	/	/	/	/	038011[1]	038511	038511
	ALSEC 2000 PORTA 59	1	30	50	E35			0386001	0387001	/	/	038073	038071	/	038011	038511
	ALSEC 2000 PORTA 69	1	30	55	E35	E30	0386001	0387001	/	/	038073	038071	/	038011[1]	038511	038511
ALLUK	ALUBLINDO	1	45	45	E30		E30	0386001	0387001	/	/	038072	038070	/	038011[6]	038511
	N 45 PORTA	1	28	28	E30		E30	0386001	0387001	/	/	038072	038070	/	038011	038511
	N 45 REVERSIBILE	2	28	28		E25	E25	0386021	0387021	/	/	/	/	/	/	/
	N 53 COMPLANARE	2	30	35		E25	E25	0386031	0387031	/	/	/	/	/	038321	038521
	N 53 PORTA	1	28	33	E35		E35	0386001	0387001	/	/	038072	038070	/	038011	038511
	N 55 TT COMPLANARE	2	30	40		E25	E25	0386031	0387031	/	/	/	/	/	038321	038521
	N 55 TT PORTA	1	30	35	E35		E30	0386001	0387001	/	/	/	/	/	038011	038511
	N 62 TT PORTA	1	30	45	E35	E30	0386001	0387001	/	/	/	/	/	038011	038511	038511
ALLMEC	SYNTHESIS 45 FINESTRA	2	28	33		E35	E35	0386011	0387011	038031[5,9]	038021[9]	/	/	038074[5]	038319	038519
	SYNTHESIS 57 FINESTRA	2	28	33		E35	E35	0386011	0387011	038031[5,9]	038021[9]	/	/	038074[5]	038319	038519
	SYNTHESIS 57 PORTA	2	35	35	E35		E30	0386001	0387001	/	/	038072	038070	/	038012	038512
	SYNTHESIS 60 TT FINESTRA	2	30	45		E35	E35	0386011	0387011	038031[5,9]	038021[9]	/	/	038074[5]	038319	038519
	SYNTHESIS 60TT PORTA	2	30	40	E35		E35	0386001	0387001	/	/	038072	038070	/	038011	038511
BODEGA	BGA 50	2	30	40		E25	E25	0386011	0387011	038031[5,9]	038021[9]	/	/	038074[5]	038319	038519
	EXTRABLIND 70	2	35	45			E35	0386001	0387001	/	/	/	/	/	038321[1]	038521
	EXTRABLIND 70	2	35	45	E35			0386001	0387001	/	/	038073	038071	/	038011	038511
	NEW BT 60	2	30	45		E25	E25	0386011	0387011	038031[5,9]	038021[9]	/	/	038074[5]	038319	038519
DOMAL	DOMAL BREAK 52 FINESTRA	2	30	40		E30	E30	0386011	0387011	038031[5,9]	038021[9]	/	/	038074[5]	038319	038519
	DOMAL BREAK 52 PORTA	1	30	35	E30		E25	0386001	0387001	/	/	038073	038071	/	038011[1]	038511
	DOMAL BREAK 70 FINESTRA	2	30	55		E30	E30	0386011	0387011	038031[5,9]	038021[9]	/	/	038074[5]	038319	038519
	DOMAL BREAK 70 PORTA	1	30	45	E25		E25	0386001	0387001	/	/	038073	038071	/	038321[6]	038521
	DOMAL SECURITY PORTA	1	45	45			E25	0386001	0387001	/	/	/	/	/	038011	038511
	DOMAL SECURITY PORTA	1	40	40	E35			0386001	0387001	/	/	038072	038070	/	038011	038511
	DOMAL SHOPS PORTA	1	30	40			E25	0386001	0387001	/	/	/	/	/	038011[1]	038511
	DOMAL SHOPS PORTA	1	30	45	E30		E25	0386001	0387001	/	/	038073	038071	/	038011	038511
	DOMAL STOPPER PG FINESTRA	2	30	40		E30	E30	0386011	0387011	038031[5,9]	038021[9]	/	/	038074[5]	038319	038519
	DOMAL STOPPER PG PORTA	1	28	28	E30		E25	0386001	0387001	/	/	038072	038070	/	038011[6]	038511
	EQUIPE	SISTEMA 8000 G.A. FINESTRA 1 ANTA	2	30	30		E35	E35	0386011	0387011	038031[5,9]	038021[9]	/	/	038074[5]	038319
SISTEMA 8000 G.A. FINESTRA 2 ANTE		2	30	30		E35	E35	0386011	0387011	038031[5,9]	038021[9]	/	/	038074[5]	038319	038519
SISTEMA 8000 TT FINESTRA 1 ANTA		2	30	50		E35	E35	0386011	0387011	/	/	/	/	/	/	/
SISTEMA 8000 TT FINESTRA 2 ANTE		2	30	50		E35	E35	0386011	0387011	/	/	/	/	/	/	/
ESA	BLINDAL 60 PORTA 1 ANTA	2	35	35	E35		E30	0386001	0387001	038030[5,6]	038020	/	/	/	038015[6]	038515
	BLINDAL 60 PORTA 2 ANTE	2	35	35	E35		E30	0386001	0387001	038030[5,6]	038020	/	/	/	038015[6]	038515
	BLINDAL 70 PORTA 1 ANTA	1	35	50		E30	E30	0386001	0387001	№2 038030[5,6]	№2 038020	/	/	/	/	/
	BLINDAL 70 PORTA 2 ANTE	1	35	50		E30	E30	0386001	0387001	№2 038030[5,6]	№2 038020	/	/	/	/	/
	GIUNTALL COMPLANARE	2	28	33			E25	0386031	0387031	/	/	/	/	/	038322	038522
	GIUNTALL PORTA	1	28	28		E25	E25	0386021	0387021	/	/	/	/	/	038321	038521
	ISOLA PORTA	1	30	40		E25	E25	0386011	0387011	038031[5,9]	038021[9]	/	/	038074[5]	038319	038519
	ESEDRA	GA 53 PORTA	2	30	40		E30	E30	0386011	0387011	038031[5,9]	038021[9]	/	/	038074[5]	038319
GA 53 PORTA		3	30	40		E35	E35	0386011	0387011	038031[5,9]	038021[9]	/	/	038074[5]	038319	038519
TT 63 PORTA		2	30	50		E30	E30	0386011	0387011	038031[5,9]	038021[9]	/	/	038074[5]	038319	038519



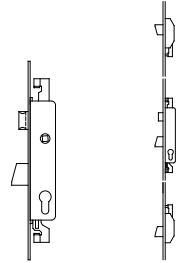
**Mortice locks
center distance 85 mm**

PROFILE		CYLINDER		FRONT PLATE USABLE BACKSET			STRIKING PLATES									
FRAME MANUFACTURER	SERIES	FRAME (*)	C	D	24X7 24X6	24X3	22X3	ADJUSTABLE		STEEL		MULTIPOINT			NYLON	
								DEADBOLT LATCHBOLT/ROLLER AND ELECTRIC	DEADBOLT AND DEVIATORS ONLY	DEADBOLT LATCHBOLT/ROLLER AND ELECTRIC	DEADBOLT AND DEVIATORS ONLY	WITHOUT TIPS	WITH TIPS	FLAT	DEADBOLT LATCHBOLT/ROLLER AND ELECTRIC	DEADBOLT ONLY HOOK AND DEVIATORS ONLY
	TT 63 PORTA	3	30	50		E35	E35	0386011	0387011	038031[5/9]	038021[9]	/	/	038074[5]	038319	038519
	TT 75 PORTA	2	30	60		E30	E30	0386011	0387011	038031[5/9]	038021[9]	/	/	038074[5]	038319	038519
	TT 75 PORTA	3	30	60		E35	E35	0386011	0387011	038031[5/9]	038021[9]	/	/	038074[5]	038319	038519
FRESIA	GLOBAL 41 COMPLANARE	2	28	33		E30	E30	0386021	0387021	/	/	/	/	/	/	/
	GLOBAL 41 SORMONTO	2	28	33		E30	E30	0386021	0387021	/	/	/	/	/	/	/
	GLOBAL 48 COMPLANARE	2	30	40		E30	E30	0386021	0387021	/	/	/	/	/	/	/
	GLOBAL 48 PORTA	1	30	30		E25	E25	0386001	0387001	/	/	/	/	/	/	/
	GLOBAL 48 SORMONTO	2	30	30		E30	E30	0386021	0387021	/	/	/	/	/	/	/
	GLOBAL 70 TAGLIO TERMICO	2	30	45		E30	E30	0386021	0387021	/	/	/	/	/	/	/
INDINVEST	ALPHA 255 COMPLANARE	2	30	30		E25	E25	0386031	0387031	/	/	/	/	/	038013[3/8]	038513[3]
	ALPHA 370 TT COMPLANARE	2	30	45		E25	E25	0386031	0387031	/	/	/	/	/	038013[3]	038513[3]
	ALPHA 445 FINESTRA	2	28	28		E25	E25	0386031	0387031	/	/	/	/	/	038321	038521
	ALPHA 445 PORTA 1 ANTA	1	28	28		E30	E30	0386031	0387031	/	/	/	/	/	038321	038521
	ALPHA 445 PORTA 2 ANTE	1	28	28		E30	E30	0386001	0387001	/	/	/	/	/	038323	038523
	ALPHA 658 TT COMPLANARE	2	30	40		E25	E25	0386031	0387031	/	/	/	/	/	038016	038016
	ALPHA BLITZ 2000	1	30	50		E30	E30	0386031	0387031	/	/	/	/	/	038013[3/8]	038513[3]
	ALPHA GLOBO 45	2	28	28		E25	E25	0386031	0387031	/	/	/	/	/	038321	038521
	ALPHA GLOBO 55	2	30	30		E25	E25	0386031	0387031	/	/	/	/	/	038013	038513
	GOLD 400 COMPLANARE	2	30	35		E30	E30	0386011	0387011	038031[5/9]	038021[9]	/	/	038074[5]	038319	038519
	GOLD 400 SORMONTO	3	30	35		E35	E35	0386011	0387011	038031[5/9]	038021[9]	/	/	038074[5]	038319	038519
	GOLD 500 COMPLANARE	2	30	45		E30	E30	0386011	0387011	038031[5/9]	038021[9]	/	/	038074[5]	038319	038519
	GOLD 500 SORMONTO	3	30	45		E35	E35	0386011	0387011	038031[5/9]	038021[9]	/	/	038074[5]	038319	038519
	GOLD 600 COMPLANARE	2	30	55		E30	E30	0386011	0387011	038031[5/9]	038021[9]	/	/	038074[5]	038319	038519
	GOLD 600 SORMONTO	3	30	55		E35	E35	0386011	0387011	038031[5/9]	038021[9]	/	/	038074[5]	038319	038519
METRA	NC 45 INTERNATIONAL FINESTRA	2	30	40		E30	E30	0386011	0387011	038031[5/9]	038021[9]	/	/	038074[5]	038319	038519
	NC 45 INTERNATIONAL PORTA	1	28	28	E25	E25	0386001	0387001	/	/	038072	038070	/	038011[1]/7]	038511[7]	
	NC 45 SUPERTHERMIC FINESTRA	2	30	40		E25	E25	0386011	0387011	038031[5/9]	038021[9]	/	/	038074[5]	038319	038519
	NC 45 SUPERTHERMIC PORTA	1	28	28		E25	E25	0386001	0387001	/	/	/	/	/	038011[1]	038511
	NC 55 INTERNATIONAL FINESTRA	2	30	50		E25	E25	0386011	0387011	038031[5/9]	038021[9]	/	/	038074[5]	038319	038519
	NC 55 INTERNATIONAL PORTA	1	30	40	E25	E25	0386001	0387001	/	/	038072	038070	/	038011[1]	038511	
	NC 68 SUPERTHERMIC FINESTRA	2	30	55		E25	E25	0386011	0387011	038031[5/9]	038021[9]	/	/	038074[5]	038319	038519
	NC 68 SUPERTHERMIC PORTA	1	30	45	E30	E25	0386001	0387001	/	/	038072	038070	/	038011[1]	038511	
	NUOVO NC 40 COMPLANARE	2	28	28		E25	E25	0386031	0387031	/	/	/	/	/	038321[8/10]	038521[10]
	NUOVO NC 40 SORMONTO 1 ANTA	2	28	28		E25	E25	0386011	0387011	/	/	/	/	/	038320	038520
	NUOVO NC 40 SORMONTO 2 ANTE	2	28	28		E25	E25	0386031	0387031	/	/	/	/	/	038321[8]	038521
	NUOVO NC 40 SORM. 2 ANTE CON RIPORTO	2	28	28		E25	E25	0386011	0387011	/	/	/	/	/	/	/
	NUOVO NC 50 COMPLANARE	2	28	28		E25	E25	0386031	0387031	/	/	/	/	/	038321[8/10]	038521
	NUOVO NC 50 PORTA	1	28	28	E30	E25	0386001	0387001	/	/	038072	038070	/	038011[8]	038511	
	NUOVO NC 50 SORMONTO 1 ANTA	2	28	28		E25	E25	0386021	0387021	/	/	/	/	/	038323	038523
	NUOVO NC 50 SORMONTO 2 ANTE	2	28	28		E25	E25	0386021	0387021	/	/	/	/	/	038323	038523
	SUPERBLINDO	1	30	60	E35	E35	0386001	0387001	/	/	038072	038070	/	038011[1]	038511	
MORELLI	MA 8300	2	30	40		E35	E35	0386011	0387011	038031[5/9]	038021[9]	/	/	038074[5]	038319	038519
NEW TEC	NEW TEC 50 PORTA COMPLANARE	1	28	33	E25	E25	0386001	0387001	/	/	/	/	/	038321	038521	
	NEW TEC 50 PORTA SORMONTO	2	28	33		E30	E30	0386021	0387021	/	/	/	/	/	038012	038512
	NEW TEC 52 TT PORTA COMPLANARE	1	28	33	E25	E25	0386001	0387001	/	/	038073	038071	/	038321	038521	
	NEW TEC 52 TT PORTA SORMONTO	2	28	33		E30	E30	0386021	0387021	/	/	/	/	/	038012	038512
	NEW TEC 60 TT PORTA SORMONTO	2	30	40		E30	E30	0386021	0387021	/	/	/	/	/	038012	038512
	NEW TEC 68 TT PORTA COMPLANARE	1	30	50	E30	E25	0386001	0387001	/	/	038073	038071	/	038321	038521	



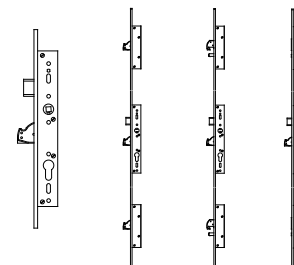
**Mortice locks
center distance 85 mm**

PROFILE		CYLINDER		FRONT PLATE USABLE BACKSET			STRIKING PLATES									
FRAME MANUFACTURER	SERIES	FRAME (*)	C	D	24X7 24X6	24X3	22X3	ADJUSTABLE		STEEL		MULTIPOINT			NYLON	
								DEADBOLT LATCHBOLT/ROLLER AND ELECTRIC	DEADBOLT AND DEVIATORS ONLY	DEADBOLT LATCHBOLT/ROLLER AND ELECTRIC	DEADBOLT AND DEVIATORS ONLY	WITHOUT TIPS	WITH TIPS	FLAT	DEADBOLT LATCHBOLT/ROLLER AND ELECTRIC	DEADBOLT ONLY HOOK AND DEVIATORS ONLY
	NEW TEC 68 TT PORTA SORMONTO	2	30	50		E30	E30	038602	038702	/	/	/	/	/	038012	038512
OCMA	FC 47 FINESTRA	2	28	33		E30	E30	0386011	0387011	038031[5,9]	038021[9]	/	/	038074[5]	038319	038519
	FC 55 FINESTRA	3	30	35		E35	E35	0386011	0387011	038031[5,9]	038021[9]	/	/	038074[5]	038319	038519
	FC 60 TT FINESTRA	2	30	45		E30	E30	0386011	0387011	038031[5,9]	038021[9]	/	/	038074[5]	038319	038519
	FC 60 TT PORTA	1	30	45			E35	/	/	/	/	/	/	038321[1,8]	038521	
	SV 47 PORTA 1 ANTA	1	28	33	E30	E30	0386001	0387001	/	/	038073	038071	/	038011[1,8]	038511	
	SV 47 PORTA 2 ANTE	1	28	28	E30	E30	0386001	0387001	/	/	/	/	/	038011[1,8]	038511	
	SV 62 PORTA 1 ANTA	1	30	45	E30	E30	0386001	0387001	/	/	038073	038071	/	038011[1,8]	038511	
	SV 62 PORTA 2 ANTE	1	30	45	E30	E30	0386001	0387001	/	/	/	/	/	038011[1,8]	038511	
	SV 62 TT PORTA 1 ANTA	1	30	45	E30	E30	0386001	0387001	/	/	038073	038071	/	038011[1,8]	038511	
	SV 62 TT PORTA 2 ANTE	1	30	45	E30	E30	0386001	0387001	/	/	038073	038071	/	038011[1,8]	038511	
	PASSERINI	EKIP 40 COMPLANARE 1 ANTA	2	28	28		E25	E25	0386031	0387031	/	/	/	/	/	038321[8]
EKIP 40 COMPLANARE 2 ANTE		2	28	28		E25	E25	0386031	0387031	/	/	/	/	/	038321[8]	038521
EKIP 40 EVOLUZIONE 1 ANTA		2	28	28		E25	E25	0386011	0387011	/	/	/	/	/	038320	038520
EKIP 40 EVOLUZIONE 2 ANTE		2	28	28		E25	E25	0386011	0387011	038031[5,9]	038021[9]	/	/	038074[5]	038319	038519
EKIP 40 SORMONTO 1 ANTA		2	28	28		E25	E25	0386011	0387011	/	/	/	/	/	038320	038520
EKIP 40 SORMONTO 2 ANTE		2	28	28		E25	E25	0386011	0387011	038031[5,9]	038021[9]	/	/	038074[5]	038319[8]	038519
EKIP 50 COMPLANARE 1 ANTA		2	28	33		E35	E35	0386031	0387031	/	/	/	/	/	/	/
EKIP 50 COMPLANARE 2 ANTE		2	28	33		E35	E35	0386031[11]	0387031	/	/	/	/	/	/	/
EKIP 50 SORMONTO 1 ANTA		2	28	33		E35	E35	0386021	0387021	/	/	/	/	/	038323	038523
EKIP 50 SORMONTO 2 ANTE		2	28	33		E25	E25	0386021	0387021	038031[5,9]	038021[9]	/	/	038074[5]	038319[8]	038519
EKIP BLINDO		1	45	45		E35	E35	0386001	0387001	/	/	/	/	/	/	/
EKIP MAASTRICHT 53 FINESTRA		2	30	40		E30	E30	0386011	0387011	038031[5,9]	038021[9]	/	/	038074[5]	038319	038519
EKIP MAASTRICHT 53 PORTA 1 ANTA		1	30	40	E30	E25	0386001	0387001	/	/	038072	038070	/	038011	038511	
EKIP MAASTRICHT 53 PORTA 2 ANTE		1	30	35		E30	0386001[1]	0387001	/	/	/	/	/	038011[1]	038511	
EKIP MAASTRICHT TH 60 FINESTRA		2	30	45		E30	E30	0386011	0387011	038031[5,9]	038021[9]	/	/	038074[5]	038319	038519
EKIP MAASTRICHT TH 60 PORTA 1 ANTA		1	30	45	E30	E25	0386001	0387001	/	/	038072	038070	/	038011	038511	
EKIP MAASTRICHT TH 60 PORTA 2 ANTE		1	30	40		E30	0386001[1]	0387001	/	/	/	/	/	038011[1]	038511	
EKIP MAASTRICHT TH 68 FINESTRA		2	30	55		E30	E30	0386011	0387011	038031[5,9]	038021[9]	/	/	038074[5]	038319	038519
EKIP MAASTRICHT TH 68 PORTA 1 ANTA		1	30	55	E30	E25	0386001	0387001	/	/	038072	038070	/	038011	038511	
EKIP MAASTRICHT TH 68 PORTA 2 ANTE		1	30	50		E30	0386001[1]	0387001	/	/	/	/	/	038011[1]	038511	
EKIP THERMO 53 FINESTRA 1 ANTA		2	30	40		E25	E25	0386031	0387031	/	/	/	/	/	/	/
EKIP THERMO 53 FINESTRA 2 ANTE		2	30	40		E25	E25	0386031	0387031	/	/	/	/	/	038321[8]	038521
EKIP THERMO 53 PORTA		1	30	40	E30	E25	0386001	0387001	/	/	038072	038070	/	038011[6]	038511	
PROFILATI	"PE "EKU 53"" FINESTRA"	2	30	40		E30	E30	0386011	0387011	038031[5,9]	038021[9]	/	/	038074[5]	038319	038519
	"PE "EKU 53"" PORTA"	1	30	30	E25	E25	0386001	0387001	/	/	038073	038071	/	038321	038521	
	"PE "EKU 64 TT"" FINESTRA"	2	30	50		E30	E30	0386011	0387011	038031[5,9]	038021[9]	/	/	038074[5]	038319	038519
	"PE "EKU 64 TT"" PORTA"	1	30	40	E25	E25	0386001	0387001	/	/	038073	038071	/	038321	038521	
	"PE "EKU 72 TT"" FINESTRA"	2	30	60		E30	E30	0386011	0387011	038031[5,9]	038021[9]	/	/	038074[5]	038319	038519
	"PE "EKU 72 TT"" PORTA"	1	30	50	E25	E25	0386001	0387001	/	/	038073	038071	/	038321	038521	
	SISTEMA PE 1 40 COMP./EST. 1 ANTA	2	28	28		E30	E30	0386011	0387011	/	/	/	/	/	038320	038520
	SISTEMA PE 1 40 COMP./EST. 2 ANTE	2	28	28		E30	E30	0386031	0387031	/	/	/	/	/	038321	038521
	SISTEMA PE 1 40 SORMONTO 1 ANTA	2	28	28		E30	E30	0386011	0387011	/	/	/	/	/	038320	038520
	SISTEMA PE 1 40 SORMONTO 2 ANTE	2	28	28		E30	E30	0386031	0387031	/	/	/	/	/	038321	038521
	SISTEMA PE 1 50 COMP./EST. 1 ANTA	2	30	40		E30	E30	0386011	0387011	/	/	/	/	/	038320	038520
	SISTEMA PE 1 50 COMP./EST. 2 ANTE	2	30	40		E30	E30	0386031	0387031	/	/	/	/	/	038321	038521
	SISTEMA PE 1 50 SORMONTO 1 ANTA	2	30	35		E30	E30	0386011	0387011	/	/	/	/	/	038320	038520
	SISTEMA PE 1 50 SORMONTO 2 ANTE	2	30	35		E30	E30	0386031	0387031	/	/	/	/	/	038321	038521
	SCHÜCO	ROYAL 78 ST BLINDATO	1	40	40	E30	E25	0386001	0387001	/	/	038072	038070	/	038011[1]	038511



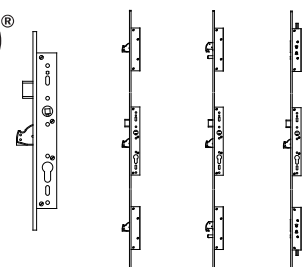
Mortice locks
center distance 85 mm

PROFILE		CYLINDER		FRONT PLATE USABLE BACKSET			STRIKING PLATES									
FRAME MANUFACTURER	SERIES	FRAME (*)	C	D	24X7 24X6	24X3	22X3	ADJUSTABLE		STEEL		MULTIPOINT			NYLON	
								DEADBOLT LATCHBOLT/ROLLER AND ELECTRIC	DEADBOLT AND DEVIATORS ONLY	DEADBOLT LATCHBOLT/ROLLER AND ELECTRIC	DEADBOLT AND DEVIATORS ONLY	WITHOUT TIPS	WITH TIPS	FLAT	DEADBOLT LATCHBOLT/ROLLER AND ELECTRIC	DEADBOLT ONLY HOOK AND DEVIATORS ONLY
	ROYAL S 50 N	1	30	30	E35		E30	0386001	0387001	038030[5]	038020	/	/	/	/	/
	ROYAL S 55 TT	1	30	40	E35		E30	0386001	0387001	038030[5]	038020	/	/	/	/	/
	ROYAL S 65 TT	1	30	45	E35		E35	0386001	0387001	038030[5]	038020	/	/	/	/	/
WICONA	L60A	1	30	45			E35	0386001	0387001	/	/	/	/	/	038011[1]	038511
	L70A	1	30	50			E35	0386001	0387001	/	/	/	/	/	038011[1]	038511



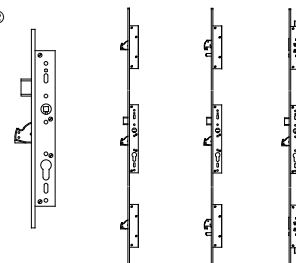
**Mortice locks
center distance 92 mm**

PROFILE		CYLINDER			FRONT PLATE USABLE BACKSET				MODULAR STRIKING PLATES						
FRAME MANUFACTURER	SERIES	FRAME (*)				24X6	24X7	24X3	22X3	RIGHT-HAND LOCK	LEFT-HAND LOCK	DEADBOLT DEVIATORS L=180	HOOK DEVIATORS L=180	DEADBOLT DEVIATORS L=180	HOOK DEVIATORS L=180
			C	D	ESCUTCHEON										
ALCAN	ABITHAL CRISTAL	2	30	50	NO	/	/	E35	E35	033173	033174	033181	033182	033177	033178
	ABITHAL KEEPER PORTA 53-60	1	30	40	SI	E30	E30	E30[12]	E30	033162	033163	033170	033171	033166	033167
	ABITHAL KEEPER PORTA 61-68	1	30	40	SI	E30	E30	E30[12]	E30	033162	033163	033170	033171	033166	033167
	ABITHAL KEEPER PORTA C.E.	2	30	40	NO	/	/	E30	E30	033173	033174	033181	033182	033177	033178
	ABITHAL PORTA	1	28	28	NO	/	/	E25	E25	033162	033163	033170	033171	033166	033167
	WINNER FINESTRA	2	28	40	NO	/	/	E25	E25	033173	033174	033181	033182	033177	033178
	WINNER PORTA	1	28	28	NO	/	/	E25	E25	033162	033163	033170	033171	033166	033167
ALCOA	FB 12 BLINDATO	1	28	33	SI	E35	E35	E30[12]	E30	033162	033163	033170	033171	033166	033167
	FB 12 GA / EUROPA GA	2	30	40	NO	/	/	E30	E30	033173	033174	033181	033182	033177	033178
	FB 12 T.T.	1	30	45	NO	/	/	E30	E30	033173	033174	033181	033182	033177	033178
	FORMULA F40 PORTA	1	28	33	SI	E30	E30	E30[12]	E30	033162	033163	033170	033171	033166	033167
	FORMULA F40 TT PORTA	1	28	33	SI	E25	E25	E25[12]	E25	033162	033163	033170	033171	033166	033167
	FORMULA F50 PORTA	1	30	45	SI	E30	E30	E30[12]	E30	033162	033163	033170	033171	033166	033167
	FORMULA F50 TT PORTA	1	30	45	SI	E25	E25	E25[12]	E25	033162	033163	033170	033171	033166	033167
	FORMULA F60 TT PORTA	1	30	50	SI	E25	E25	E25[12]	E25	033162	033163	033170	033171	033166	033167
	PLANA 1 ANTA	2	28	33	NO	/	/	E25[12]	E25	033162	033163	033170	033171	033166	033167
	PLANA 2 ANTE	2	28	33	NO	E25	E25	E25[12]	E25	033162	033163	033170	033171	033166	033167
	R 35 REVERSIBILE	2	28	28	NO	/	/	E25[12]	E25	033173	033174	033181	033182	033177	033178
R 35 SORMONTO	2	28	33	NO	/	/	E30[12]	E30	033173	033174	033181	033182	033177	033178	
ALL.CO FINAL ITES	ALL.CO 5 PORTA	1	28	33	SI	E30	E30	E25[12]	E25	033162	033163	033170	033171	033166	033167
	ALL.CO 5 TT PORTA	1	30	45	SI	E30	E30	E25[12]	E25	033162	033163	033170	033171	033166	033167
	EXPORT 40 FINESTRA	2	30	45	NO	/	/	E30	E30	033173	033174	033181	033182	033177	033178
	EXPORT 45 TT FINESTRA	2	30	40	NO	/	/	E25	E25	033173	033174	033181	033182	033177	033178
	EXPORT 50 FINESTRA	2	30	45	NO	/	/	E30	E30	033173	033174	033181	033182	033177	033178
	EXPORT 50 PORTA	1	30	35	SI	E30	E30	E25[12]	E25	033162	033163	033170	033171	033166	033167
	EXPORT 50 TT FINESTRA	2	30	55	NO	/	/	E30	E30	033173	033174	033181	033182	033177	033178
	EXPORT 50 TT PORTA	1	30	50	SI	/	/	E25[12]	E25	033162	033163	033170	033171	033166	033167
	FINAL 40 FINESTRA	2	28	33	NO	/	/	E30	E30	033173	033174	033181	033182	033177	033178
	SICURBLIN 65	1	40	40	SI	E30	E30	E25[12]	E25	033162	033163	033170	033171	033166	033167
SICURBLIN C.E.	1	30	60	NO	/	/	E30	E30	033173	033174	033181	033182	033177	033178	
ALNOR	MONTREAL PORTA	1	28	28	SI	E25	E25	E25[12]	E25	033162	033163	033170	033171	033166	033167
ALUSUISSE	ALSEC 2000 FINESTRA 59	2	30	55	NO	/	/	E30	E30	033173	033174	033181	033182	033177	033178
	ALSEC 2000 FINESTRA 69	2	30	65	NO	/	/	E30	E30	033173	033174	033181	033182	033177	033178
	ALSEC 2000 PORTA 59	1	30	45	SI	E30	E30	E30[12]	E30	033162	033163	033170	033171	033166	033167
	ALSEC 2000 PORTA 69	1	30	45	SI	E30	E30	E30[12]	E30	033162	033163	033170	033171	033166	033167
ALU-K	ALUBLINDO	1	45	45	SI	E30	E30	E25[12]	E25	033162	033163	033170	033171	033166	033167
	N 45 PORTA	1	28	28	SI	E30	E30	E25[12]	E25	033162	033163	033170	033171	033166	033167
	N 53 PORTA	1	30	35	SI	E35	E35	E30[12]	E30	033162	033163	033170	033171	033166	033167
	N 55 TT PORTA	1	30	40	SI	E35	E35	E30[12]	E30	033162	033163	033170	033171	033166	033167
	N 62 TT PORTA	1	30	45	SI	E35	E35	E30[12]	E30	033162	033163	033170	033171	033166	033167
ALU-MEC	SYNTHESIS 45 FINESTRA	2	28	33	NO	/	/	E35	E35	033173	033174	033181	033182	033177	033178
	SYNTHESIS 57 FINESTRA	2	30	45	NO	/	/	E35	E35	033173	033174	033181	033182	033177	033178
	SYNTHESIS 57 PORTA	2	35	35	SI	E35	E35	E30[12]	E30	033162	033163	033170	033171	033166	033167
	SYNTHESIS 60 TT FINESTRA	2	30	50	NO	/	/	E35	E35	033173	033174	033181	033182	033177	033178
	SYNTHESIS 60 TT PORTA	2	30	45	SI	E40	E40	E30	E30	033162	033163	033170	033171	033166	033167



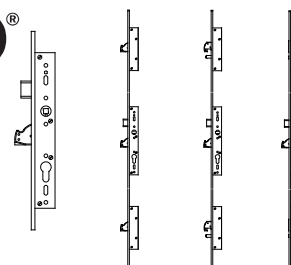
**Mortice locks
center distance 92 mm**

PROFILE		CYLINDER			FRONT PLATE USABLE BACKSET				MODULAR STRIKING PLATES						
FRAME MANUFACTURER	SERIES	FRAME (*)	C	D	ESCUTCHEON	24X6	24X7	24X3	22X3	RIGHT-HAND LOCK	LEFT-HAND LOCK	DEADBOLT DEVIATORS L=180	HOOK DEVIATORS L=180	DEADBOLT DEVIATORS L=180	HOOK DEVIATORS L=180
BODEGA	BGA 50	2	30	40	NO	/	/	E25	E25	033173	033174	033181	033182	033177	033178
	EXTRABLIND 70	2	40	50	SI	E40	E40	/	/	033162	033163	033170	033171	033166	033167
	NEW BT 60	2	30	50	NO	/	/	E30	E30	033173	033174	033181	033182	033177	033178
DOMAL	DOMAL BREAK 52 FINESTRA	2	30	40	NO	/	/	E30	E30	033173	033174	033181	033182	033177	033178
	DOMAL BREAK 52 PORTA	1	30	35	SI	E30	E30	E25[12]	E25	033162	033163	033170	033171	033166	033167
	DOMAL BREAK 70 FINESTRA	2	30	55	NO	/	/	E30	E30	033173	033174	033181	033182	033177	033178
	DOMAL BREAK 70 PORTA	1	30	50	SI	E30	E30	E25[12]	E25	033162	033163	033170	033171	033166	033167
	DOMAL SECURITY PORTA	1	45	45	SI	E40	E40	E35[12]	E35	033162	033163	033170	033171	033166	033167
	DOMAL SHOPS PORTA	1	30	45	SI	E30	E30	E25[12]	E25	033162	033163	033170	033171	033166	033167
	DOMAL STOPPER PG FINESTRA	2	30	40	NO	/	/	E30	E30	033173	033174	033181	033182	033177	033178
	DOMAL STOPPER PG PORTA	1	28	33	SI	E30	E30	E25[12]	E25	033162	033163	033170	033171	033166	033167
	EQUIPE	SISTEMA 8000 G.A. FINESTRA 1 ANTA	2	28	33	NO	/	/	E40	E40	033173	033174	033181	033182	033177
SISTEMA 8000 G.A. FINESTRA 2 ANTE		2	28	33	NO	/	/	E40	E40	033173	033174	033181	033182	033177	033178
SISTEMA 8000 TT FINESTRA 1 ANTA		2	30	55	NO	/	/	E40	E40	033173	033174	033181	033182	033177	033178
SISTEMA 8000 TT FINESTRA 2 ANTE		2	30	55	NO	/	/	E40	E40	033173	033174	033181	033182	033177	033178
ESA	BLINDAL 60 PORTA 1 ANTA	2	35	35	SI	E35[14]	/	E35[12]	E35	033162	033163	033170	033171	033166	033167
	BLINDAL 60 PORTA 2 ANTE	2	35	35	SI	E35[14]	/	E35[12]	E35	033162	033163	033170	033171	033166	033167
	BLINDAL 70 PORTA 1 ANTA	1	35	50	SI	E35	E35	E35	E35	033162	033163	033170	033171	033166	033167
	BLINDAL 70 PORTA 2 ANTE	1	35	50	SI	E35	E35	E35	E35	033162	033163	033170	033171	033166	033167
	ISOLA PORTA	1	30	45	SI	/	/	E30	E30	033173	033174	033181	033182	033177	033178
ESEDRA	GA 53 PORTA	2	30	40	NO	/	/	E30/E35	E30/E35	033173	033174	033181	033182	033177	033178
	TT 63 PORTA	2	30	50	NO	/	/	E30/E35	E30/E35	033173	033174	033181	033182	033177	033178
	TT 75 PORTA	2	30	60	NO	/	/	E30/E35	E30/E35	033173	033174	033181	033182	033177	033178
FRESIA	GLOBAL 48 PORTA	1	30	30	SI	E30	E30	E25	E25	033162	033163	033170	033171	033166	033167
INDINVESTALPHA	445 PORTA 2 ANTE	1	28	28	SI	E35	E35	E30	E30	033162	033163	033170	033171	033166	033167
	GOLD 400 COMPLANARE	2	28	33	NO	/	/	E30	E30	033173	033174	033181	033182	033177	033178
	GOLD 400 SORMONTO	3	28	33	NO	/	/	E30	E30	033173	033174	033181	033182	033177	033178
	GOLD 500 COMPLANARE	2	30	45	NO	/	/	E30	E30	033173	033174	033181	033182	033177	033178
	GOLD 500 SORMONTO	3	30	45	NO	/	/	E30	E30	033173	033174	033181	033182	033177	033178
	GOLD 600 COMPLANARE	2	30	55	NO	/	/	E30	E30	033173	033174	033181	033182	033177	033178
	GOLD 600 SORMONTO	3	30	55	NO	/	/	E30	E30	033173	033174	033181	033182	033177	033178
METRA	NC 45 INTERNATIONAL FINESTRA	2	30	40	NO	/	/	E30	E30	033173	033174	033181	033182	033177	033178
	NC 45 INTERNATIONAL PORTA	1	28	33	SI	E25	E25	E25[12]	E25	033162	033163	033170	033171	033166	033167
	NC 45 SUPERHERMIC FINESTRA	2	30	40	NO	/	/	E25	E25	033173	033174	033181	033182	033177	033178
	NC 45 SUPERHERMIC PORTA	1	28	33	SI	E30	E30	E25[12]	E25	033162	033163	033170	033171	033166	033167
	NC 55 INTERNATIONAL FINESTRA	2	30	50	NO	/	/	E25	E25	033173	033174	033181	033182	033177	033178
	NC 55 INTERNATIONAL PORTA	1	30	40	SI	E30	E30	E25[12]	E25	033162	033163	033170	033171	033166	033167
	NC 68 SUPERHERMIC FINESTRA	2	30	55	NO	/	/	E25	E25	033173	033174	033181	033182	033177	033178
	NC 68 SUPERHERMIC PORTA	1	30	45	SI	E30	E30	E25[12]	E25	033162	033163	033170	033171	033166	033167
	NUOVO NC 50 PORTA	1	30	30	SI	E30	E30	E25	E25	033162	033163	033170	033171	033166	033167
	SUPERBLINDO	1	30	60	SI	E35	E35	E30[12]	E30	033162	033163	033170	033171	033166	033167
MORELLI	MA 8300	1	30	40	NO	/	/	E30	E30	033173	033174	033181	033182	033177	033178
NEW TEC	NEW TEC 50 PORTA COMPLANARE	1	30	35	SI	E25	E25	E25[12]	E25	033162	033163	033170	033171	033166	033167



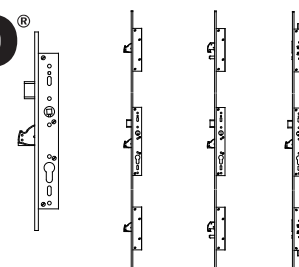
**Mortice locks
center distance 92 mm**

PROFILE		CYLINDER			FRONT PLATE USABLE BACKSET				MODULAR STRIKING PLATES						
FRAME MANUFACTURER	SERIES	FRAME (*)				24X6	24X7	24X3	22X3	RIGHT-HAND LOCK	LEFT-HAND LOCK	DEADBOLT DEVIATORS L=180	HOOK DEVIATORS L=180	DEADBOLT DEVIATORS L=180	HOOK DEVIATORS L=180
			C	D	ESCUTCHEON										
	NEW TEC 52 TT PORTA COMPLANARE	1	30	35	SI	E25	E25	E25[12]	E25	033162	033163	033170	033171	033166	033167
	NEW TEC 68 TT PORTA COMPLANARE	1	30	55	SI	E30	E30	E25[12]	E25	033162	033163	033170	033171	033166	033167
OCMA	FC 47 FINESTRA	2	28	33	NO	/	/	E30	E30	033173	033174	033181	033182	033177	033178
	FC 55 FINESTRA	3	30	40	NO	/	/	E35	E35	033173	033174	033181	033182	033177	033178
	FC 60 TT FINESTRA	2	30	45	NO	/	/	E30	E30	033173	033174	033181	033182	033177	033178
	FC 60 TT PORTA	1	30	45	SI	E35[13]	E35[13]	/	/	033162	033163	033170	033171	033166	033167
	SV 47 PORTA 1 ANTA	1	28	33	SI	E35	E35	E30[12]	E30	033162	033163	033170	033171	033166	033167
	SV 47 PORTA 2 ANTE	1	28	33	SI	E35	E35	E30[12]	E30	033162	033163	033170	033171	033166	033167
	SV 62 PORTA 1 ANTA	1	30	45	SI	E30	E30	E30[12]	E30	033162	033163	033170	033171	033166	033167
	SV 62 PORTA 2 ANTE	1	30	45	SI	E30	E30	E30[12]	E30	033162	033163	033170	033171	033166	033167
	SV 62 TT PORTA 1 ANTA	1	30	45	SI	E30	E30	E30[12]	E30	033162	033163	033170	033171	033166	033167
	SV 62 TT PORTA 2 ANTE	1	30	45	SI	E30	E30	E30[12]	E30	033162	033163	033170	033171	033166	033167
PASSERINI	EKIP 40 EVOLUZIONE 2 ANTE	2	28	28	NO	/	/	E25	E25	033173	033174	033181	033182	033177	033178
	EKIP 40 SORMONTO 2 ANTE	2	28	28	NO	/	/	E25	E25	033173	033174	033181	033182	033177	033178
	EKIP BLINDO	1	45	45	SI	E40	E40	E35	E35	033162	033163	033170	033171	033166	033167
	EKIP MAASTRICHT 53 FINESTRA	2	30	40	NO	/	/	E30	E30	033173	033174	033181	033182	033177	033178
	EKIP MAASTRICHT 53 PORTA 1 ANTA	1	30	40	SI	E30	E30	E25[12]	E25	033162	033163	033170	033171	033166	033167
	EKIP MAASTRICHT 53 PORTA 2 ANTE	1	30	35	SI	E30	E30	E25[12]	E25	033162	033163	033170	033171	033166	033167
	EKIP MAASTRICHT TH 60 FINESTRA	2	30	45	NO	/	/	E30	E30	033173	033174	033181	033182	033177	033178
	EKIP MAASTRICHT TH 60 PORTA 1 ANTA	1	30	45	SI	E30	E30	E25[12]	E25	033162	033163	033170	033171	033166	033167
	EKIP MAASTRICHT TH 60 PORTA 2 ANTE	1	30	40	SI	E30	E30	E25[12]	E25	033162	033163	033170	033171	033166	033167
	EKIP MAASTRICHT TH 68 FINESTRA	2	30	55	NO	/	/	E30	E30	033173	033174	033181	033182	033177	033178
	EKIP MAASTRICHT TH 68 PORTA 1 ANTA	1	30	55	SI	E30	E30	E25[12]	E25	033162	033163	033170	033171	033166	033167
	EKIP MAASTRICHT TH 68 PORTA 2 ANTE	1	30	50	SI	E30	E30	E25[12]	E25	033162	033163	033170	033171	033166	033167
	EKIP THERMO 53 PORTA	1	30	40	SI	E30	E30	E25[12]	E25	033162	033163	033170	033171	033166	033167
	PROFILATI	"PE ""EKU 53"" FINESTRA"	2	30	40	NO	/	/	E30	E30	033173	033174	033181	033182	033177
"PE ""EKU 53"" PORTA"		1	30	30	SI	E25	E25	E25[12]	E25	033162	033163	033170	033171	033166	033167
"PE ""EKU 64 TT"" FINESTRA"		2	30	50	NO	/	/	E30	E30	033173	033174	033181	033182	033177	033178
"PE ""EKU 64 TT"" PORTA"		1	30	40	SI	E25	E25	E25[12]	E25	033162	033163	033170	033171	033166	033167
"PE ""EKU 72 TT"" FINESTRA"		2	30	60	NO	/	/	E30	E30	033173	033174	033181	033182	033177	033178
"PE ""EKU 72 TT"" PORTA"		1	30	50	SI	E25	E25	E25[12]	E25	033162	033163	033170	033171	033166	033167
SISTEMA 1 PE 40 COMP./EST. 2 ANTE		2	28	33	NO	/	/	E25	E25	033162	033163	033170	033171	033166	033167
SISTEMA 1 PE 40 SORMONTO 2 ANTE		2	28	28	NO	/	/	E25	E25	033162	033163	033170	033171	033166	033167
SCHÜCO	ROYAL 78 ST BLINDATO	1	40	40	SI	E30	E30	E25[12]	E25	033162	033163	033170	033171	033166	033167
	ROYAL S 50 N	1	30	30	SI	E35	/	E30[12]	E30	033162	033163	033170	033171	033166	033167
	ROYAL S 55 TT	1	30	40	SI	E35	/	E30[12]	E30	033162	033163	033170	033171	033166	033167
	ROYAL S 65 TT	1	30	50	SI	E35	/	E30[12]	E30	033162	033163	033170	033171	033166	033167
WICONA	L60-A	1	30	45	SI	E35	E35	E30[12]	E30	033162	033163	033170	033171	033166	033167
	L70-A	1	30	50	SI	E40	E40	E35[12]	E35	033162	033163	033170	033171	033166	033167



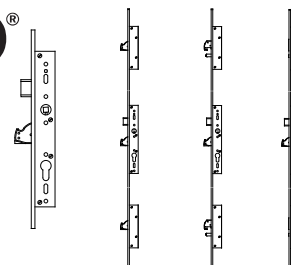
**Mortice locks
center distance 92 mm**

PROFILE		CYLINDER			FRONT PLATE USABLE BACKSET				MODULAR STRIKING PLATES						
FRAME MANUFACTURER	SERIES	FRAME (*)	C	D	ESCUTCHEON	24X6	24X7	24X3	22X3	CHIUSE			ADJUSTABLE		
										LOCKS	HOOK DEVIATORS	DEADBOLT DEVIATORS	LOCKS	DEADBOLT DEVIATORS	HOOK DEVIATORS
ALCAN	ABITHAL CRISTAL	2	30	50	NO	/	/	E35	E35	038085	038086	038087	0386011	0387011	038711
	ABITHAL KEEPER PORTA 53-60	1	30	40	SI	E30	E30	E30[12]	E30	038079	038083	038084	0386001	0387001	038710
	ABITHAL KEEPER PORTA 61-68	1	30	40	SI	E30	E30	E30[12]	E30	038079	038083	038084	0386001	0387001	038710
	ABITHAL KEEPER PORTA C.E.	2	30	40	NO	/	/	E30	E30	038085	038086	038087	0386011	0387011	038711
	ABITHAL PORTA	1	28	28	NO	/	/	E25	E25	038079	038083	038084	0386001	0387001	038710
	WINNER FINESTRA	2	28	40	NO	/	/	E25	E25	038085	038086	038087	0386011	0387011	038711
	WINNER PORTA	1	28	28	NO	/	/	E25	E25	038079	038083	038084	0386001	0387001	038710
ALCOA	ALUBLIND	1	30	80	SI	/	/	E35	E35	/	/	/	0386021	0387021	/
	FB 12 BLINDATO	1	28	33	SI	E35	E35	E30[12]	E30	038079	038083	038084	0386001	0387001	038710
	FB 12 GA / EUROPA GA	2	30	40	NO	/	/	E30	E30	038085	038086	038087	0386011	0387011	038711
	FB 12 T.T.	1	30	45	NO	/	/	E30	E30	038085	038086	038087	0386011	0387011	038711
	FORMULA F40 PORTA	1	28	33	SI	E30	E30	E30[12]	E30	038079	038083	038084	0386001	0387001	038710
	FORMULA F40 TT PORTA	1	28	33	SI	E25	E25	E25[12]	E25	038079	038083	038084	0386001	0387001	038710
	FORMULA F50 PORTA	1	30	45	SI	E30	E30	E30[12]	E30	038079	038083	038084	0386001	0387001	038710
	FORMULA F50 TT PORTA	1	30	45	SI	E25	E25	E25[12]	E25	038079	038083	038084	0386001	0387001	038710
	FORMULA F60 TT PORTA	1	30	50	SI	E25	E25	E25[12]	E25	038079	038083	038084	0386001	0387001	038710
	PLANA 1 ANTA	2	28	33	NO	/	/	E25[12]	E25	038079	038083	038084	0386001	0387001	038710
	PLANA 2 ANTE	2	28	33	NO	E25	E25	E25[12]	E25	038079	038083	038084	0386001	0387001	038710
	R 35 REVERSIBILE	2	28	28	NO	/	/	E25[12]	E25	038085	038086	038087	0386011	0387011	038711
	R 35 SORMONTO	2	28	33	NO	/	/	E30[12]	E30	038085	038086	038087	0386011	0387011	038711
	R 40 REVERSIBILE 1 ANTA	2	28	33	NO	/	/	E30	E30	/	/	/	0386021	0387021	/
	R 40 REVERSIBILE 2 ANTE	2	28	33	NO	/	/	E30	E30	/	/	/	0386021	0387021	/
	R 40 SORMONTO 1 ANTA	2	28	28	NO	/	/	E25	E25	/	/	/	0386021	0387021	/
	R 40 SORMONTO 2 ANTE	2	28	28	NO	/	/	E25	E25	/	/	/	0386021	0387021	/
	R 50 SORMONTO 1 ANTA	2	28	28	NO	/	/	E30	E30	/	/	/	0386021	0387021	/
R 50 SORMONTO 2 ANTE	2	28	28	NO	/	/	E30	E30	/	/	/	0386021	0387021	/	
R 50 TT SORMONTO 1 ANTA	2	28	28	NO	/	/	E30	E30	/	/	/	0386021	0387021	/	
R 50 TT SORMONTO 2 ANTE	2	28	28	NO	/	/	E30	E30	/	/	/	0386021	0387021	/	
R 60 TT COMPLANARE	2	30	45	NO	/	/	E30	E30	/	/	/	0386021	0387021	/	
ALL.CO FINAL ITES	ALL.CO 5 COMPLANARE	2	28	28	NO	/	/	E25	E25	038085	038086	038087	0386031	0387031	/
	ALL.CO 5 PORTA	1	28	33	SI	E30	E30	E25[12]	E25	038079	038083	038084	0386001	0387001	038710
	ALL.CO 5 REVERSIBILE	2	28	28	NO	/	/	E25	E25	/	/	/	0386021	0387021	/
	ALL.CO 5 TT PORTA	1	30	45	SI	E30	E30	E25[12]	E25	038079	038083	038084	0386001	0387001	038710
	EXPORT 40 FINESTRA	2	30	45	NO	/	/	E30	E30	038085	038086	038087	0386011	0387011	038711
	EXPORT 45 TT FINESTRA	2	30	40	NO	/	/	E25	E25	038085	038086	038087	0386011	0387011	038711
	EXPORT 50 FINESTRA	2	30	45	NO	/	/	E30	E30	038085	038086	038087	0386011	0387011	038711
	EXPORT 50 PORTA	1	30	35	SI	E30	E30	E25[12]	E25	038079	038083	038084	0386001	0387001	038710
	EXPORT 50 TT FINESTRA	2	30	55	NO	/	/	E30	E30	038085	038086	038087	0386011	0387011	038711
	EXPORT 50 TT PORTA	1	30	50	SI	/	/	E25[12]	E25	038079	038083	038084	0386001	0387001	038710
	FINAL 40 FINESTRA	2	28	33	NO	/	/	E30	E30	038085	038086	038087	0386011	0387011	038711
	ITES P4 COMPLANARE	2	28	28	NO	/	/	E25	E25	038085	038086	038087	0386031	0387031	/
	ITES P4 SORMONTO	2	28	28	NO	/	/	E25	E25	/	/	/	0386021	0387021	/
	SICURBLIN 65	1	40	40	SI	E30	E30	E25[12]	E25	038079	038083	038084	0386001	0387001	038710
SICURBLIN C.E.	1	30	60	NO	/	/	E30	E30	038085	038086	038087	0386011	0387011	038711	
ALNOR	BLINDO BLOCK	1	30	55	NO	/	/	E30	E30	038085	038086	038087	0386031	0387031	/
	MONTREAL G.A.	2	28	28	NO	/	/	E25	E25	038085	038086	038087	0386031	0387031	/
	MONTREAL PORTA	1	28	28	SI	E25	E25	E25[12]	E25	038079	038083	038084	0386001	0387001	038710
ALUSUISSE	ALSEC 2000 FINESTRA 59	2	30	55	NO	/	/	E30	E30	038085	038086	038087	0386011	0387011	038711



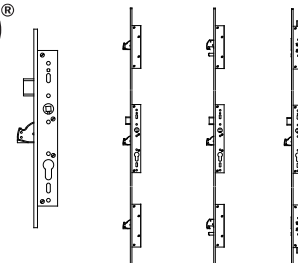
**Mortice locks
center distance 92 mm**

PROFILE		CYLINDER				FRONT PLATE USABLE BACKSET				MODULAR STRIKING PLATES					
										CHIUSE			ADJUSTABLE		
FRAME MANUFACTURER	SERIES	FRAME (*)	C	D	ES CUT-CHEON	24X6	24X7	24X3	22X3	LOCKS	HOOK DEVIATORS	DEADBOLT DEVIATORS	LOCKS	HOOK DEVIATORS	DEADBOLT DEVIATORS
	ALSEC 2000 FINESTRA 69	2	30	65	NO	/	/	E30	E30	038085	038086	038087	0386011	0387011	038711
	ALSEC 2000 PORTA 59	1	30	45	SI	E30	E30	E30[12]	E30	038079	038083	038084	0386001	0387001	038710
	ALSEC 2000 PORTA 69	1	30	45	SI	E30	E30	E30[12]	E30	038079	038083	038084	0386001	0387001	038710
ALU-K	ALUBLINDO	1	45	45	SI	E30	E30	E25[12]	E25	038079	038083	038084	0386001	0387001	038710
	N 45 PORTA	1	28	28	SI	E30	E30	E25[12]	E25	038079	038083	038084	0386001	0387001	038710
	N 45 REVERSIBILE	2	28	28	NO	/	/	E25	E25	/	/	/	0386021	0387021	/
	N 53 COMPLANARE	2	30	35	NO	/	/	E25	E25	038085	038086	038087	0386031	0387031	/
	N 53 PORTA	1	30	35	SI	E35	E35	E30[12]	E30	038079	038083	038084	0386001	0387001	038710
	N 55 TT COMPLANARE	2	30	40	NO	/	/	E25	E25	038085	038086	038087	0386031	0387031	/
	N 55 TT PORTA	1	30	40	SI	E35	E35	E30[12]	E30	038079	038083	038084	0386001	0387001	038710
	N 62 TT PORTA	1	30	45	SI	E35	E35	E30[12]	E30	038079	038083	038084	0386001	0387001	038710
ALU-MEC	SYNTHESIS 45 FINESTRA	2	28	33	NO	/	/	E35	E35	038085	038086	038087	0386011	0387011	038711
	SYNTHESIS 57 FINESTRA	2	30	45	NO	/	/	E35	E35	038085	038086	038087	0386011	0387011	038711
	SYNTHESIS 57 PORTA	2	35	35	SI	E35	E35	E30[12]	E30	038079	038083	038084	0386001	0387001	038710
	SYNTHESIS 60 TT FINESTRA	2	30	50	NO	/	/	E35	E35	038085	038086	038087	0386011	0387011	038711
	SYNTHESIS 60 TT PORTA	2	30	45	SI	E40	E40	E30	E30	038079	038083	038084	0386001	0387001	038710
BODEGA	BGA 50	2	30	40	NO	/	/	E25	E25	038085	038086	038087	0386011	0387011	038711
	EXTRABLIND 70	2	40	50	SI	E40	E40	/	/	038079	038083	038084	0386001	0387001	038710
	NEW BT 60	2	30	50	NO	/	/	E30	E30	038085	038086	038087	0386011	0387011	038711
DOMAL	DOMAL BREAK 52 FINESTRA	2	30	40	NO	/	/	E30	E30	038085	038086	038087	0386011	0387011	038711
	DOMAL BREAK 52 PORTA	1	30	35	SI	E30	E30	E25[12]	E25	038079	038083	038084	0386001	0387001	038710
	DOMAL BREAK 70 FINESTRA	2	30	55	NO	/	/	E30	E30	038085	038086	038087	0386011	0387011	038711
	DOMAL BREAK 70 PORTA	1	30	50	SI	E30	E30	E25[12]	E25	038079	038083	038084	0386001	0387001	038710
	DOMAL SECURITY PORTA	1	45	45	SI	E40	E40	E35[12]	E35	038079	038083	038084	0386001	0387001	038710
	DOMAL SHOPS PORTA	1	30	45	SI	E30	E30	E25[12]	E25	038079	038083	038084	0386001	0387001	038710
	DOMAL STOPPER PG FINESTRA	2	30	40	NO	/	/	E30	E30	038085	038086	038087	0386011	0387011	038711
	DOMAL STOPPER PG PORTA	1	28	33	SI	E30	E30	E25[12]	E25	038079	038083	038084	0386001	0387001	038710
EQUIPE	SISTEMA 8000 G.A. FINESTRA 1 ANTA	2	28	33	NO	/	/	E40	E40	038085	038086	038087	0386011	0387011	038711
	SISTEMA 8000 G.A. FINESTRA 2 ANTE	2	28	33	NO	/	/	E40	E40	038085	038086	038087	0386011	0387011	038711
	SISTEMA 8000 TT FINESTRA 1 ANTA	2	30	55	NO	/	/	E40	E40	038085	038086	038087	0386011	0387011	038711
	SISTEMA 8000 TT FINESTRA 2 ANTE	2	30	55	NO	/	/	E40	E40	038085	038086	038087	0386011	0387011	038711
ESA	BLINDAL 60 PORTA 1 ANTA	2	35	35	SI	E35[14]	/	E35[12]	E35	038079	038083	038084	0386001	0387001	038710
	BLINDAL 60 PORTA 2 ANTE	2	35	35	SI	E35[14]	/	E35[12]	E35	038079	038083	038084	0386001	0387001	038710
	BLINDAL 70 PORTA 1 ANTA	1	35	50	SI	E35	E35	E35	E35	038079	038083	038084	0386001	0387001	038710
	BLINDAL 70 PORTA 2 ANTE	1	35	50	SI	E35	E35	E35	E35	038079	038083	038084	0386001	0387001	038710
	GIUNTALL COMPLANARE	2	28	28	NO	/	/	E25	E25	038085	038086	038087	0386031	0387031	/
	GIUNTALL PORTA	1	30	30	NO	/	/	E25	E25	038085	038086	038087	0386021	0387021	/
	ISOLA PORTA	1	30	45	SI	/	/	E30	E30	038085	038086	038087	0386011	0387011	038711
ESEDRA	GA 53 PORTA	2	30	40	NO	/	/	E30/E35	E30/E35	038085	038086	038087	0386011	0387011	038711
	TT 63 PORTA	2	30	50	NO	/	/	E30/E35	E30/E35	038085	038086	038087	0386011	0387011	038711
	TT 75 PORTA	2	30	60	NO	/	/	E30/E35	E30/E35	038085	038086	038087	0386011	0387011	038711
FRESIA	GLOBAL 41 COMPLANARE	2	28	33	NO	/	/	E30	E30	/	/	/	0386021	0387021	/
	GLOBAL 41 SORMONTO	2	28	33	NO	/	/	E30	E30	/	/	/	0386021	0387021	/
	GLOBAL 48 COMPLANARE	2	30	40	NO	/	/	E30	E30	/	/	/	0386021	0387021	/



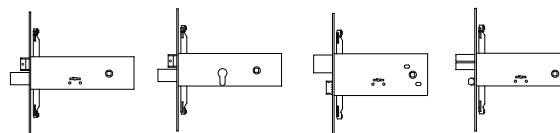
**Mortice locks
center distance 92 mm**

PROFILE		CYLINDER			FRONT PLATE USABLE BACKSET				MODULAR STRIKING PLATES						
FRAME MANUFACTURER	SERIES	FRAME (*)	C	D	ES CUT-CHEON	24X6	24X7	24X3	22X3	CHIUSE			ADJUSTABLE		
										LOCKS	HOOK DEVIATORS	DEADBOLT DEVIATORS	LOCKS	HOOK DEVIATORS	DEADBOLT DEVIATORS
	GLOBAL 48 PORTA	1	30	30	SI	E30	E30	E25	E25	038079	038083	038084	0386001	0387001	038710
	GLOBAL 48 SORMONTO	2	30	30	NO	/	/	E30	E30	/	/	/	0386021	0387021	/
	GLOBAL 70 TAGLIO TERMICO	2	30	45	NO	/	/	E30	E30	/	/	/	0386021	0387021	/
INDINVEST	ALPHA 255 COMPLANARE	2	30	30	NO	/	/	E25	E25	038085	038086	038087	0386031	0387031	/
	ALPHA 370 TT COMPLANARE	2	30	50	NO	/	/	E25	E25	038085	038086	038087	0386031	0387031	/
	ALPHA 445 FINESTRA	2	28	28	NO	/	/	E25	E25	038085	038086	038087	0386031	0387031	/
	ALPHA 445 PORTA 1 ANTA	1	28	28	SI	/	/	E30	E30	038085	038086	038087	0386031	0387031	/
	ALPHA 445 PORTA 2 ANTE	1	28	28	SI	E35	E35	E30	E30	038079	038083	038084	0386001	0387001	038710
	ALPHA 658 TT COMPLANARE	2	30	40	NO	/	/	E25	E25	038085	038086	038087	0386031	0387031	/
	ALPHA BLITZ 2000	1	30	50	NO	/	/	E30	E30	038085	038086	038087	0386031	0387031	/
	ALPHA GLOBO 45	2	28	28	NO	/	/	E25	E25	038085	038086	038087	0386031	0387031	/
	ALPHA GLOBO 55	2	30	30	NO	/	/	E25	E25	038085	038086	038087	0386031	0387031	/
	GOLD 400 COMPLANARE	2	28	33	NO	/	/	E30	E30	038085	038086	038087	0386011	0387011	038711
	GOLD 400 SORMONTO	3	28	33	NO	/	/	E30	E30	038085	038086	038087	0386011	0387011	038711
	GOLD 500 COMPLANARE	2	30	45	NO	/	/	E30	E30	038085	038086	038087	0386011	0387011	038711
	GOLD 500 SORMONTO	3	30	45	NO	/	/	E30	E30	038085	038086	038087	0386011	0387011	038711
	GOLD 600 COMPLANARE	2	30	55	NO	/	/	E30	E30	038085	038086	038087	0386011	0387011	038711
	GOLD 600 SORMONTO	3	30	55	NO	/	/	E30	E30	038085	038086	038087	0386011	0387011	038711
METRA	NC 45 INTERNATIONAL FINESTRA	2	30	40	NO	/	/	E30	E30	038085	038086	038087	0386011	0387011	038711
	NC 45 INTERNATIONAL PORTA	1	28	33	SI	E25	E25	E25[12]	E25	038079	038083	038084	0386001	0387001	038710
	NC 45 SUPER THERMIC FINESTRA	2	30	40	NO	/	/	E25	E25	038085	038086	038087	0386011	0387011	038711
	NC 45 SUPER THERMIC PORTA	1	28	33	SI	E30	E30	E25[12]	E25	038079	038083	038084	0386001	0387001	038710
	NC 55 INTERNATIONAL FINESTRA	2	30	50	NO	/	/	E25	E25	038085	038086	038087	0386011	0387011	038711
	NC 55 INTERNATIONAL PORTA	1	30	40	SI	E30	E30	E25[12]	E25	038079	038083	038084	0386001	0387001	038710
	NC 68 SUPER THERMIC FINESTRA	2	30	55	NO	/	/	E25	E25	038085	038086	038087	0386011	0387011	038711
	NC 68 SUPER THERMIC PORTA	1	30	45	SI	E30	E30	E25[12]	E25	038079	038083	038084	0386001	0387001	038710
	NUOVO NC 40 COMPLANARE	2	28	28	NO	/	/	E25	E25	038085	038086	038087	0386031	0387031	/
	NUOVO NC 40 SORMONTO 1 ANTA	2	28	28	NO	/	/	E25	E25	/	/	/	0386011	0387011	038711
	NUOVO NC 40 SORMONTO 2 ANTE	2	28	28	NO	/	/	E25	E25	038085	038086	038087	0386031	0387031	/
	NUOVO NC 40 SORM. 2 ANTE CON RIPORTO	2	28	28	NO	/	/	E25	E25	/	/	/	0386011	0387011	038711
	NUOVO NC 50 COMPLANARE	2	28	28	NO	/	/	E25	E25	038085	038086	038087	0386031	0387031	/
	NUOVO NC 50 PORTA	1	30	30	SI	E30	E30	E25	E25	038079	038083	038084	0386001	0387001	038710
	NUOVO NC 50 SORMONTO 1 ANTA	2	28	28	NO	/	/	E25	E25	/	/	/	0386021	0387021	/
	NUOVO NC 50 SORMONTO 2 ANTE	2	28	28	NO	/	/	E25	E25	/	/	/	0386021	0387021	/
	SUPERBLINDO	1	30	60	SI	E35	E35	E30[12]	E30	038079	038083	038084	0386001	0387001	038710
MORELLI	MA 8300	1	30	40	NO	/	/	E30	E30	038085	038086	038087	0386011	0387011	038711
NEW TEC	NEW TEC 50 PORTA COMPLANARE	1	30	35	SI	E25	E25	E25[12]	E25	038079	038083	038084	0386001	0387001	038710
	NEW TEC 50 PORTA SORMONTO	2	30	35	NO	/	/	E30	E30	/	/	/	0386021	0387021	/
	NEW TEC 52 TT PORTA COMPLANARE	1	30	35	SI	E25	E25	E25[12]	E25	038079	038083	038084	0386001	0387001	038710
	NEW TEC 52 TT PORTA SORMONTO	2	30	35	NO	/	/	E30	E30	/	/	/	0386021	0387021	/
	NEW TEC 60 TT PORTA SORMONTO	2	30	40	NO	/	/	E30	E30	/	/	/	0386021	0387021	/
	NEW TEC 68 TT PORTA COMPLANARE	1	30	55	SI	E30	E30	E25[12]	E25	038079	038083	038084	0386001	0387001	038710
	NEW TEC 68 TT PORTA SORMONTO	2	30	50	NO	/	/	E30	E30	/	/	/	0386021	0387021	/
OCMA	FC 47 FINESTRA	2	28	33	NO	/	/	E30	E30	038085	038086	038087	0386011	0387011	038711
	FC 55 FINESTRA	3	30	40	NO	/	/	E35	E35	038085	038086	038087	0386011	0387011	038711
	FC 60 TT FINESTRA	2	30	45	NO	/	/	E30	E30	038085	038086	038087	0386011	0387011	038711
	FC 60 TT PORTA	1	30	45	SI	E35[13]	E35[13]	/	/	038079	038083	038084	0386001	0387001	038710



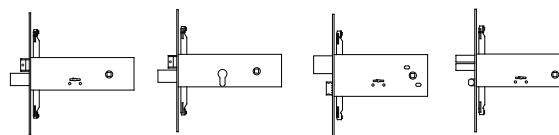
**Mortice locks
center distance 92 mm**

FRAME MANUFACTURER	PROFILE	CYLINDER	FRONT PLATE USABLE BACKSET				MODULAR STRIKING PLATES								
							CHIUSE			ADJUSTABLE					
SERIES	FRAME (*)	C	D	ESCUTCHEON	24X6	24X7	24X3	22X3	LOCKS	HOOK DEVIATORS	DEADBOLT DEVIATORS	LOCKS	HOOK DEVIATORS	DEADBOLT DEVIATORS	
	SV 47 PORTA 1 ANTA	1 28	33	SI	E35	E35	E30[12]	E30	038079	038083	038084	0386001	0387001	038710	
	SV 47 PORTA 2 ANTE	1 28	33	SI	E35	E35	E30[12]	E30	038079	038083	038084	0386001	0387001	038710	
	SV 62 PORTA 1 ANTA	1 30	45	SI	E30	E30	E30[12]	E30	038079	038083	038084	0386001	0387001	038710	
	SV 62 PORTA 2 ANTE	1 30	45	SI	E30	E30	E30[12]	E30	038079	038083	038084	0386001	0387001	038710	
	SV 62 TT PORTA 1 ANTA	1 30	45	SI	E30	E30	E30[12]	E30	038079	038083	038084	0386001	0387001	038710	
	SV 62 TT PORTA 2 ANTE	1 30	45	SI	E30	E30	E30[12]	E30	038079	038083	038084	0386001	0387001	038710	
PASSERINI	EKIP 40 COMPLANARE 1 ANTA	2 28	28	NO	/	/	E25	E25	/	/	/	0386031	0387031	/	
	EKIP 40 COMPLANARE 2 ANTE	2 28	28	NO	/	/	E25	E25	038085	038086	038087	0386031	0387031	/	
	EKIP 40 EVOLUZIONE 1 ANTA	2 28	28	NO	/	/	E25	E25	/	/	/	0386011	0387011	038711	
	EKIP 40 EVOLUZIONE 2 ANTE	2 28	28	NO	/	/	E25	E25	038085	038086	038087	0386011	0387011	038711	
	EKIP 40 SORMONTO 1 ANTA	2 28	28	NO	/	/	E25	E25	/	/	/	0386011	0387011	038711	
	EKIP 40 SORMONTO 2 ANTE	2 28	28	NO	/	/	E25	E25	038085	038086	038087	0386011	0387011	038711	
	EKIP 50 COMPLANARE 1 ANTA	2 28	33	SI	/	/	E35	E35	/	/	/	0386031	0387031	/	
	EKIP 50 COMPLANARE 2 ANTE	2 28	33	SI	/	/	E35	E35	038085	038086	038087	0386031	0387031	/	
	EKIP 50 SORMONTO 1 ANTA	2 28	33	NO	/	/	E35	E35	/	/	/	0386021	0387021	/	
	EKIP 50 SORMONTO 2 ANTE	2 28	33	NO	/	/	E25	E25	038085	038086	038087	0386021	0387021	/	
	EKIP BLINDO	1 45	45	SI	E40	E40	E35	E35	038079	038083	038084	0386001	0387001	038710	
	EKIP MAASTRICHT 53 FINESTRA	2 30	40	NO	/	/	E30	E30	038085	038086	038087	0386011	0387011	038711	
	EKIP MAASTRICHT 53 PORTA 1 ANTA	1 30	40	SI	E30	E30	E25[12]	E25	038079	038083	038084	0386001	0387001	038710	
	EKIP MAASTRICHT 53 PORTA 2 ANTE	1 30	35	SI	E30	E30	E25[12]	E25	038079	038083	038084	0386001	0387001	038710	
	EKIP MAASTRICHT TH 60 FINESTRA	2 30	45	NO	/	/	E30	E30	038085	038086	038087	0386011	0387011	038711	
	EKIP MAASTRICHT TH 60 PORTA 1 ANTA	1 30	45	SI	E30	E30	E25[12]	E25	038079	038083	038084	0386001	0387001	038710	
	EKIP MAASTRICHT TH 60 PORTA 2 ANTE	1 30	40	SI	E30	E30	E25[12]	E25	038079	038083	038084	0386001	0387001	038710	
	EKIP MAASTRICHT TH 68 FINESTRA	2 30	55	NO	/	/	E30	E30	038085	038086	038087	0386011	0387011	038711	
	EKIP MAASTRICHT TH 68 PORTA 1 ANTA	1 30	55	SI	E30	E30	E25[12]	E25	038079	038083	038084	0386001	0387001	038710	
	EKIP MAASTRICHT TH 68 PORTA 2 ANTE	1 30	50	SI	E30	E30	E25[12]	E25	038079	038083	038084	0386001	0387001	038710	
	EKIP THERMO 53 FINESTRA 1 ANTA	2 30	40	NO	/	/	E25	E25	/	/	/	0386031	0387031	/	
	EKIP THERMO 53 FINESTRA 2 ANTE	2 30	40	NO	/	/	E25	E25	038085	038086	038087	0386031	0387031	/	
	EKIP THERMO 53 PORTA	1 30	40	SI	E30	E30	E25[12]	E25	038079	038083	038084	0386001	0387001	038710	
PROFILATI	"PE ""EKU 53"" FINESTRA"	2 30	40	NO	/	/	E30	E30	038085	038086	038087	0386011	0387011	038711	
	"PE ""EKU 53"" PORTA"	1 30	30	SI	E25	E25	E25[12]	E25	038079	038083	038084	0386001	0387001	038710	
	"PE ""EKU 64 TT"" FINESTRA"	2 30	50	NO	/	/	E30	E30	038085	038086	038087	0386011	0387011	038711	
	"PE ""EKU 64 TT"" PORTA"	1 30	40	SI	E25	E25	E25[12]	E25	038079	038083	038084	0386001	0387001	038710	
	"PE ""EKU 72 TT"" FINESTRA"	2 30	60	NO	/	/	E30	E30	038085	038086	038087	0386011	0387011	038711	
	"PE ""EKU 72 TT"" PORTA"	1 30	50	SI	E25	E25	E25[12]	E25	038079	038083	038084	0386001	0387001	038710	
	SISTEMA 1 PE 40 COMP./EST. 1 ANTA	2 28	33	NO	/	/	E25	E25	/	/	/	0386011	0387011	038711	
	SISTEMA 1 PE 40 COMP./EST. 2 ANTE	2 28	33	NO	/	/	E25	E25	038079	038083	038084	0386031	0387031	/	
	SISTEMA 1 PE 40 SORMONTO 1 ANTA	2 28	28	NO	/	/	E25	E25	/	/	/	0386011	0387011	038711	
	SISTEMA 1 PE 40 SORMONTO 2 ANTE	2 28	28	NO	/	/	E25	E25	038079	038083	038084	0386031	0387031	/	
	SISTEMA 1 PE 50 COMP./EST. 1 ANTA	2 30	40	NO	/	/	E30	E30	/	/	/	0386011	0387011	038711	
	SISTEMA 1 PE 50 COMP./EST. 2 ANTE	2 30	40	NO	/	/	E30	E30	038085	038086	038087	0386031	0387031	/	
	SISTEMA 1 PE 50 SORMONTO 1 ANTA	2 30	35	NO	/	/	E30	E30	/	/	/	0386011	0387011	038711	
	SISTEMA 1 PE 50 SORMONTO 2 ANTE	2 30	35	NO	/	/	E30	E30	038085	038086	038087	0386031	0387031	/	
SCHÜCO	ROYAL 78 ST BLINDATO	1 40	40	SI	E30	E30	E25[12]	E25	038079	038083	038084	0386001	0387001	038710	
	ROYAL S 50 N	1 30	30	SI	E35	/	E30[12]	E30	038079	038083	038084	0386001	0387001	038710	
	ROYAL S 55 TT	1 30	40	SI	E35	/	E30[12]	E30	038079	038083	038084	0386001	0387001	038710	
	ROYAL S 65 TT	1 30	50	SI	E35	/	E30[12]	E30	038079	038083	038084	0386001	0387001	038710	
WICONA	L60-A	1 30	45	SI	E35	E35	E30[12]	E30	038079	038083	038084	0386001	0387001	038710	
	L70-A	1 30	50	SI	E40	E40	E35[12]	E35	038079	038083	038084	0386001	0387001	038710	



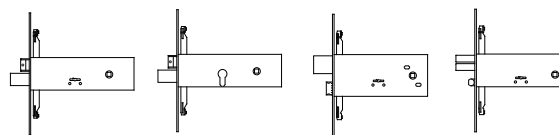
**Locks for mid-rail frames:
double bit and profile cylinder**

PROFILE		STRIKING PLATES		
		ADJUSTABLE	NYLON	
FRAME MANUFACTURER	SERIES	ONE TYPE FOR ALL VERSIONS	DEADBOLT LATCHBOLT/ROLLER AND ELECTRIC	DEADBOLT ONLY HOOK AND DEVIATORS ONLY
ALCAN	ABITHAL CRISTAL	0387011	038919	038519
	ABITHAL KEEPER PORTA 53-60	0387001	/	/
	ABITHAL KEEPER PORTA 61-68	0387001	/	/
	ABITHAL KEEPER PORTA C.E.	0387011	038919	038519
	ABITHAL PORTA	0387001	038911[1]	038511
	WINNER FINESTRA	0387011	038919	038519
	WINNER PORTA	0387001	038911[1]	038511
ALCOA	ALUBLIND	0387021	/	/
	FB 12 BLINDATO	0387001	038915[1]	038515
	FB 12 GA / EUROPA GA	0387011	038919	038519
	FB 12 T.T.	0387011	038919	038519
	FB 12 TRAD./REVAMPING	/	038914[1]	038514
	FORMULA F40 PORTA	0387001	039921[1]	038521
	FORMULA F40 TT PORTA	0387001	038921[1]	038521
	FORMULA F50 PORTA	0387001	038921[1]	038521
	FORMULA F50 TT PORTA	0387001	038921[1]	038521
	FORMULA F60 TT PORTA	0387001	038921[1]	038521
	GR 9	/	038915[1]	038515
	PLANA 1 ANTA	0387001	038915	038515
	PLANA 2 ANTE	0387001	038913	038513
	R 35 REVERSIBILE	0387011	038919	038519
	R 35 SORMONTO	0387011	038919	038519
	R 40 REVERSIBILE 1 ANTA	0387021	038912	038512
	R 40 REVERSIBILE 2 ANTE	0387021	038912	038512
	R 40 SORMONTO 1 ANTA	0387021	038912	038512
	R 40 SORMONTO 2 ANTE	0387021	038912	038512
	R 50 SORMONTO 1 ANTA	0387021	038912	038512
R 50 SORMONTO 2 ANTE	0387021	038912	038512	
R 50 TT SORMONTO 1 ANTA	0387021	038912	038512	
R 50 TT SORMONTO 2 ANTE	0387021	038912	038512	
R 60 TT COMPLANARE	0387021	038912	038512	
ALL.CO FINAL	ALL.CO 5 COMPLANARE	0387031	038921	038521
	ALL.CO 5 PORTA	0387001	038911	038511
	ALL.CO 5 REVERSIBILE	0387021	038922	038522
	ALL.CO 5 SORMONTO	0387021	038922	038522
	ALL.CO 5 TT PORTA	0387001	038911	038511
	EXPORT 40 FINESTRA	0387011	038919	038519
	EXPORT 45 TT	0387011	/	/
	EXPORT 50 FINESTRA	0387011	038919	/
	EXPORT 50 PORTA	0387001	038911[1]	038511
	EXPORT 50 TT FINESTRA	0387011	038919	/
	EXPORT 50 TT PORTA	0387001	038911[1]	038511
	FINAL 40 FINESTRA	0387011	038919	038519
	ITES P4 COMPLANARE	0387031	038921	038521
	ITES P4 SORMONTO	0387021	038920	038520
	SICURBLIN 65	0387001	038911	038511
	SICURBLIN C.E.	0387011	/	/
	ALNOR	BLINDO BLOCK	0387031	038921
MONTREAL G.A.		0387031	038921	038521
MONTREAL PORTA		0387001	038911[1]	038511



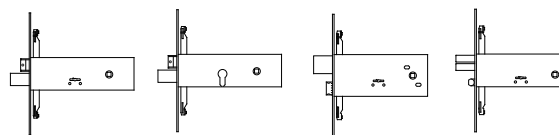
**Locks for mid-rail frames:
double bit and profile cylinder**

PROFILE		STRIKING PLATES		
		ADJUSTABLE	NYLON	
FRAME MANUFACTURER	SERIES	ONE TYPE FOR ALL VERSIONS	DEADBOLT LATCHBOLT/ROLLER AND ELECTRIC	DEADBOLT ONLY HOOK AND DEVIATORS ONLY
ALUSUISSE	ALSEC 2000 FINESTRA 59	0387011	038919	038519
	ALSEC 2000 FINESTRA 69	0387011	038919	038519
	ALSEC 2000 PORTA 59	0387001	038911[1]	038511
	ALSEC 2000 PORTA 69	0387001	038911[1]	038511
ALU-K	ALUBLINDO	0387001	038911	038511
	N 45 PORTA	0387001	038911	038511
	N 45 REVERSIBILE	0387021	/	/
	N 53 COMPLANARE	0387031	038921	038521
	N 53 PORTA	0387001	038911	038511
	N 55 TT COMPLANARE	0387031	038921	038521
	N 55 TT PORTA	0387001	038911	038511
N 62 TT PORTA	0387001	038911	038511	
ALU-MEC	SYNTHESIS 45 FINESTRA	0387011	038919	/
	SYNTHESIS 57 FINESTRA	0387011	038919	/
	SYNTHESIS 57 PORTA	0387001	038921	038521
	SYNTHESIS 60 TT FINESTRA	0387011	038919	/
	SYNTHESIS 60TT PORTA	0387001	038911	038511
BODEGA	BGA 50	0387011	038919	038519
	EXTRABLIND 70	0387001	038921[1]	038521
	NEW BT 60	0387011	038919	038519
DOMAL	DOMAL BREAK 52 FINESTRA	0387011	038919	038519
	DOMAL BREAK 52 PORTA	0387001	038911	038511
	DOMAL BREAK 70 FINESTRA	0387011	038919	038519
	DOMAL BREAK 70 PORTA	0387001	038921[1]	038521
	DOMAL SECURITY PORTA	0387001	038911	038511
	DOMAL SHOPS PORTA	0387001	038911[1]	038511
	DOMAL STOPPER PG FINESTRA	0387011	038919	038519
	DOMAL STOPPER PG PORTA	0387001	038911	038511
EQUIPE	SISTEMA 8000 G.A. FINESTRA 1 ANTA	0387011	038919	038519
	SISTEMA 8000 G.A. FINESTRA 2 ANTE	0387011	038919	038519
	SISTEMA 8000 TT FINESTRA 1 ANTA	0387011	/	/
	SISTEMA 8000 TT FINESTRA 2 ANTE	0387011	/	/
ESA	BLINDAL 60 PORTA 1 ANTA	0387001	038915	038515
	BLINDAL 60 PORTA 2 ANTE	0387001	038915	038515
	BLINDAL 70 PORTA 1 ANTA	0387001	/	/
	BLINDAL 70 PORTA 2 ANTE	0387001	/	/
	GIUNTALL COMPLANARE	0387031	038922	038522
	GIUNTALL PORTA	0387021	038921	038521
	ISOLA PORTA	0387011	038919	038519
ESEDRA	GA 53 PORTA	0387011	038919	038519
	TT 63 PORTA	0387011	038919	038519
	TT 75 PORTA	0387011	038919	038519
FRESIA	GLOBAL 41 COMPLANARE	0387021	/	/
	GLOBAL 41 SORMONTO	0387021	/	/
	GLOBAL 48 COMPLANARE	0387021	/	/



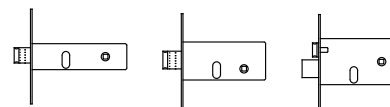
**Locks for mid-rail frames:
double bit and profile cylinder**

PROFILE		STRIKING PLATES		
		ADJUSTABLE	NYLON	
FRAME MANUFACTURER	SERIES	ONE TYPE FOR ALL VERSIONS	DEADBOLT LATCHBOLT/ROLLER AND ELECTRIC	DEADBOLT ONLY HOOK AND DEVIATORS ONLY
	GLOBAL 48 PORTA GLOBAL 48 SORMONTO GLOBAL 70 TAGLIO TERMICO	0387001 0387021 0387021	/ / /	/ / /
INDINVEST	ALPHA 255 COMPLANARE ALPHA 370 TT COMPLANARE ALPHA 445 FINESTRA ALPHA 445 PORTA 1 ANTA ALPHA 445 PORTA 2 ANTE ALPHA 658 TT COMPLANARE ALPHA BLITZ 2000 ALPHA GLOBO 45 ALPHA GLOBO 55 GOLD 400 COMPLANARE GOLD 400 SORMONTO GOLD 500 COMPLANARE GOLD 500 SORMONTO GOLD 600 COMPLANARE GOLD 600 SORMONTO	0387031 0387031 0387031 0387031 0387001 0387031 0387031 0387031 0387031 0387011 0387011 0387011 0387011 0387011 0387011 0387011	038913[1] 038913 038921 038921 038923 038016 038913 038921 038913[1] 038919 038919 038919 038919 038919 038919 038919	038513 038513 / 038521 038523 / 038513 / 038513 038519 038519 038519 038519 038519 038519
METRA	NC 45 INTERNATIONAL FINESTRA NC 45 INTERNATIONAL PORTA NC 45 SUPERTHERMIC FINESTRA NC 45 SUPERTHERMIC PORTA NC 55 INTERNATIONAL FINESTRA NC 55 INTERNATIONAL PORTA NC 68 SUPERTHERMIC FINESTRA NC 68 SUPERTHERMIC PORTA NUOVO NC 40 COMPLANARE NUOVO NC 40 SORMONTO 1 ANTA NUOVO NC 40 SORMONTO 2 ANTE NUOVO NC 40 SORM. 2 ANTE CON RIPORTO NUOVO NC 50 COMPLANARE NUOVO NC 50 PORTA NUOVO NC 50 SORMONTO 1 ANTA NUOVO NC 50 SORMONTO 2 ANTE SUPERBLINDO	0387011 0387001 0387011 0387001 0387011 0387001 0387011 0387001 0387031 0387011 0387031 0387011 0387031 0387001 0387021 0387021 0387001	038919 038911 038919 038911 038919 038911 038919 038911[1] 038921 038920 038921 / / 038911 038923 038923 038911	038519 038511 038519 038511 038519 038511 038519 038511 038521 038520 038521 / / 038511 038523 038523 038511
MORELLI	MA 8300	0387011	038919	038519
NEW TEC	NEW TEC 50 PORTA COMPLANARE NEW TEC 50 PORTA SORMONTO NEW TEC 52 TT PORTA COMPLANARE NEW TEC 52 TT PORTA SORMONTO NEW TEC 60 TT PORTA SORMONTO NEW TEC 68 TT PORTA COMPLANARE NEW TEC 68 TT PORTA SORMONTO	0387001 0387021 0387001 0387021 0387021 0387001 0387021	038921 038912 038921 038912 038912 038921 038912	038521 038512 038521 038512 038512 038521 038512
OCMA	FC 47 FINESTRA FC 55 FINESTRA FC 60 TT FINESTRA FC 60 TT PORTA SV 47 PORTA 1 ANTA	0387011 0387011 0387011 / 0387001	038919 038919 038919 038921 /	038519 038519 038519 038521 /




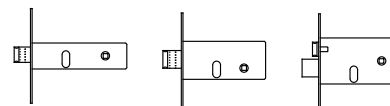
**Locks for mid-rail frames:
double bit and profile cylinder**

PROFILE		STRIKING PLATES		
		ADJUSTABLE	IN NYLON	
FRAME MANUFACTURER	SERIES	ONE TYPE FOR ALL VERSIONS	DEADBOLT LATCHBOLT ROLLER AND ELECTRIC	DEADBOLT ONLY HOOK AND DEVIATORS ONLY
	SV 47 PORTA 2 ANTE SV 62 PORTA 1 ANTA SV 62 PORTA 2 ANTE SV 62 TT PORTA 1 ANTA SV 62 TT PORTA 2 ANTE	0387001 0387001 0387001 0387001 0387001	/ / / / /	/ / / / /
PASSERINI	EKIP 40 COMPLANARE 1 ANTA EKIP 40 COMPLANARE 2 ANTE EKIP 40 EVOLUZIONE 1 ANTA EKIP 40 EVOLUZIONE 2 ANTE EKIP 40 SORMONTO 1 ANTA EKIP 40 SORMONTO 2 ANTE EKIP 50 COMPLANARE 1 ANTA EKIP 50 COMPLANARE 2 ANTE EKIP 50 SORMONTO 1 ANTA EKIP 50 SORMONTO 2 ANTE EKIP BLINDO EKIP MAASTRICHT 53 FINESTRA EKIP MAASTRICHT 53 PORTA 1 ANTA EKIP MAASTRICHT 53 PORTA 2 ANTE EKIP MAASTRICHT TH 60 FINESTRA EKIP MAASTRICHT TH 60 PORTA 1 ANTA EKIP MAASTRICHT TH 60 PORTA 2 ANTE EKIP MAASTRICHT TH 68 FINESTRA EKIP MAASTRICHT TH 68 PORTA 1 ANTA EKIP MAASTRICHT TH 68 PORTA 2 ANTE EKIP THERMO 53 FINESTRA 1 ANTA EKIP THERMO 53 FINESTRA 2 ANTE EKIP THERMO 53 PORTA	0387031 0387031 0387011 0387011 0387011 0387011 0387031 0387031 0387021 0387021 0387001 0387011 0387001 0387001 0387011 0387001 0387001 0387011 0387001 0387001 0387011 0387001 0387001 0387011 0387001 0387001 0387031 0387031 0387001	038921 038921 038920 038919 038920 038919 038016 038913 038923 038919 / 038919 038911 038911 038919 038911 038911 038911 038919 038911 038911 038911 / 038921 038911	038521 038521 038520 038519 038520 038519 / 038513 038523 038519 / 038519 038511 038511 038519 038511 038511 038511 038511 038511 / 038521 038511
PROFILATI	"PE ""EKU 53"" FINESTRA" "PE ""EKU 53"" PORTA" "PE ""EKU 64 TT"" FINESTRA" "PE ""EKU 64 TT"" PORTA" "PE ""EKU 72 TT"" FINESTRA" "PE ""EKU 72 TT"" PORTA" SISTEMA PE 1 40 COMP./EST. 1 ANTA SISTEMA PE 1 40 COMP./EST. 2 ANTE SISTEMA PE 1 40 SORMONTO 1 ANTA SISTEMA PE 1 40 SORMONTO 2 ANTE SISTEMA PE 1 50 COMP./EST. 1 ANTA SISTEMA PE 1 50 COMP./EST. 2 ANTE SISTEMA PE 1 50 SORMONTO 1 ANTA SISTEMA PE 1 50 SORMONTO 2 ANTE	0387011 0387001 0387011 0387001 0387011 0387001 0387011 0387031 0387011 0387031 0387011 0387031 0387011 0387031 0387011 0387031 0387011 0387031	038919 038921 038919 038921 038919 038921 038920 038921 038920 038921 038920 038921 038920 038921 038920 038921 038920 038921	038519 038521 038519 038521 038519 038521 038520 038521 038520 038521 038520 038521 038520 038521 038520 038521 038520 038521
SCHÜCO	ROYAL 78 ST BLINDATO ROYAL S 50 N ROYAL S 55 TT ROYAL S 65 TT	0387001 0387001 0387001 0387001	038911[1] / / /	038511 / / /
WICONA	L60-A L70-A	0387001 0387001	038911 038911	038511 038511




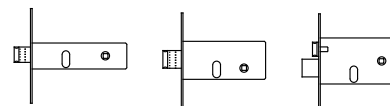
**Locks for mid-rail frames
with oval cylinder**

PROFILE			CYLINDER		FRONT PLATE USABLE BACKSET		STRIKING PLATES	
FRAME MANUFACTURER	SERIES				16	20	ADJUSTABLE	NYLON
			C	D				
ALCAN	ABITHAL FINESTRA	1	27	40		E60	0387011	033027
	ABITHAL FINESTRA	1	27	40		E70	0387011	033027
	ABITHAL FINESTRA	2	27	40		E70	0387011	033027
	WINNER FINESTRA	1	27	33		E70	0387011	033027
ALCOA	FB 12 GA / EUROPA GA	1	27	33		E60	0387011	033027
	FB 12 GA / EUROPA GA	2	27	33		E70	0387011	033027
	FB 12 T.T.	1	27	33		E60	0387011	033027
	FB 12 T.T.	2	27	33		E70	0387011	033027
	FB 12 TRAD./REVAMPING	1	27	27	E60		/	033051
	FB 12 TRAD./REVAMPING	2	27	27	E70		/	033051
	FB 12 TRAD./REVAMPING	3	27	27	E80		/	033051
	GR 9	1	27	27		E60	/	033051
	GR 9	2	27	27		E70	/	033051
	PLANA 1 ANTA	1	27	27		E60	0387001	033050
	PLANA 1 ANTA	2	27	27		E70	0387001	033050
	PLANA 2 ANTE	1	27	27		E60	0387001	033028
	PLANA 2 ANTE	2	27	27		E70	0387001	033028
	R 35 REVERSIBILE	1	27	27	E80		0387011	033027
	R 35 SORMONTO	1	27	27	E80		0387011	033027
	R 40 REVERSIBILE 1 ANTA / 2 ANTE	1	27	27		E60	0387011	033065
	R 40 REVERSIBILE 1 ANTA / 2 ANTE	1	27	27		E70	0387011	033065
	R 40 REVERSIBILE 1 ANTA / 2 ANTE	2	27	27		E80	0387011	033065
	R 40 SORMONTO 1 ANTA / 2 ANTE	1	27	27		E60	0387011	033065
	R 40 SORMONTO 1 ANTA / 2 ANTE	1	27	27		E70	0387011	033065
	R 40 SORMONTO 1 ANTA / 2 ANTE	2	27	27		E80	0387011	033065
R 50 SORMONTO 1 ANTA / 2 ANTE	1	27	27		E60	0387011	033064 / 033065	
R 50 SORMONTO 1 ANTA / 2 ANTE	1	27	27		E70	0387011	033064 / 033065	
R 50 TT SORMONTO 1 ANTA / 2 ANTE	1	27	33	E60	E60	0387011	033064 / 033065	
R 50 TT SORMONTO 1 ANTA / 2 ANTE	1	27	33	E70	E70	0387011	033064 / 033065	
R 60 TT COMPLANARE	1	27	40		E70	0387011	033065	
ALL.CO FINAL ITES	ALL.CO 5 COMPLANARE	1	27	27	E60		0387031	033026[4]
	ALL.CO 5 COMPLANARE	1	27	27	E70		0387031	033026[4]
	ALL.CO 5 COMPLANARE	2	27	27	E70		0387031	033026[4]
	ALL.CO 5 REVERSIBILE	1	27	27		E60	0387021	033030
	ALL.CO 5 REVERSIBILE	1	27	27		E70	0387021	033030
	ALL.CO 5 REVERSIBILE	2	27	27		E70	0387021	033030
	ALL.CO 5 SORMONTO	1	27	33		E60	0387021	033030
	ALL.CO 5 SORMONTO	1	27	33		E70	0387021	033030
	ALL.CO 5 SORMONTO	2	27	33		E70	0387021	033030
	EXPORT 40 FINESTRA	1	30	40		E70[15]	0387011	033027
	EXPORT 50 FINESTRA	1	30	40		E70	0387011	033027
	EXPORT 50 FINESTRA	2	30	40		E80	0387011	033027
	ITES P4 COMPLANARE	1	27	27	E70[15]		0387031	033026[4]
	ITES P4 COMPLANARE	2	27	27	E80[15]		0387031	033026[4]
	ITES P4 SORMONTO	1	27	27	E70[15]		0387021	033029[4]
	ITES P4 SORMONTO	2	27	27	E80[15]		0387021	033029[4]
	VZ 400 / VZ 400 S	1	27	27	E60		/	033051
	VZ 400 / VZ 400 S	2	27	27	E70		/	033051
	VZ 500 / VZ 400 P	1	27	27	E60		/	033050
	VZ 500 / VZ 400 P	2	27	27	E60		/	033050
	VZ 500 / VZ 400 P	3	27	27	E70		/	033050




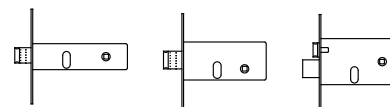
**Locks for mid-rail frames
with oval cylinder**

PROFILE		CYLINDER		FRONT PLATE USABLE BACKSET		STRIKING PLATES		
FRAME MANUFACTURER	SERIES				16	20	ADJUSTABLE	NYLON
			C	D				
	VZ 500 / VZ 400 P	4	27	27	E80		/	033050
ALNOR	400	1	27	27	E60		/	033051
	400	2	27	27	E70		/	033051
	500	1	27	27	E60		/	033050
	500	2	27	27	E60		/	033050
	500	3	27	27	E70		/	033050
	MONTREAL G.A.	1	27	27		E70	0387031	033026
ALU-K	N 45 COMPLANARE	1	27	27		E70	0387031	033026
	N 45 REVERSIBILE	1	27	27		E70	0387021	/
	N 53 COMPLANARE	1	27	40		E70	0387031	033026
	N 55 TT COMPLANARE	1	27	40		E70	0387031	033026
ALU-MEC	SYNTHESIS 45 FINESTRA	1	27	27		E70	0387011	033027
	SYNTHESIS 57 FINESTRA	1	27	27		E70	0387011	033027
	SYNTHESIS 60 TT FINESTRA	1	27	27		E70	0387011	033027
	F 40	1	27	27	E60		/	033051
	F 40	2	27	27	E70		/	033051
	F 50	1	27	27	E60		/	033050
	F 50	2	27	27	E60		/	033050
	F 50	3	27	27	E70		/	033050
BODEGA	BGA 50	1	27	40		E60	0387011	033027
	BGA 50	1	27	40		E70	0387011	033027
	BGA 50	2	27	40		E80	0387011	033027
	BO 40 / 900	1	27	27	E60		/	033050
	BO 40 / 900	2	27	27	E70		/	033050
	BO 50	1	27	27	E60		/	033051
	BO 50	2	27	27	E70		/	033051
DOMAL	DOMAL BREAK 52 FINESTRA	1	27	40		E70	0387011	033027
	DOMAL STOPPER PG FINESTRA	1	27	40		E70	0387011	033027
	DOMAL 40 SORMONTO 1 ANTA	1	27	27	E60		/	033029
	DOMAL 40 SORMONTO 1 ANTA	2	27	27	E70		/	033029
	DOMAL 40 SORMONTO 2 ANTE	1	27	27	E60		/	033028
	DOMAL 40 SORMONTO 2 ANTE	2	27	27	E70		/	033028
EQUIPE	EMAL 40 W	1	27	27		E70	0387011	033027
	SISTEMA 8000 G.A. FINESTRA 1 ANTA	1	27	33		E70	0387011	033027
	SISTEMA 8000 G.A. FINESTRA 2 ANTE	1	27	33		E70	0387011	033027
ESA	GIUNTALL COMPLANARE	1	27	27		E60	0387031	033026
	GIUNTALL COMPLANARE	1	27	27		E70	0387031	033026
	GIUNTALL COMPLANARE	2	27	27		E70	0387031	033026
	GIUNTALL COMPLANARE	2	27	27		E80	0387031	033026
	GIUNTALL SORMONTO	1	27	33		E60	0387031	033026
	GIUNTALL SORMONTO	1	27	33		E70	0387031	033026
	GIUNTALL SORMONTO	2	27	33		E70	0387031	033026
	GIUNTALL SORMONTO	2	27	33		E80	0387031	033026
	ISOLA COMPLANARE	1	27	40		E70	0387031	033026
	ISOLA SORMONTO	1	30	30		E70	0387031	033026
	NT 40 G	1	27	27	E60		/	033051




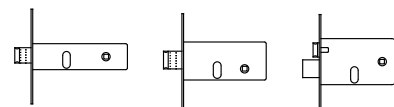
**Locks for mid-rail frames
with oval cylinder**

PROFILE		CYLINDER		FRONT PLATE USABLE BACKSET		STRIKING PLATES		
FRAME MANUFACTURER	SERIES			16	20	ADJUSTABLE	NYLON	
		C	D					
	NT 40 G	2	27	27	E70	/	033051	
	NT 45 G 1 ANTA	1	27	27	E60	/	033065	
	NT 45 G 1 ANTA	1	27	27	E70	/	033065	
	NT 45 G 1 ANTA	2	27	27	E80	/	033065	
	NT 45 G 2 ANTE	1	27	27		E60	/	033064
	NT 45 G 2 ANTE	1	27	27		E70	/	033064
	NT 45 G 2 ANTE	2	27	27		E80	/	033064
	NT 50 G	1	27	27	E60	/	033050	
	NT 50 G	2	27	27	E70	/	033050	
ESEDRA	GA 53 PORTA	1	27	33		E70	0387011	033027
	GA 53 PORTA	2	27	33		E80	0387011	033027
	GA 53 PORTA	3	27	33		E80	0387011	033027
	TT 63 PORTA	1	27	40		E70	0387011	033027
	40 PIANO	1	27	27		E70	/	033051
	50 PIANO	1	27	27	E60	/	/	033050
	50 PIANO	1	27	27	E70	/	/	033050
	50 PIANO	2	27	27	E80	/	/	033050
FRESIA	FT 40	1	27	27	E60	/	/	033051
	FT 40	2	27	27	E70	/	/	033051
	FT 50	1	27	27	E60	/	/	033050
INDINVEST	ALPHA 255 COMPLANARE	1	30	30		E70	0387031	033028
	ALPHA 255 COMPLANARE	2	30	30		E80	0387031	033028
	ALPHA 445 FINESTRA	1	27	27		E70	0387031	033026
	ALPHA 445 FINESTRA	2	27	27		E80	0387031	033026
	ALPHA GLOBO 45	1	27	27		E70	0387031	033026
	ALPHA GLOBO 45	2	27	27		E80	0387031	033026
	ALPHA GLOBO 55	1	27	27		E70	0387031	033028
	ALPHA GLOBO 55	2	27	27		E80	0387031	033028
	GOLD 400 COMPLANARE	1	27	27		E70	0387011	033027
	GOLD 400 SORMONTO	1	27	27		E70	0387011	033027
	GOLD 500 COMPLANARE	1	27	40		E70	0387011	033027
	GOLD 500 SORMONTO	1	27	40		E70	0387011	033027
	TE 40/45	1	27	27	E60	/	/	033051
	TE 40/45	2	27	27	E70	/	/	033051
	TE 50	1	27	27	E60	/	/	033050
	TE 50	2	27	27	E60	/	/	033050
	TE 50	3	27	27	E70	/	/	033050
TE 50	4	27	27	E80	/	/	033050	
METRA	NC 45 INTERNATIONAL FINESTRA	1	27	40		E60	0387011	033027
	NC 45 INTERNATIONAL FINESTRA	1	27	40		E70	0387011	033027
	NC 45 INTERNATIONAL FINESTRA	2	27	40		E80	0387011	033027
	NC 45 SUPERTHERMIC FINESTRA	1	27	40	E60		0387011	033027[4]
	NC 45 SUPERTHERMIC FINESTRA	1	27	40	E70		0387011	033027[4]
	NC 45 SUPERTHERMIC FINESTRA	2	27	40	E80		0387011	033027[4]
	NUOVO NC 40 COMPLANARE	1	27	27	E70		0387031	033026[4]
	NUOVO NC 40 COMPLANARE	2	27	27	E80		0387031	033026[4]
	NUOVO NC 40 SORMONTO 1 ANTA	1	27	27		E60	0387011	033029
	NUOVO NC 40 SORMONTO 1 ANTA	1	27	27		E70	0387011	033029
	NUOVO NC 40 SORMONTO 1 ANTA	2	27	27		E80	0387011	033029




**Locks for mid-rail frames
with oval cylinder**

PROFILE		CYLINDER		FRONT PLATE USABLE BACKSET		STRIKING PLATES		
FRAME MANUFACTURER	SERIES				16	20	ADJUSTABLE	NYLON
			C	D				
	NUOVO NC 40 SORMONTO 2 ANTE	1	27	27	E70		0387031	033026[4]
	NUOVO NC 40 SORMONTO 2 ANTE	2	27	27	E80		0387031	033026[4]
	NUOVO NC 50 COMPLANARE	1	27	27	E70		0387031	033026[4]
	NUOVO NC 50 COMPLANARE	2	27	27	E80		0387031	033026[4]
	NUOVO NC 50 SORMONTO 1 ANTA / 2 ANTE	1	27	27		E60	0387021	033030
	NUOVO NC 50 SORMONTO 1 ANTA / 2 ANTE	1	27	27		E70	0387021	033030
	NUOVO NC 50 SORMONTO 1 ANTA / 2 ANTE	2	27	27		E80	0387021	033030
	NC 40 / 40 L	1	27	27	E60		/	033051
	NC 40 / 40 L	2	27	27	E70		/	033051
	NC 50 B	1	27	27	E60		/	033050
	NC 50 B	2	27	27	E60		/	033050
	NC 50 B	3	27	27	E70		/	033050
	NC 50 B	4	27	27	E80		/	033050
MORELLI	MA 8300	1	27	33		E80	0387011	033027
OCMA	FC 47 FINESTRA	1	27	33		E70	0387011	033027
	FC 55 FINESTRA	1	27	40		E70	0387011	033027
	FC 55 FINESTRA	2	27	40		E80	0387011	033027
	FC 60 TT FINESTRA	1	27	40		E70	0387011	033027
PASSERINI	EKIP 40 COMPLANARE	1	27	27	E70		0387031	/
	EKIP 40 COMPLANARE	2	27	27	E80		0387031	/
	EKIP 40 EVOLUZIONE 1 ANTA	1	27	27		E70	0387011	033029
	EKIP 40 EVOLUZIONE 1 ANTA	2	27	27		E80	0387011	033029
	EKIP 40 EVOLUZIONE 2 ANTE	1	27	27		E70	0387011	033027
	EKIP 40 EVOLUZIONE 2 ANTE	2	27	27		E80	0387011	033027
	EKIP 40 SORMONTO 1 ANTA	1	27	27		E70	0387011	033029
	EKIP 40 SORMONTO 1 ANTA	2	27	27		E80	0387011	033029
	EKIP 40 SORMONTO 2 ANTE	1	27	27		E70	0387011	033027
	EKIP 40 SORMONTO 2 ANTE	2	27	27		E80	0387011	033027
	EKIP 50 COMPLANARE	1	27	33	E70		0387031	/
	EKIP 50 COMPLANARE	2	27	33	E80		0387031	/
	EKIP 50 SORMONTO 1 ANTA	1	27	33		E70	0387021	033029
	EKIP 50 SORMONTO 1 ANTA	2	27	33		E80	0387021	033029
	EKIP 50 SORMONTO 2 ANTE	1	27	33		E70	0387011	033027
	EKIP 50 SORMONTO 2 ANTE	2	27	33		E80	0387011	033027
	EKIP MAASTRICHT 53 FINESTRA	1	27	40	E70	E70	0387011	033027
	EKIP THERMO 53 FINESTRA 1 ANTA	1	27	40	E70		0387031	/
	EKIP THERMO 53 FINESTRA 1 ANTA	2	27	40	E80		0387031	/
	EKIP THERMO 53 FINESTRA 2 ANTE	1	27	40	E70		0387031	033026[4]
	EKIP THERMO 53 FINESTRA 2 ANTE	2	27	40	E80		0387031	033026[4]
	T.G.P. 40	1	27	27	E60		/	033051
	T.G.P. 40	2	27	27	E70		/	033051
T.G.P. 50	1	27	27	E60		/	033050	
T.G.P. 50	2	27	27	E60		/	033050	
T.G.P. 50	3	27	27	E70		/	033050	
PROFILATI	"PE ""EKU 53"" FINESTRA"	1	27	40		E70	0387011	/
	SISTEMA PE 1 40 COMP./EST. 1 ANTA	1	27	40		E70	0387011	/
	SISTEMA PE 1 40 COMP./EST. 1 ANTA	2	27	40		E80	0387011	/
	SISTEMA PE 1 40 COMP./EST. 2 ANTE	1	27	40	E70	E70	0387031	/
	SISTEMA PE 1 40 COMP./EST. 2 ANTE	2	27	40	E80	E80	0387031	/



**Locks for mid-rail frames
with oval cylinder**

PROFILE		CYLINDER		FRONT PLATE USABLE BACKSET		Striking plates		
FRAME MANUFACTURER	SERIES				16	20	ADJUSTABLE	IN NYLON
			C	D				
	SISTEMA PE 1 40 SORMONTO 1 ANTA	1	30	30		E70	0387011	/
	SISTEMA PE 1 40 SORMONTO 1 ANTA	2	30	30		E80	0387011	/
	SISTEMA PE 1 40 SORMONTO 2 ANTE	1	30	30	E70	E70	0387031	/
	SISTEMA PE 1 40 SORMONTO 2 ANTE	2	30	30	E80	E80	0387031	/
	SISTEMA PE 1 50 COMP./EST. 1 ANTA	1	30	40		E70	0387011	/
	SISTEMA PE 1 50 COMP./EST. 2 ANTE	1	30	40	E70	E70	0387031	/
	SISTEMA PE 1 50 SORMONTO 1 ANTA	1	27	40		E70	0387011	/
	SISTEMA PE 1 50 SORMONTO 2 ANTE	1	27	40	E70	E70	0387031	/

