SWISSDOOR
DØRTEKNIK FOR PROFESSIONELLE

GENERAL CATALOGUE **.33**

E N G L I S H

ISEO®
UN MONDO PIÙ SICURO

SWISSDOOR
DØRTEKNIK FOR PROFESSIONELLE

ISEO®

GENERAL CATALOGUE .33

INDEX


CYLINDERS, PADLOCKS AND COMPONENTS 1


LOCKS FOR METAL FRAMES 2


LOCKS FOR WOODEN FRAMES 3


LOCKS FOR ARMOURED DOORS 4


PANIC AND EMERGENCY EXIT DEVICES 5

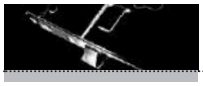
LOCKS FOR FIRE RESISTANT DOORS 6


DOOR CLOSERS 7

General terms of sale

ISEO®

1. Scope
1.1 These general conditions shall apply to all supplies made by ISEO Serrature S.p.A. having registered office in Via San Girolamo 13, 25055 Pisogne (BS) Italy (hereafter "ISEO") to the buyer. No buyer's general conditions shall apply to the transactions with ISEO, unless expressly approved in writing by ISEO. The buyer's acceptance of ISEO's offer or order confirmation from ISEO, however made, shall imply the application of these general conditions to the sales contract.

2. Orders
2.1 Buyer's orders shall become binding following a written order confirmation. The execution of the order is equivalent to the acceptance of the order (hereafter the "Binding Order"). Each offer made by third parties (agents, representatives etc.) shall become binding for ISEO only after the latter's written confirmation.
2.2 A Binding Order shall be executed only in compliance with that specified in the order and these general conditions. Any other documents shall apply only if expressly agreed by the parties.
2.3 Should the buyer request changes to the Binding Order, ISEO shall decide, at its incontestable discretion, whether to accept such request and how to adjust the price accordingly. Should ISEO accept the partial and/or total cancellation of an order, the buyer shall reimburse all costs incurred by ISEO until the time of the cancellation or pay the full price of the products if the manufacture of the products has already been completed.
2.4 Characteristics, the prices and other data included in catalogues, price-lists or other ISEO's illustrative documents, as well as the characteristics of the samples and models sent to the buyer are non-binding, unless explicitly mentioned as binding in the Binding Order.
2.5 Any estimates sent by ISEO are to be considered binding for a period of 1 month from the date of such transmission, unless otherwise specified.
2.6 ISEO shall reserve the right to change and/or improve its products as may be deemed suitable at any time. Should such change be necessary to ensure compliance of its products with the legal regulations in force, ISEO may also modify the characteristics of the products already ordered by simply notifying the buyer of this. In any case, the buyer shall not be entitled to damages.

3. Deliveries/execution of the orders
3.1 Unless otherwise specified in the Binding Order, products shall be delivered according to the delivery terms mentioned below and established in the ICC's Incoterms ® 2010:
Italy: DAP Incoterms ® 2010 – carriage free
EU (Member States of the European Union where no customs duties are applied): DAP Incoterms ® 2010
Rest of the world: as specified in the Binding Order
The delivery terms shown below and/or in the Binding Order are merely indicative and are to be understood having an appropriate period of grace in favor of ISEO. In any case, delivery times are not essential.
Delivery terms for standard supplies are as follows (the classification within a certain status is shown in the ISEO catalogue):
Status "A": prompt delivery (or, for shortage of goods promptly notified by ISEO, within 30 days from the date of the order confirmation)
Status "B": within 30 days from the date of the order confirmation
Status "C": within 60 days from the date of the order confirmation
Status "D": within 90 days from the date of the order confirmation
Delivery terms for supplies made to buyer's job orders shall be agreed from time to time.
3.2 In order to satisfy internal needs, ISEO may, at its discretion, break down a delivery of products into several partial deliveries. ISEO shall be entitled to apply a price increase when the buyer requires urgent deliveries ("urgent" means not within the standard transportation terms) in order to cover additional management, logistics and transportation costs. These costs may vary from time to time.
3.3 For individual orders with a (taxable) order value less than:

Italy:	550.00 €
UE	1,550.00 €
Extra UE countries	3,000.00 €

a fixed (taxable) management contribution shall be charged on the invoice amounting to:

Italy:	25.00 €
UE:	78.00 €

3.4 Should the execution of the order require the obligation to procure parts manufactured from third parties, the execution of the order shall be contingent upon the proper performance by such third parties.

4. Prices and payments
4.1 Prices including packaging (the packaging units are indivisible) are those shown in the ISEO price lists in force when receiving the purchase order. Each new price list shall automatically replace the previous one.
4.2 Should a binding regulation involving an increase of the order execution costs enter into force after the acceptance of the order, ISEO shall reserve the right to adjust the price correspondingly.
4.3 Payments and any other amount due to ISEO for whatever reason shall be understood as net at the creditor's domicile. For no reason whatsoever, including complaints concerning the products supplied, the buyer may suspend the payments due. The payment terms shown on the invoices shall be understood as essential terms.
4.4 For each invoice which will not have been paid by the due date, we will calculate accrued interest on arrears, by applying the official interest rate in force, according to D.lgs 192/2012-implementation of Directives 2000/35/CE and2011/7/UE.
4.5 Should the buyer, for whatever reason, not settle the payment due, ISEO may, at its discretion, either suspend the execution of the ongoing orders, regardless of the fact that they have already been confirmed, until the complete settlement of the amounts due on the basis of the orders already carried out, or require suitable guarantees of payment from the buyer, or unilaterally change the payment conditions for the orders still to be carried out.
4.6 No offsetting with any receivables from ISEO arisen for any reason whatsoever shall be permitted.

5. Retention of title and transfer of risks
The products supplied shall remain the property of ISEO until full settlement of the price of the relevant order. For this purpose, the buyer shall commit himself to take the necessary measures to establish a suitable retention of title, extended as legally admitted, in the country where the products are located or to establish a similar form of guarantee in favor of ISEO. Should a third party creditor of the buyer attempt to seize the goods referred to in the retention of title, the buyer shall (i) promptly notify ISEO and (ii) take all necessary measures to safeguard ISEO's property rights.Regardless of the delivery term applied, the risk of deterioration and/or of damage of the products shall pass from ISEO to the buyer when handing over the products to the first carrier.

6. Guarantee and responsibility/limitations
6.1 ISEO shall guarantee that the products comply with the specifications mentioned in the order and with the Italian legislation in force at the time of the order confirmation and that they are free from engineering, material and construction defects caused by ISEO. In particular, ISEO shall not give any guarantee of compliance with the legislation in force in the country of destination of the products and shall not guarantee that the products are suitable for the use the buyer intends to. The buyer shall be responsible for complying with all the regulations in force concerning marketing and the use of the Products (including the safety regulations). In any case, the buyer's guarantee referred to in this article shall be voided in the following cases: (i) installation and/or use and/or maintenance of the products not in compliance with ISEO's information and operating instructions, (ii) changes and/or repairs without ISEO'S prior written authorization, (iii) normal wear of the products and/or no regular settlement of the product payment by the buyer; (iv) defects resulting from the buyer's engineering and technical specifications, instructions given by the buyer and, more generally, any defects due to the buyer's fault or to activities carried out on the Products by the buyer without ISEO's approval. Furthermore, should ISEO use third party's parts for manufacturing the Products, ISEO's guarantee vis-à-vis the buyer concerning such third parties' products shall be limited to the rights granted by such third party to ISEO.
The guarantee referred to in this article shall last 10 years for fully mechanical products and 3 years for all other products, unless otherwise stated. Both periods shall start from the delivery date.
6.2 The buyer shall inspect the goods immediately upon delivery. The quantity of the individual batches recorded by ISEO when they are sent from its headquarters shall be considered to correspond to the quantity received by the buyer at the time of delivery, unless otherwise proven by the buyer. When receiving the goods, the buyer shall commit himself to notify any visible defect and/or non-conformity in writing within 8 days after delivery by registered letter with acknowledgement of receipt using the D7.1.10 return form available at the ISEO site at the following address: www.iseoserrature.it. Any hidden defects shall be notified in writing by registered letter with acknowledgement of receipt within 8 days after they have been found. Failure to meet the above mentioned term shall lead to forfeiture of each buyer's right resulting from the defects found.
6.3 As a result of a defect notification and within 8 days after the defect has been found, the buyer shall send the product considered to be defective to ISEO, at its own expense, for inspection or should the nature of the product require it, allow ISEO to carry out an inspection on site.
6.4 In any case, products shall be considered defective only after ISEO's technicians have ascertained the presence of the defects. In this case, ISEO shall repair the defective product, or, should no repair be possible or should a repair involve excessive costs, ISEO may, at its discretion, replace the defective product with a conforming product or issue a credit note for the value of the product. ISEO shall not be liable for disassembling, transport, reassembling, reinstallation and inspection costs of the defective products covered by this guarantee.
6.5 Should the case of non-conformity result from circumstances not caused by ISEO, ISEO shall not be liable in any way.
6.6 ISEO's liability for the product shall be limited to direct damages. In no case, ISEO shall be liable for indirect damages or however for damages such as, including but not limited to, reputational damages, damages resulting from loss of use, loss of production, loss of goodwill, loss of profits, loss of contracts, loss of business, loss of income, losses resulting from an increase of operating costs or financial or economic losses. Unless willful misconduct and gross negligence are proven, ISEO's full liability for all claims of any kind of losses or damages resulting from the observance or non-observance of these conditions in connection with an order may not exceed, in any case, a value equal to the order value.

7. Intellectual property
7.1 In any case, the execution of the Binding Order shall not involve a transfer of ISEO's intellectual property rights. ISEO is and shall remain the exclusive owner of these rights. Similarly, no license concerning these rights shall be granted.
7.2 The buyer may not remove or change ISEO's distinctive marks on the products.
7.3 Any drawings or technical documents supplied to the buyer for the purpose of manufacturing or assembling the products sold or parts of them shall remain the exclusive property of ISEO and may neither be used by the buyer nor copied, duplicated, transmitted or communicated to third parties without ISEO's prior approval. ISEO shall not transfer any property rights concerning its software supplied to the buyer. The buyer may neither export nor re-export the software with no relevant license. The buyer shall be forbidden to change the software, carrying out reverse engineering or decompiling or disassembling activities and to license it to third parties (except for cases when, according to the type of software supplied, the license to third parties was tacit or was included in the specific contract with the buyer).
7.4 Should ISEO manufacture the products according to the buyer's instructions, drawings etc. the buyer must hold ISEO indemnified from any claims by third parties for breach of their exclusive property rights to the extent that such breach results from the instructions given by the buyer.

8. Force majeure
8.1 Neither Party shall be held responsible for the breach of any clauses in these conditions and/or in the order confirmed and/or for the delayed fulfilment of the relevant obligations if such breach and/or delay result from circumstances beyond the reasonable control of the Parties, including but not limited to, acts of God, acts of the Government, strikes, riots, shortages of necessary supplies and/or lack of means of transport.
8.2 The Party affected by the event of force majeure shall immediately notify the other Party in writing of the event and of the estimated duration. The fulfillment of the obligations of the Party affected by the event of force majeure shall be suspended for the duration of such force majeure.
8.3 Should such circumstances last more than three months, the other Party shall have the right to terminate the contract with immediate effect by notice in writing to be sent by registered letter with acknowledgement of receipt.

9. Competent court and applicable law
Any dispute relating to or however in connection with these general conditions, and/or the sales contracts entered into according to these general conditions shall be settled by the Court in Brescia. ISEO shall have the right to proceed against the buyer before any other competent Court.
These general conditions as well as each individual supply carried according to them shall be governed by the Italian law.

SWISSDOOR
DØRTEKNIK FOR PROFESSIONELLE

Your contacts in ISEO Serrature

ISEO®

ISEO Serrature spa	Name	Position/ Service	E-mail	Telephone	Languages
Head Sales Office	Mauri Benia	**Sales Dept.**	commerciale@iseo.com benia.mauri@iseo.com	+ 39 0364 882275	IT - EN - DE - FR
Sales Department	Mancini Anna Rosa	**Sales Dept.**	annarosa.mancini@iseo.com	+ 39 0364 882249	IT - EN - FR
	Raubbach Imke	**Sales Dept.**	imke.raubbach@iseo.com	+ 39 0364 882284	IT - EN - DE
	Paris Emanuela	**Sales Dept.**	emanuela.paris@iseo.com	+ 39 0364 882210	IT - EN - FR
	Resta Eleonora	**Sales Dept.**	eleonora.resta@iseo.com	+ 39 0364 882280	IT - EN - ES
	Teston Alessia	**Sales Dept.**	alessia.teston@iseo.com	+ 39 02 96740420	IT - EN
	Tuns Anca Maria	**Sales Dept.**	ancamaria.tuns@iseo.com	+ 39 0364 882286	IT - EN - RO
	Calvaresi Luana	**Sales Dept.**	luana.calvaresi@iseo.com	+ 39 02 96740420	IT - EN
	Gaioni Ivano	**Sales Dept.**	ivano.gaioni@iseo.com	+ 39 0364 882252	IT
	Tempini Giuliana	**Sales Dept.**	giuliana.tempini@iseo.com	+ 39 0364 882243	IT
Credit Manager	Mondinelli Sara	**Accounting Dept**	sara.mondinelli@iseo.com	+ 39 0364 882236	IT - EN - FR
Technical Service			tecnico@iseo.com iseozero1@iseo.com	Tool free number (only for Italy) 800 728722	IT - EN

Web site
www.iseo.com
www.iseoserrature.it
www.iseozero1.com

SWISSDOOR
DØRTEKNIK FOR PROFESSIONELLE

Index

Code	Page
003* **	**1**-86/**1**-98/**1**-125/**1**-135/**1**-145 **1**-155
0031 **	**1**-125/**1**-127/**1**-128/**1**-135/**1**-137 **1**-138/**1**-145/**1**-155/**1**-158 **1**-163
0032*	**1**-127/**1**-128/**1**-131/**1**-132/**1**-137 **1**-138/**1**-141/**1**-147/**1**-148/**1**-151 **1**-157/**1**-158/**1**-161/**1**-164/**1**-169
0033* **	**1**-131/**1**-141/**1**-151/**1**-161/**1**-169
0034* **	**1**-131/**1**-141/**1**-151/**1**-161 **1**-169
0035* **	**1**-131/**1**-141/**1**-152/**1**-162/**1**-169
0036* **	/**1**-152/**1**-169
0037* **	**1**-131/**1**-141/**1**-151/**1**-161
0038* **	**1**-132/**1**-141/**1**-152/**1**-162/ **1**-169
0039* **	**1**-141/**1**-152/**1**-161
0041* **	**1**-133/**1**-141
004377	**1**-113
0044* **	**1**-147
0045* **	**1**-157
0046* **	**1**-137
00479..H**	**1**-127
004907	**1**-113
0201 **	**1**-93
0202 **	**1**-93/**1**-94/**1**-162
0203 **	**1**-93
0204 **	**1**-93
0206 **	**1**-94/**1**-152
0208 **	**1**-94/**1**-141
0209 **	**1**-94/**1**-133
032* **	**3**-27/**3**-28/**3**-54/**6**-10/**6**-11/**6**-24 **6**-25/**6**-26/**6**-27
033* **	**2**-275/**2**-276/**2**-277 **2**-285
0331 **	**2**-30/**2**-31/**2**-48/**2**-49/**2**-50/**2**-51 **2**-52/**2**-53/**2**-54/**2**-259/**2**-260 **2**-262/**2**-263/**2**-277
0332 **	**2**-28/**2**-29
0350*5	**2**-254/**3**-29
038* **	**2**-55/**2**-56/**2**-57/**2**-58/**2**-251 **2**-270/**2**-271/**2**-272/**2**-273 **2**-274/**2**-275/**2**-277/**2**-278/**2**-279 **2**-280/**2**-281/**2**-282 **2**-283/**2**-284
0382 **	**2**-99/**2**-100/**2**-101/**2**-102
0382H3**	**2**-99/**2**-100
0386*	**2**-265/**2**-266/**2**-93/**2**-94
03862*	**2**-95/**2**-96
0387 **	**2**-97/**2**-98/**2**-267/**2**-268/**2**-269
0400 **	**2**-257/**2**-258/**6**-21
0401 **	**2**-258
0408 **	**1**-101/**2**-46/**2**-47/**2**-58/**2**-207 **2**-248/**2**-290/**3**-29/**5**-85/**6**-21
0409 **	**2**-258
040940	**2**-92
040950	**2**-92
04099*	**2**-92
042* **	**1**-97/**1**-98
043* **	**1**-101/**3**-29
044* **	**1**-99/**1**-100/**1**-164
0500 **	**2**-251/**2**-252/**2**-253/**3**-27
0501 **	**2**-253/**2**-254/**3**-29
052012	**2**-253
100* **	**3**-25
102* **	**3**-25
102.00.*	**2**-244
103.00.00	**2**-245
103* **	**3**-25
104.00.*	**4**-55
105.00.*	**2**-244
106* **	**3**-26
107* **	**3**-26
108* **	**3**-26
1091.00.*	**2**-244
1120*	**4**-42
1200. **	**2**-231
1203. **	**2**-232
122..0**	**4**-49
123.00.0	**4**-49
125..0***	**4**-49
1301*	**4**-49
1320*	**3**-31
1321*	**3**-30
1401. **	**2**-233
1501. **	**2**-233
1450. **	**2**-232
192.00*	**3**-35
200* **	**3**-12
2000006*	**4**-14/**4**-25
200.00.*	**2**-113/**2**-180/**2**-236/**4**-53/**4**-54
200..174***	**2**-108
200..E***	**4**-45
200N* **	**3**-8/**3**-11
201* **	**3**-13
201.0*	**4**-53
210* **	**3**-12
210N* **	**3**-9/**3**-11
212000654	**6**-5
212600654	**6**-9
212700654	**6**-9
2141*0654	**6**-7/**6**-8
214910654* **	**6**-6
216120654	**6**-5
216930654.5*	**6**-4
221N* **	**3**-10
280N* **	**3**-10
2911*5*	**3**-4
291115*	**3**-4
291205*	**3**-5
291215*	**3**-5
291125*	**3**-6
291135*	**3**-6
300* **	**3**-22

Index

ISEO®

Code	Page
303.*4*	**2**-198
304.*4*	**2**-199
310* **	**3**-22
3100 **	**1**-95
310504* **	**2**-226
310604* **	**2**-226
3131*	**3**-31
3132*	**3**-32/**4**-52
3133*	**3**-32
3134*	**3**-33
3135*	**3**-33
315* **	**2**-226
3164*	**3**-34
3165*	**3**-34
320* **	**3**-22
330* **	**3**-23
340* **	**3**-23
3400 **	**1**-95
350* **	**3**-23
37002000*	**7**-28
37003**	**7**-28
37*010003	**7**-28
37110**	**7**-26
37210**	**7**-24
37315000*	**7**-22
37410**	**7**-20
375150* **	**7**-18
37610003*	**7**-16
377150* **	**7**-14
379****	**7**-8
3799 **	**7**-12
3803**	**7**-10
38.1*	**4**-52
380190	**1**-96
38.90.*	**2**-225
38.90.00	**2**-225
390* **	**1**-95
4000600000**	**1**-167
401* **	**3**-18
402* **	**3**-18
411* **	**3**-18
412* **	**3**-18
421* **	**3**-19
421*E**	**3**-19
422* **	**3**-19
422*E**	**3**-20
425*450**	**3**-21
431* **	**3**-19
431*...4**	**2**-228
431*E**	**3**-20
432* **	**3**-19
432*...4**	**2**-228
432*E**	**3**-20
435*450**	**3**-21
437* **	**3**-20
438* **	**3**-20
460* **	**3**-24
460*..5**	**3**-24
463*	**3**-34
470* **	**3**-24
470*..5**	**3**-24
481* **	**2**-227
482* **	**2**-227
485* **	**2**-227/ **2**-228
486* **	**2**-227/**2**-228
495*450**	**3**-21
500* **	**1**-96/**2**-224
504*.00.20	**2**-235
505* **	**2**-224
510* **	**2**-224
50800IP54*	**2**-147
58700MTPADS*	**2**-147
5100*0* **	**2**-222
5103*0* **	**2**-223
511* **	**3**-17
5162*	**1**-96
5200*0* **	**2**-217/ **2**-218/
5201*0* **	**2**-218
5203*0* **	**2**-217/ **2**-219
5210*0* **	**3**-14
5211*0* **	**3**-14
5213*0* **	**3**-15
5250*0* **	**2**-220
5253*0* **	**2**-221
529.17.0*	**1**-100
529.26.0*	**2**-247
5300*0* **	**2**-219
5302*0* **	**2**-220
5310*0* **	**3**-15
5312*0* **	**3**-16
5350*0* **	**2**-221
5352*0* **	**2**-222
541.26.0*	**1**-100
550**	**2**-186
551* **	**2**-212
56*1830	**2**-261
5661900	**2**-257
56800 **	**5**-82
5820*	**4**-13/**4**-23/**4**-24
586.00.03*	**2**-225
5870*	**2**-109/**2**-148/**4**-13/**4**-23/**4**-24
5E0000.*	**2**-109/**2**-146
5E35*	**2**-109/**2**-148
5E40*	**4**-12
600450	**2**-237
6013*	**2**-109/**2**-149/**4**-14
601450	**2**-237
602.03*	**4**-35/**4**-36
602.13*	**4**-35/**4**-36
603450	**2**-237
604* **	**2**-237/**2**-238
605350	**2**-238
608.03*	**4**-35/**4**-37/**4**-38
608.13*	**4**-35/**4**-37/**4**-38

Index

Code	Page
608.05*	**4**-36
610500	**2**-238
612.00*	**4**-36/**4**-37
618.00*	**4**-36/**4**-37/**4**-38
620350	**2**-239
630350	**2**-239
641***	**2**-240
642***	**2**-240/**2**-241
643***	**2**-241
644150	**2**-242
645150W	**2**-242
646000	**2**-242
64700**	**2**-243
661*N**	**2**-229
661*N.K**	**2**-229
662.03*	**4**-31/**4**-32
662.13*	**4**-31/**4**-32
663*N**	**2**-229
663*N.K**	**2**-230
66330**	**2**-230
66330**.K**	**2**-230
668.03*	**4**-31/**4**-32/**4**-34/**4**-39
668.03.E**	**4**-40
668.05*	**4**-31
668.13*	**4**-31/**4**-32/**4**-34/**4**-39
672.00*	**4**-32/**4**-33
678.00*	**4**-32/**4**-33/**4**-39
678.03.E**	**4**-40
6960*	**4**-10/**4**-11
6961*	**4**-10
6980*	**4**-21
6981*	**4**-21
6990*	**4**-10/**4**-11
6991*	**4**-10
70..10**	**1**-90/**1**-91
70..75**	**1**-90/**1**-91/**1**-92
70..90**	**1**-90/**1**-91
704**	**2**-213
707**	**2**-213
707.28.***	**2**-106
707.68.***	**2**-107
707.78.***	**2**-107
710**	**2**-214
711.**	**2**-179
712***	**2**-214
713.**	**2**-178/**2**-215
714.**	**2**-179
71741*	**2**-110
720400***	**2**-88
720440***	**2**-88
720600	**2**-215
721211**	**2**-91
721212**	**2**-91
721213**	**2**-91
721221**	**2**-91
723201**	**2**-81
723251**	**2**-81

Code	Page
723253**	**2**-81
7233****	**2**-82
7236****	**2**-82
723501**	**2**-75/**2**-77
723551**	**2**-75/**2**-77
723553**	**2**-75/**2**-77
725201**	**2**-79
725251**	**2**-79
725253**	**2**-79
725501**	**2**-71/**2**-73
725551**	**2**-71/**2**-73
725553**	**2**-71/**2**-73
725600	**2**-2150
727511**	**2**-87
727514**	**2**-87
727521**	**2**-87
729511**	**2**-85
729514**	**2**-85
729521**	**2**-85
72E501**	**2**-67/**2**-69
72E551**	**2**-67/**2**-69
72E553**	**2**-67/**2**-69
72G501**	**2**-63/**2**-64
72G551**	**2**-63/**2**-64
72G553**	**2**-63/**2**-64
741***	**2**-190
741N*	**2**-188
743.**	**2**-177
743***	**2**-190
743.N*	**2**-188
745203F	**2**-191
745.N*	**2**-189
746.**	**2**-185
749.N*	**2**-189
75000**	**2**-124/**2**-125
75008**	**2**-122/**2**-123
75015*	**2**-192
750A**	**2**-123/**2**-124/**2**-125
750M**	**2**-123/**2**-124/**2**-125
7510**	**2**-130/**2**-131
751A**	**2**-130/**2**-131
751M**	**2**-130/**2**-131
7521***	**2**-192
75420***	**2**-194
7562***	**2**-194
7581***	**2**-192
7600***	**2**-136/**2**-137/ **2**-138/ **2**-139
7601***	**2**-193
760A***	**2**-136/**2**-137/ **2**-138/ **2**-139
760M***	**2**-136/**2**-137/ **2**-138/ **2**-139
7620**	**2**-193
7640**	**2**-193
7662***	**2**-195
7682***	**2**-195
770.*0.*	**2**-234
778.00.00	**2**-234
7800*	**2**-144/**2**-145

Code	Page
780A*	**2**-144/**2**-145
780M*	**2**-144/**2**-145
780253	**2**-173/**2**-211
780*BFZ**	**2**-164/**2**-176/**2**-211
7803252**	**2**-166/**2**-167/**2**-207
781*B**	**2**-168/**2**-169
781*IFZ**	**2**-174
78110**	**2**-162
78120**	**2**-162
78130**	**2**-163
78140**	**2**-163
78147**	**2**-170
78157**	**2**-170
781702***	**2**-159
781802***	**2**-160
782*B**	**2**-173/**2**-172
78200**	**2**-166
78208**	**2**-182/**2**-183
783*B**	**2**-171/**2**-172/**2**-173
783*IFZ*	**2**-174/**2**-175/**2**-176
78310**	**2**-164
78320**	**2**-164
78330**	**2**-165
78338**	**2**-181/**2**-182
78338**C.9*	**2**-184
78340**	**2**-164
78348**	**2**-181/**2**-183
783802***	**2**-161
78510**	**2**-154/**2**-156
78511**	**2**-155/**2**-157/ **2**-158
78513**	**2**-158/**2**-158
78520**	**2**-154/**2**-156
78521**	**2**-155/**2**-157
78523**	**2**-158
78530**	**2**-156
78531**	**2**-157
7858***	**2**-152/**2**-153
790310000	**2**-37
790320000	**2**-37
790330000	**2**-37
790340000	**2**-37
79110**	**2**-44
79111**	**2**-45
79113**	**2**-44
79115**	**2**-45
79510**	**2**-39
79511**	**2**-39
79513**	**2**-39
79515**	**2**-40
79550**	**2**-42
79551**	**2**-42
79553**	**2**-42
79555**	**2**-43
799100***	**2**-36
799101***	**2**-36
799110***	**2**-36
799130***	**2**-36
799150***	**2**-36
7A12****D.A**	**2**-23
7A12****S.A**	**2**-23
7A19****D.A**	**2**-22/**2**-23
7A19****S.A**	**2**-22/**2**-23
7A32*0*.D**	**2**-18
7A32*0*.S**	**2**-18
7A34***.D**	**2**-27
7A34****.D.A**	**2**-27
7A34***.S**	**2**-27
7A34****.S.A**	**2**-27
7A36*0*.D**	**2**-10
7A36*0*.S**	**2**-10
7A37*0**D.A**	**2**-13
7A37*0**S.A**	**2**-13
7A380**.D**	**2**-26
7A380***D.A**	**2**-26
7A380**.S**	**2**-26
7A380***S.A**	**2**-26
7A39*0**D.A**	**2**-21
7A39*0**S.A**	**2**-21
80..75**	**1**-92
8007**	**1**-103/**1**-104
8007..5**	**1**-104
8007..K**	**1**-103/**1**-104/**1**-105
8007..K1**	**1**-103/**1**-104/**1**-105
8007..K2**	**1**-103/**1**-104/**1**-105
8007..K3**	**1**-103/**1**-104/**1**-105
8007..K4**	**1**-103/**1**-104/**1**-105
8007..K5**	**1**-103/**1**-104/**1**-105
8007W.SA**	**1**-168
801.0*	**4**-43
802.0*	**4**-43
802.4*	**4**-43
8027**	**1**-105/**1**-106
8027..5**	**1**-106
8027..K**	**1**-105/**1**-106
8027W.SA**	**1**-168
80444000	**1**-115
8047**	**1**-107
8047..5**	**1**-107
8047..K**	**1**-107
8047W.SA**	**1**-168
8059**	**1**-107
8059..5**	**1**-107
8059..K**	**1**-107
808.0*	**4**-43
808.4*	**4**-43
8099**	**1**-108
8099..5**	**1**-108
8099..8R6**	**1**-108
8099..F6**	**1**-108
8099..K**	**1**-108
8099..KR6**	**1**-108
8099..R6**	**1**-108
8099..R7**	**1**-109
8099.8R7**	**1**-109

Index

ISEO®

Code	Page
8099.KR7**	**1**-109
809909I	**1**-109/**1**-167
8109**7**	**1**-64/**1**-65/**1**-66
8109**9**	**1**-64/**1**-65/**1**-66
811.00*	**4**-43/**4**-44
8169**7**	**1**-70
8169**9**	**1**-70
8170.11.*	**2**-247
81.8811.*	**2**-246/**2**-247
8189**7**	**1**-69
8189**9**	**1**-69
8199**7**	**1**-67/**1**-68
8199**9**	**1**-67/**1**-68
81RA0**7.F**	**1**-23
8208**7**	**1**-74
8208**9**	**1**-74
8209**7**	**1**-75/**1**-76
8209**9**	**1**-75/**1**-76
8209**9..SS**	**1**-156
8252**7**	**1**-80
8252**9**	**1**-80
8259**7**	**1**-79
8259**9**	**1**-79
8269**7**	**1**-80
8269**9**	**1**-80
8289**7**	**1**-78
8289**9**	**1**-78
8299**7**	**1**-77
8299**9**	**1**-77
82F60**7**	**1**-54/**1**-55/**1**-56
82F60**9**	**1**-54/**1**-55/**1**-56
82F66**7**	**1**-60
82F66**9**	**1**-60
82F68**7**	**1**-59
82F68**9**	**1**-59
82F69**7**	**1**-57/**1**-58
82F69**9**	**1**-57/**1**-58
82R10**7*..5**	**1**-28
82R10**7*..5**	**1**-28
82R19**7...5**	**1**-28/**1**-29
82R19**9...5**	**1**-28/**1**-29
82R16**7*..5**	**1**-28
82R16**9*..5**	**1**-28
82R70**7..H5**	**1**-34/**1**-35/**1**-36
82R70**9..H5**	**1**-34/**1**-35/**1**-36
82R70**9S.W**	**1**-126
82R76**7..H5**	**1**-39
82R76**9..H5**	**1**-39
82R78**7..H5**	**1**-38/**1**-39
82R78**9..H5**	**1**-38/**1**-39
82R79**7..H5**	**1**-36/**1**-37
82R79**9..H5**	**1**-36/**1**-37
82RA0**9.F9**	**1**-12/**1**-13
82RA9**9.F9**	**1**-14
82RA8**9.F9**	**1**-15/**1**-16
82RA6**9.F9**	**1**-17
82RC0***.F.5**	**1**-8
82RC6D**.F.5**	**1**-9
82RC9***.F.5**	**1**-8
8300**3**	**1**-81/**1**-82
8300**7**	**1**-81
8300**H**	**1**-81
8350**3**	**1**-82
8350**7**	**1**-82
8400**7**	**1**-83
8420**7**	**1**-83
8507**	**1**-84
8507H**	**1**-84
8517**	**1**-84/**1**-85
8527**	**1**-85
8537**	**1**-85
8547**	**1**-86
8587**	**1**-86
85900085*	**5**-81
85RA2**7.F**	**1**-20
85RA4**7.F**	**1**-20/**1**-21
86RA4**7.F**	**1**-22
8600**7**	**1**-51
8600**9**	**1**-51
861.02*	**4**-44
868.0*	**4**-44
868.4*	**4**-44
8621**7**	**1**-51
8622**7**	**1**-51
8624**7**	**1**-51
87322601	**1**-115
87RA0***.F**	**1**-18
87RA1**7.F**	**1**-19/**1**-20
87RA2***.F**	**1**-18
87RA4**7.F**	**1**-20/**1**-21
8809**7..5**	**1**-42/**1**-43
8809**9..5**	**1**-42/**1**-43
8809**9..SS**	**1**-136/**1**-146
8810*	**2**-109/**2**-148 /**4**-14
8811**7**	**1**-49
8811**9**	**1**-49
8859**7..5**	**1**-47
8859**9..5**	**1**-47
8869**7..5**	**1**-48
8869**9..5**	**1**-48
8871**7**	**1**-50
8871**9**	**1**-50
8889**7..5**	**1**-45/**1**-46
8889**9..5**	**1**-45/**1**-46
8899**7..5**	**1**-44
8899**9..5**	**1**-44
8FRA***7.F**	**1**-25
8SRA***9.F**	**1**-24
904***	**3**-37
901.*1.*	**2**-196
902.*1.*	**2**-196
903.*1.*	**2**-197
903.*4.*	**2**-197
91.01.**	**1**-94

Code	Page
910* **	**3**-46/**3**-47/**3**-48/**3**-49 **3**-50 /**3**-51
910* ...60**	**3**-46/**3**-47/**3**-48/**3**-49 **3**-50
910* ..N**	**3**-48/**3**-49/**3**-50/**3**-51
910* ..N60**	**3**-48/**3**-49/ **3**-50
911* /D**	**3**-40/ **3**-41
911* /D.60**	**3**-40/**3**-41
911* /S**	**3**-40/**3**-41
911* /S.60**	**3**-40/**3**-41
913* /D**	**3**-41/ **3**-42/ **3**-43/**3**-45
913* /D.60**	**3**-41/**3**-42/ **3**-43/**3**-45
913* /S**	**3**-41/**3**-42/**3**-43/**3**-45
913* /S.60**	**3**-41/**3**-42/**3**-43/**3**-45
915* /D**	**3**-43/ **3**-44/**3**-45
915* /S**	**3**-43/ **3**-44/**3**-45
94000* **	**5**-86
9401**T**	**5**-79/**5**-80/**5**-81
94021035..D	**5**-81
94021035..S	**5**-81
9409**E**	**5**-76
941**304**	**5**-40
941**404**	**5**-17/**5**-18/**5**-40
941**504**	**5**-17/**5**-18/**5**-40
941**704**	**5**-17/**5**-18/**5**-40
941**505**	**5**-12/**5**-13/**5**-14
941**524**	**5**-8/**5**-9
94100* **	**5**-9/**5**-19/**5**-39/**5**-57 **5**-61/**5**-67/**5**-68/**5**-69/**5**-83 **5**-84/**5**-85/**5**-86/**5**-87
94100*60	**2**-25/**6**-16
94200* **	**5**-34/**5**-39/**5**-87/**6**-21
9424**8T**	**5**-36/**5**-37/**6**-38
9424***T...1**	**5**-35
942411HT**	**5**-39
94300* **	**5**-26/**5**-31/**5**-45/**5**-63/**5**-65
9432000* **	**5**-25/**5**-30
9433000* **	**5**-24/**5**-29
9440**	**5**-49
9440**E**	**2**-10/**5**-77
94400030	**6**-21
94402* **	**5**-49
94403*	**2**-10/**2**-148/**4**-14
9444***T**	**5**-48
9449**839**	**6**-19
945**584**	**5**-9/**5**-43/**5**-44
9459**	**2**-25/**2**-111/**5**-19/**5**-31/**6**-16
946**204**	**5**-54
9461000* **	**5**-58
9462020* **	**5**-61
9463020* **	**5**-59
9464000* **	**5**-58
9466020* **	**5**-57/**5**-60
947* **	**5**-87/**6**-28
9472020* **	**5**-62/**5**-65
9473020* **	**5**-62/**5**-64
94800* **	**5**-87

Code	Page
94900000379**	**6**-14
9490000.50*	**2**-108
949856	**5**-85
94A0000***	**2**-25
94C00000379**	**6**-12
94F00**379**	**6**-17
94G0000379**	**6**-22
961*B4**	**2**-208
9611*0* **	**2**-203
961120* **	**2**-206
9619*0* **	**2**-201
961920* **	**2**-205
963*B4**	**2**-209
9631*0* **	**2**-204
963120* **	**2**-206
9639*0* **	**2**-202
963920* **	**2**-205
980000	**2**-248
98050*	**1**-101/**2**-47
98..0***	**2**-186/ **4**-15/**4**-24/**4**-46
98..4***	**4**-15/**4**-24/**4**-46
98..7***	**2**-186/
98.01*	**3**-36/**4**-48/**4**-52
98.02*	**3**-35
98.03.0*	**4**-46
98.05.0*	**2**-112/**2**-149 /**4**-46
98.174*.*	**2**-108/**2**-111
98.608*	**4**-48/**4**-52
9807*	**2**-146
98.0B*	**3**-36
981*.FZ**	**2**-209
981*BFZ**	**2**-210
981*4*	**4**-15/**4**-24
983*.FZ**	**2**-210
983*BFZ**	**2**-210
983901BFZR	**2**-211
984*	**4**-15
985*	**4**-15
98B*	**4**-48
98C*	**4**-13
98L*	**4**-47/**4**-48
98M*	**4**-13
98N*	**4**-15/**4**-25/**4**-47
98P*	**4**-12/**4**-22
98T*	**4**-12/**4**-22
990* **	**1**-89/**1**-90/**1**-95/**1**-97/**2**-89 **2**-248/**2**-249/**2**-250/ **2**-251 **3**-38/**3**-39/**3**-52/**3**-53 **3**-54/**3**-55/**3**-55/**3**-56 **4**-14/**4**-25
99.03.*	**4**-50
99.08*	**4**-49/**4**-50
99.1120.*	**4**-49
990*..Y**	**1**-90
990*..Y***	**1**-90
990*.100**	**1**-95
990*/C**	**1**-97/**3**-54

Code	Page
990063*	**3**-52
990067	**3**-52
99012*	**3**-52/**3**-53
99.02.*	**4**-51
9909***	**3**-38/**3**-39
99.6*	**4**-50/**4**-51
9999.**	**2**-112/**2**-186/**3**-35/**4**-51/**4**-52 **2**-236/**2**-245
FSAPL2T*	**2**-147
FXAGFA4*	**2**-148
FXK750	**2**-147
FXKVAL750	**2**-147
FXAGFA4*	**4**-14
OCA750*	**2**-146
P00000149	**1**-94
P00000159	**1**-94
P00000259	**1**-94
P000**7**	**1**-110/**1**-111
P000**7.K**	**1**-110/**1**-111
P040**7**	**1**-112
P040**7.K**	**1**-112
P049**7**	**1**-113
P049**7.K**	**1**-113
P240**S**	**1**-114
P240**S.K4**	**1**-114
XKARD69*	**4**-22
XKEY0*	**4**-12/**4**-22
XKEYFOB*	**4**-12

Doors opening direction

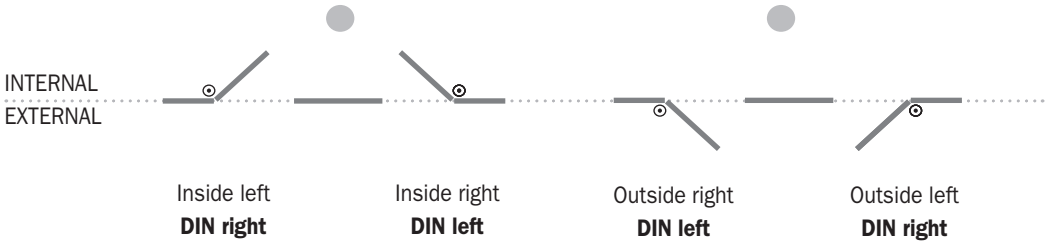

Use Instructions

To lubrificate the cylinder use only teflon Interflon Finlube TF.



When assembling, make sure drillings and filings do not enter the lock.

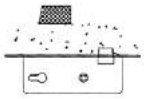

Do not paint the lock front plate, since this may cause damages to the deadbolt and the latchbolt.

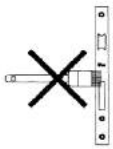

Fixing screws must not cause damage to the product.

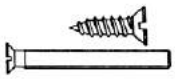

For installation, carefully follow the user's instructions or call skilled staff.

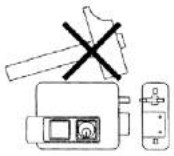

To install the lock exclusively use the transformers recommended in the instructions.

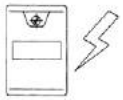

Dear Customer,
the outcome of a recent survey has stood out a customer satisfaction level of 92,8%.
This trustworthy and positive result is the effect of the commitment of all the collaborators and employees, which we aim to maintain and improve. It is the successful completion of the targets defined by the company management, which are included in the "Group Mission" too:
"To develop, manufacture and offer door locking systems, integrating security, user-friendliness, compliance with standards and technical specifications drawn up by designers and installers.
To provide our distribution network with the necessary technical and sales support."

Our mission translate into the following values within the System:
- The respect of our world: Ethics, Environment, Safety, Quality, and Privacy;
- Product reliability;
- Endless innovation;
- Respecting our partners' and customers' interests.

The fulfillment of these values allows to improve and implement our Integrated Management System, whose strategic aim and daily effort is the achievement of the following System Certifications and all the necessary product certifications by all the companies of ISEO Group.

Quality Management System

Enviromental Management System

Occupational Health and Safety Management System

SWISSDOOR
DØRTEKNIK FOR PROFESSIONELLE



SWISSDOOR
DØRTEKNIK FOR PROFESSIONELLE

Cylinders

R90 Factory 1-6
e.g. code 82RC*

R9 Country 1-10
e.g. code 82RA*

R11 Progress 1-26
e.g. code 88*

R7 Extra 1-34
e.g. code 82R7*

R6 1-40
e.g. code 88*

F6 Extra 1-52
e.g. code 82F6*

F6 1-62
e.g. code 81*

F5 1-72
e.g. code 82*

Pump cylinders 1-89

Cross-key cylinders 1-90

Keys - accessories 1-93

Padlocks 1-102

Components 1-116

Cylinders range

			 F5	 F6	 F6 Extra	 R6	 R7 Extra	 R11 Progress	 R9 Country	 R90 Factory
Key type		Standard vertical	x	x	x					
		Flat reversible				x	x	x	x	x
		Compatibility with protection plates				x	x	x	x	x
Active security		Patented system						x		x
		Key copyright							x	x
		Property card **(*)**						x	x	x
		Authorised key duplication						x	x	x
		Number of coding (including passive pins)	>30.000	>200.000	>30.000	>40.000	>220.000.000			
Passive security		Cylinder removal	Projecting cam							
		Cam type	DIN							
		Drill resistant		Pin in the body	Pin in the body and in the rotor	Pin in the body	Pin in the body and in the rotor			
		Anti-picklok	Key profile and antipick pins	Key profile and antipick pins	Key profile and antipick pins	Key profile, antipick pins and active pin	Key profile, antipick pins and active pin	Key profile, antipick pins and active pin	Key profile, antipick pins and active pin	Key profile, anti-pick pins, active pin and protected key profile
	Cylinder potential	Tear-resistant	-	-	-	-	-	x	x	x
Access management	**Type**	x1 MK	480-7.600	1.200	1.200	60.000	60.000		60.000	60.000
		KA	x	x	x	x	x		x	x
		MK	x	x	x	x	x		x	x
		GMK	x	x	x	x	x		x	x
		GGMK	x	x	x	x	x		x	x
		CK	x	x	x	x	x		x	x
		Construction key					x	x		
		Rekeyable					x			
Range		Double profile cylinder	x	x	x	x	x		x	x
		Double profile cylinder, double function	x	x	x	x	x	x	x	x
		Single-profile cylinder	x	x	x	x	x	x	x	x
		Double profile cylinder with knob	x	x	x	x	x		x	x
		Double profile cylinder prearranged for knob	x	x	x	x	x		x	x
		Double profile cylinder prearranged for knob with shortenable shaft	x	x	x	x	x	x	x	x
		Other	Service cylinders							
EN 1303:2015		Cyclic durability	6	6	6	6	6	6	6	6
		Key security	4	6	5	5	6	6	5	6

(*) Property card with transcoding.

ISEO cylinders rating according to EN 1303:2015

	Category of use	Key strenght and cyclic durability	Door mass	Fire resistance	Safety	Corrosion resistance and temperature	Key related security	Attack resistance
F6	1	6	0	B	0	C	6	0
F6 Extra	1	6	0	B	0	C	5	D
R6	1	6	0	B	0	C	5	0/D*
R7 Extra	1	6	0	B	0	C	6	D
R11 Progress	1	6	0	B	0	C	6	D
R9 Country	1	6	0	B	0	C	6	D
R90 Factory	1	6	0	B	0	C	6	D

* **R6**: standard version with grade "0" anti-drill
version with grade D on request

Category of use
Only one grade is identified:
Grade 1: for use by people with a high incentive to exercise care and with a small chance of misuse.

Key strength and cyclic durability
Three grades of durability are identified as follows:
Grade 4: (25.000 test cycles)
Grade 5: (50.000 test cycles)
Grade 6: (100.000 test cycles).

Door mass
Only one grade of door mass is identified as follows: grade 0 - no door mass requirement.

Suitable for use on fire resistant/smoke control doors.
Three grades of suitability for use on fire resistant/smoke controlled doors are identified.
Grade 0: not approved for use on fire resistant/smoke control door assemblies;
Grade A: suitable for use on smoke control door assemblies;
Grade B: suitable for use on fire resistant and smoke control doors.

Safety
Only one grade of safety is identified: grade 0 - no safety requirement.

Corrosion resistance and temperature.
Four grades of corrosion resistance and temperature requiremnt are identified:
Grade 0: no corrosion requirement; no temperature requirement;
Grade A: high corrosion resistance; no temperature requirement;
Grade B: no corrosion requirement; temperature requirement: from –25°C to +65°C;
Grade C: high corrosion resistance; temperature requirement: from –25°C÷ +65°C.

Key related security
Six grades of key related security are identified.
One of the features is the number of different possible combinations: from min. 100 (grade 1) to max. 100.000 (grade 6).

Attack resistance.
Five grades of resistance against drilling and mechanical attack are identified:
Grade 0: no resistance against drilling and mechanical attack;
Grade A: 3/5 minutes resistance against drilling and mechanical attack (except plug/cylinder extraction);
Grade B: 5/10 minutes resistance against drilling and mechanical attack (except plug/cylinder extraction);
Grade C: 3/5 minutes resistance against drilling and mechanical attack;
Grade D: 5/10 minutes resistance against drilling and mechanical attack.

SWISSDOOR
DØRTEKNIK FOR PROFESSIONELLE

Cylinders

CSR
R90 Factory

R90 Factory

A patented, multi-profile system, ideal to manage complex master key systems thanks to its 126 different profiles for multi-level hierarchical structures. The patented technical solution, in combination with registered profile, assures the highest protection against illegal duplication of keys. The R90 Factory cylinder also provides encreases protection against external attacks and drilling attempts, thanks to specific devices in the body of the cylinder and the rotor. It also provides protection against tampering, thanks to specially designed and certified bolts and driver pins, and against extraction, thanks to the steel bar positioned in the body of the cylinder.


bsi.
Kitemark™ Certificate

Design and certification

According to the European standard EN 1303:2015.

Certification against tampering

The R90 series cylinders have obtained the number KM544418 certification through the BSI regulation body assuring a high resistance to BUMPING (certification obtained in combination with the locks).

SKG Certification

SKG guarantees the products' continuous compliance with the highest security requirements. The SKG certification represents an added value for breaking-through tests on doors and windows and the SKG brand on products is a guarantee high resistance and maximum security.

Available option with **VdS** certification.



Technical Specifications

Attack resistance

- Grade D;
- Anti-break harmonic steel bar to increase resistance to breaking and extraction;
- Resistance to bumping: pins and driver pins certified against tampering;
- Resistance to drilling: anti-drilling devices in the body and in the cylinder.

Key related security

- Grade 6: minimum 100,000 key combinations;
- Trademark on the keys for unlimited protection;
- Keys protected by patents against illegal and non-authorised duplication;
- Property Card;
- Keys can only be duplicated at ISEO upon presentation of the Property card;
- Nickel silver keys;
- Code numbering on the neck of the key.

Multi-level master key system

- 3 rows bitting system: upper, lower and lateral bitting for complex master key systems;
- Multi profiles available for multi level master key systems;

R90 Factory





R90 Factory PATENTED SYSTEM, European single profile nickel-plated cylinder,
11-pin coding, reversible nickel silver key.
Protected and registered key profile. **BUMP RESISTANT.**
Anti-drill device in the cylinder body and in the rotor.
Stainless steel top pins. 8-position DIN cam.
5 KEYS. **PROPERTY CARD.** Fixing screw.

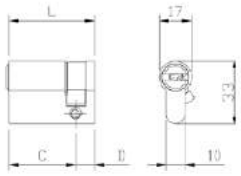

L	C + D	NICKEL		Single package	Multiple package	Min. ord.
Length mm 40	(30+10)	**82RC030109.F.5**		1	5	5
Length mm 50	(40+10)	**82RC040109.F.5**		1	5	5
Length mm 60	(50+10)	**82RC050109.F.5**		1	5	5

MORE SIZES ON REQUEST





R90 Factory PATENTED SYSTEM, European double profile nickel-plated cylinder,
DOUBLE FUNCTION, 11-pin coding, reversible nickel silver key.
Protected and registered key profile. **BUMP RESISTANT.**
Anti-drill device in the cylinder body and in the rotor.
Stainless steel top pins. Anti-break bar. 30° DIN cam.
5 KEYS. **PROPERTY CARD.** Fixing screw.

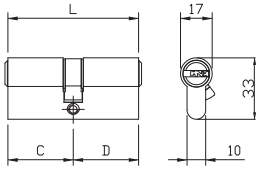

L	C + D	NICKEL		Single package	Multiple package	Min. ord.
Length mm 60	(30+30)	**82RC930309.F.5**		1	5	5
Length mm 65	(30+35)	**82RC930359.F.5**		1	5	5
Length mm 70	(30+40)	**82RC930409.F.5**		1	5	5
Length mm 75	(35+40)	**82RC935409.F.5**		1	5	5
Length mm 80	(30+50)	**82RC930509.F.5**		1	5	5
	(35+45)	**82RC935459.F.5**		1	5	5
	(40+40)	**82RC940409.F.5**		1	5	5
Length mm 85	(35+50)	**82RC935509.F.5**		1	5	5
Length mm 90	(30+60)	**82RC930609.F.5**		1	5	5
	(35+55)	**82RC935559.F.5**		1	5	5
	(40+50)	**82RC940509.F.5**		1	5	5
	(45+45)	**82RC945459.F.5**		1	5	5
Length mm 100	(30+70)	**82RC930709.F.5**		1	-	1
	(45+55)	**82RC945559.F.5**		1	-	1
	(50+50)	**82RC950509.F.5**		1	-	1
	(40+60)	**82RC940609.F.5**		1	-	1
Length mm 110	(30+80)	**82RC930809.F.5**		1	-	1
	(40+70)	**82RC940709.F.5**		1	-	1
	(50+60)	**82RC950609.F.5**		1	-	1

MORE SIZES ON REQUEST

CSR

R90 Factory



R90 Factory PATENTED SYSTEM, European double profile nickel-plated cylinder, **PREARRANGED FOR KNOB, 11-pin** coding, reversible nickel silver key. Protected and registered key profile. **BUMP RESISTANT.** Anti-drill device in the cylinder body and in the rotor. Stainless steel top pins. Anti-break bar.
Shaft Ø 8x75 mm. 30° DIN cam.
5 KEYS. **PROPERTY CARD.** Fixing screw.

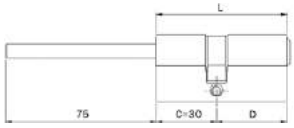



L	C + D		NICKEL	Code	Single package	Multiple package	Min. ord.
Body length mm 60	(knob 30+30)		**82RC6D0309.F.5**		1	5	5
Body length mm 70	(knob 30+40)		**82RC6D0409.F.5**		1	5	5
Body length mm 80	(knob 30+50)		**82RC6D0509.F.5**		1	5	5
Body length mm 90	(knob 30+60)		**82RC6D0609.F.5**		1	5	5
Body length mm 100	(knob 30+70)		**82RC6D0709.F.5**		1	-	1

MORE SIZES ON REQUEST

SWISSDOOR
DØRTEKNIK FOR PROFESSIONELLE

Cylinders

CSR
R9 Country

R9 Country

The registered trademark assures the control over key blank distribution (available only at authorised centres) and therefore protection against illegal duplication of keys. The R9 cylinder offers high protection against attacks, thanks to specific devices inside the cylinder.


bsi.
Kitemark™ Certificate

Design and certification

According to the European standard EN 1303:2015 at the **PIV** institute in Germany.

Certification against tampering

The R9 series cylinders have obtained the number KM544418 certification through the **BSI** regulation body assuring a high resistance to BUMPING (certification obtained in combination with the locks).

SKG Certification

SKG guarantees the products' continuous compliance with the highest security requirements. The SKG certification represents an added value for breaking-through tests on doors and windows and the SKG brand on products is a guarantee high resistance and maximum security.



Technical Specifications

Attack resistance

- Grade D;
- Anti-break harmonic steel bar to increase resistance to breaking and extraction;
- Resistance to bumping: pins and driver pins certified against tampering;
- Resistance to drilling: anti-drilling devices in the body and in the cylinder.

Key related security

- Grade 5: minimum 30,000 key combinations;
- Trademark on the keys for unlimited protection;
- Property Card;
- Nickel silver keys;
- Code numbering on the keyhead.

R9 Country





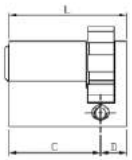

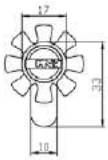

R9 Country EUROPEAN SINGLE PROFILE NICKEL-PLATED cylinder. 9-pin coding, reversible nickel silver key. **BUMP RESISTANT.** Protected and registered key profile.
Anti-drill device in the cylinder body and in the rotor.
Stainless steel top pins. 8-position cam.
Fixing screw. **3 KEYS. PROPERTY CARD.**

	L	C + D	NICKEL	Code	Single package	Multiple package	Min. ord.
Lenght mm 40		(30+10)	**82RA030109.F**		1	5	5
Lenght mm 45		(35+10)	**82RA035109.F**		1	5	5
Lenght mm 50		(40+10)	**82RA040109.F**		1	5	5
Lenght mm 55		(45+10)	**82RA045109.F**		1	5	5
Lenght mm 60		(50+10)	**82RA050109.F**		1	5	5
Lenght mm 65		(55+10)	**82RA055109.F**		1	5	5
Lenght mm 70		(60+10)	**82RA060109.F**		1	5	5
Lenght mm 75		(65+10)	**82RA065109.F**		1	5	5
Lenght mm 80		(70+10)	**82RA070109.F**		1	5	5
Lenght mm 85		(75+10)	**82RA075109.F**		1	5	5
Lenght mm 90		(80+10)	**82RA080109.F**		1	5	5

MORE SIZES ON REQUEST

R9 Country





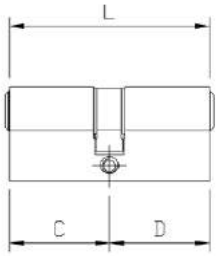

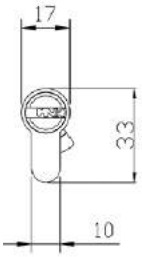

R9 Country EUROPEAN DOUBLE PROFILE NICKEL-PLATED cylinder. 9-pin coding, reversible nickel silver key. **BUMP RESISTANT.** Protected and registered key profile. Anti-drill device in the cylinder body and in the rotor. Stainless steel top pins. Anti-break bar. 30° DIN cam. Fixing screw. **3 KEYS. PROPERTY CARD.**

L	C + D	NICKEL	Code	Single package	Multiple package	Min. ord.
Lenght mm 56	(28+28) without anti-break bar		**82RA028289.F**	1	5	5
Lenght mm 60	(30+30)		**82RA030309.F**	1	5	5
Lenght mm 61	(28+33) without anti-break bar		**82RA028339.F**	1	5	5
Lenght mm 63	(28+35) without anti-break bar		**82RA028359.F**	1	5	5
Lenght mm 65	(30+35)		**82RA030359.F**	1	5	5
Lenght mm 68	(28+40) without anti-break bar		**82RA028409.F**	1	5	5
Lenght mm 70	(30+40)		**82RA030409.F**	1	5	5
	(35+35)		**82RA035359.F**	1	5	5
Lenght mm 73	(28+45) without anti-break bar		**82RA028459.F**	1	5	5
Lenght mm 75	(30+45)		**82RA030459.F**	1	5	5
	(35+40)		**82RA035409.F**	1	5	5
Lenght mm 80	(30+50)		**82RA030509.F**	1	5	5
	(35+45)		**82RA035459.F**	1	5	5
	(40+40)		**82RA040409.F**	1	5	5
Lenght mm 85	(30+55)		**82RA030559.F**	1	5	5
	(35+50)		**82RA035509.F**	1	5	5
	(40+45)		**82RA040459.F**	1	5	5
Lenght mm 90	(30+60)		**82RA030609.F**	1	5	5
	(35+55)		**82RA035559.F**	1	5	5
	(40+50)		**82RA040509.F**	1	5	5
	(45+45)		**82RA045459.F**	1	5	5
Lenght mm 95	(30+65)		**82RA030659.F**	1	-	1
	(35+60)		**82RA035609.F**	1	-	1
	(40+55)		**82RA040559.F**	1	-	1
	(45+50)		**82RA045509.F**	1	-	1
Lenght mm 100	(30+70)		**82RA030709.F**	1	-	1
	(35+65)		**82RA035659.F**	1	-	1
	(40+60)		**82RA040609.F**	1	-	1
	(45+55)		**82RA045559.F**	1	-	1
	(50+50)		**82RA050509.F**	1	-	1
Lenght mm 105	(30+75)		**82RA030759.F**	1	-	1
	(35+70)		**82RA035709.F**	1	-	1
	(40+65)		**82RA040659.F**	1	-	1
	(45+60)		**82RA045609.F**	1	-	1
	(50+55)		**82RA050559.F**	1	-	1
Lenght mm 110	(30+80)		**82RA030809.F**	1	-	1
	(35+75)		**82RA035759.F**	1	-	1
	(40+70)		**82RA040709.F**	1	-	1
	(45+65)		**82RA045659.F**	1	-	1
	(50+60)		**82RA050609.F**	1	-	1
	(55+55)		**82RA055559.F**	1	-	1

MORE SIZES ON REQUEST

CSR

R9 Country



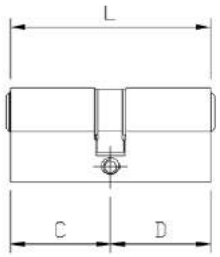

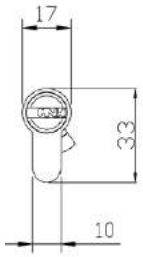

R9 Country DOUBLE PROFILE NICKEL-PLATED cylinder, DOUBLE FUNCTION. 9-pin coding, reversible nickel silver key. **BUMP RESISTANT.** Protected and registered key profile.
Anti-drill device in the cylinder body and in the rotor.
Stainless steel top pins. Anti-break bar.
30° DIN cam. Fixing screw. **3 CHIAVI. PROPERTY CARD.**

L	C + D	Code	Single package	Multiple package	Min. ord.
		NICKEL			
Lenght mm 60	(30+30)	**82RA930309.F**	1	5	5
Lenght mm 65	(30+35)	**82RA930359.F**	1	5	5
Lenght mm 70	(30+40)	**82RA930409.F**	1	5	5
	(35+35)	**82RA935359.F**	1	5	5
Lenght mm 75	(30+45)	**82RA930459.F**	1	5	5
	(35+40)	**82RA935409.F**	1	5	5
Lenght mm 80	(30+50)	**82RA930509.F**	1	5	5
	(35+45)	**82RA935459.F**	1	5	5
	(40+40)	**82RA940409.F**	1	5	5
Lenght mm 85	(30+55)	**82RA930559.F**	1	5	5
	(35+50)	**82RA935509.F**	1	5	5
	(40+45)	**82RA940459.F**	1	5	5
Lenght mm 90	(30+60)	**82RA930609.F**	1	5	5
	(35+55)	**82RA935559.F**	1	5	5
	(40+50)	**82RA940509.F**	1	5	5
	(45+45)	**82RA945459.F**	1	5	5
Lenght mm 95	(30+65)	**82RA930659.F**	1	-	1
	(35+60)	**82RA935609.F**	1	-	1
	(40+55)	**82RA940559.F**	1	-	1
	(45+50)	**82RA945509.F**	1	-	1
Lenght mm 100	(30+70)	**82RA930709.F**	1	-	1
	(35+65)	**82RA935659.F**	1	-	1
	(40+60)	**82RA940609.F**	1	-	1
	(45+55)	**82RA945559.F**	1	-	1
	(50+50)	**82RA950509.F**	1	-	1
Lenght mm 105	(30+75)	**82RA930759.F**	1	-	1
	(35+70)	**82RA935709.F**	1	-	1
	(40+65)	**82RA940659.F**	1	-	1
	(45+60)	**82RA945609.F**	1	-	1
	(50+55)	**82RA950559.F**	1	-	1
Lenght mm 110	(30+80)	**82RA930809.F**	1	-	1
	(35+75)	**82RA935759.F**	1	-	1
	(40+70)	**82RA940709.F**	1	-	1
	(45+65)	**82RA945659.F**	1	-	1
	(50+60)	**82RA950609.F**	1	-	1
	(55+55)	**82RA955559.F**	1	-	1

MORE SIZES ON REQUEST

R9 Country





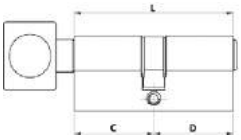



R9 Country EUROPEAN DOUBLE PROFILE NICKEL-PLATED cylinder, ROUND KNOB.
9-pin coding, reversible nickel silver key. **BUMP RESISTANT.**
Protected and registered key profile. Anti-drill device
in the cylinder body and in the rotor. Stainless steel top pins. Anti-break bar.
30° DIN cam. Fixing screw. **3 KEYS. PROPERTY CARD.**

L	C + D	Code NICKEL	Single package	Multiple package	Min. ord.
Lenght mm 56	(28+28) without anti-break bar	**82RA828289.F**	1	5	5
Lenght mm 60	(30+30)	**82RA830309.F**	1	5	5
Lenght mm 61	(28+33) without anti-break bar	**82RA828339.F**	1	5	5
	(33+28) without anti-break bar	**82RA828339.F**	1	5	5
Lenght mm 63	(35+28) without anti-break bar	**82RA835289.F**	1	5	5
Lenght mm 65	(30+35)	**82RA830359.F**	1	5	5
	(35+30)	**82RA835309.F**	1	5	5
Lenght mm 68	(40+28) without anti-break bar	**82RA840289.F**	1	5	5
Lenght mm 70	(30+40)	**82RA830409.F**	1	5	5
	(35+35)	**82RA835359.F**	1	5	5
	(40+30)	**82RA840309.F**	1	5	5
Lenght mm 73	(28+45) without anti-break bar	**82RA828459.F**	1	5	5
	(45+28)	**82RA845289.F**	1	5	5
Lenght mm 75	(30+45)	**82RA830459.F**	1	5	5
	(35+40)	**82RA835409.F**	1	5	5
	(40+35)	**82RA840359.F**	1	5	5
	(45+30)	**82RA845309.F**	1	5	5
Lenght mm 80	(30+50)	**82RA830509.F**	1	5	5
	(35+45)	**82RA835459.F**	1	5	5
	(40+40)	**82RA840409.F**	1	5	5
	(45+35)	**82RA845359.F**	1	5	5
	(50+30)	**82RA850309.F**	1	5	5
Lenght mm 85	(30+55)	**82RA830559.F**	1	5	5
	(35+50)	**82RA835509.F**	1	5	5
	(40+45)	**82RA840459.F**	1	5	5
	(45+40)	**82RA845409.F**	1	5	5
	(50+35)	**82RA850359.F**	1	5	5
	(55+30)	**82RA855309.F**	1	5	5
Lenght mm 90	(30+60)	**82RA830609.F**	1	5	5
	(35+55)	**82RA835559.F**	1	5	5
	(40+50)	**82RA840509.F**	1	5	5
	(45+45)	**82RA845459.F**	1	5	5
	(50+40)	**82RA850409.F**	1	5	5
	(55+35)	**82RA855359.F**	1	5	5
	(60+30)	**82RA860309.F**	1	5	5
Lenght mm 95	(30+65)	**82RA830659.F**	1	-	1
	(35+60)	**82RA835609.F**	1	-	1
	(40+55)	**82RA840559.F**	1	-	1
	(45+50)	**82RA845509.F**	1	-	1
	(50+45)	**82RA850459.F**	1	-	1
	(55+40)	**82RA855409.F**	1	-	1
	(60+35)	**82RA860359.F**	1	-	1
	(65+30)	**82RA865309.F**	1	-	1

R9 Country

L	C + D	Code	NICKEL	Single package	Multiple package	Min. ord.
Lenght mm 100	(30+70)	82RA830709.F		1	-	1
	(35+65)	82RA835659.F		1	-	1
	(40+60)	82RA840609.F		1	-	1
	(45+55)	82RA845559.F		1	-	1
	(50+50)	82RA850509.F		1	-	1
	(55+45)	82RA855459.F		1	-	1
	(60+40)	82RA860409.F		1	-	1
	(65+35)	82RA865359.F		1	-	1
	(70+30)	82RA870309.F		1	-	1
Lenght mm 105	(30+75)	82RA830759.F		1	-	1
	(35+70)	82RA835709.F		1	-	1
	(40+65)	82RA840659.F		1	-	1
	(45+60)	82RA845609.F		1	-	1
	(50+55)	82RA850559.F		1	-	1
	(60+45)	82RA860459.F		1	-	1
	(65+40)	82RA865409.F		1	-	1
	(70+35)	82RA870359.F		1	-	1
Lenght mm 110	(30+80)	82RA830809.F		1	-	1
	(40+70)	82RA840709.F		1	-	1
	(45+65)	82RA845659.F		1	-	1
	(50+60)	82RA850609.F		1	-	1
	(55+55)	82RA855559.F		1	-	1
	(60+50)	82RA860509.F		1	-	1
	(65+45)	82RA865459.F		1	-	1
	(70+40)	82RA870409.F		1	-	1
	(80+30)	82RA880309.F		1	-	1

MORE SIZES ON REQUEST

R9 Country



R9 Country EUROPEAN DOUBLE PROFILE NICKEL-PLATED cylinder, PREARRANGED FOR KNOB. **9-pin** coding, reversible nickel silver key. **BUMP RESISTANT.** Protected and registered key profile. Anti-drill device in the cylinder body and in the rotor. Stainless steel top pins. Anti-break bar. **Shaft Ø 8x16 mm**. 30° DIN cam. Fixing screw. **3 KEYS. PROPERTY CARD.**

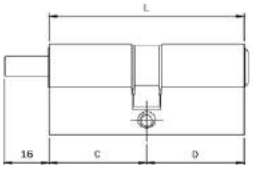

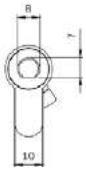

	L	C + D	Code	Single package	Multiple package	Min. ord.
Lenght mm 56		(28+28) without anti-break bar	**82RA628289.F**	1	5	5
Lenght mm 60		(30+30)	**82RA630309.F**	1	5	5
Lenght mm 70		(35+35)	**82RA635359.F**	1	5	5
Lenght mm 80		(40+40)	**82RA640409.F**	1	5	5
Lenght mm 90		(30+60)	**82RA630609.F**	1	5	5



R9 Country DOUBLE PROFILE EUROPEAN NICKEL-PLATED cylinder, PREARRANGED FOR KNOB. **9-pin** coding, reversible nickel silver key. **BUMP RESISTANT.** Protected and registered key profile. Anti-drill device in the cylinder body and in the rotor. Stainless steel top pins. Anti-break bar. **Shaft Ø 8x75 mm**. 30° DIN cam. Fixing screw. **3 KEYS. PROPERTY CARD.**

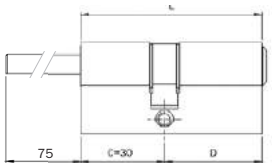

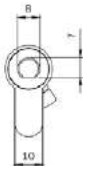

	L	C + D	Code	Single package	Multiple package	Min. ord.
Lenght mm 60		(30+30)	**82RA6D0309.F**	1	5	5
Lenght mm 65		(30+35)	**82RA6D0359.F**	1	5	5
Lenght mm 70		(30+40)	**82RA6D0409.F**	1	5	5
Lenght mm 75		(30+45)	**82RA6D0459.F**	1	5	5
Lenght mm 80		(30+50)	**82RA6D0509.F**	1	5	5
Lenght mm 85		(30+55)	**82RA6D0559.F**	1	5	5
Lenght mm 90		(30+60)	**82RA6D0609.F**	1	5	5
Lenght mm 95		(30+65)	**82RA6D0659.F**	1	-	1
Lenght mm 100		(30+70)	**82RA6D0709.F**	1	-	1
Lenght mm 105		(30+75)	**82RA6D0759.F**	1	-	1
Lenght mm 110		(30+80)	**82RA6D0809.F**	1	-	1
Lenght mm 120		(30+90)	**82RA6D0909.F**	1	-	1

R9 Country

	Code	Single package	Multiple package	Min. ord.
 R9 Country EXTERNAL RIM NICKEL-PLATED CYLINDER Ø 35, U.S. TYPE. **9-pin** coding, reversible nickel silver key. Protected and registered key profile. Anti-drill device in the cylinder body and in the rotor. Stainless steel top pins. To be used with rim locks without external cylinder. Fixing screws. **3 KEYS. PROPERTY CARD.**				
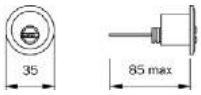 for doors max thickness mm 85	**87RA040859.F**	1	1	1
 R9 Country ROUND THREADED NICKEL-PLATED M25 cylinder. **9-pin** coding, reversible nickel silver key. Protected and registered key profile. Anti-drill device in the cylinder body and in the rotor. Stainless steel top pins. Screw nut for inside fixing. **3 KEYS. PROPERTY CARD.**				
	87RA23F259.F	1	1	1
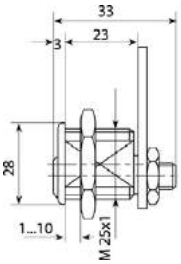				
 R9 Country THREADED NICKEL-PLATED M26 cylinder, with signalling microswitch. **9-pin** coding, reversible nickel silver key. Protected and registered key profile. Anti-drill device in the rotor. Stainless steel top pins. Welding back ends/2 mm Faston and normally open/closed switch deviators. **3 KEYS. PROPERTY CARD.**				
	87RA26M259.F	1	1	1
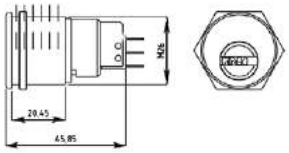				

R9 Country

	Code	Single package	Multiple package	Min. ord.
  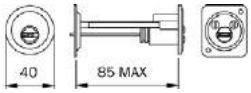				
R9 Country EXTERNAL RIM BRASS cylinder. **9-pin** coding, reversible nickel silver key. To be used with rim locks without external cylinder. Protected and registered key profile. Anti-drill device in the rotor. Stainless steel top pins. Plate and screws for inside fixing. **3 KEYS. PROPERTY CARD.**				
for doors max thickness mm 85	**87RA050857.F**	1	1	1
  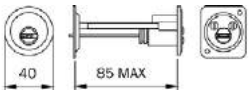 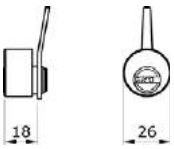				
Pair of R9 Country INTERNAL AND EXTERNAL RIM BRASS cylinder. **9-pin** coding, reversible nickel silver key. To be used with electric locks series 501***. Protected and registered key profile. Anti-drill device in the external rotor. Stainless steel top pins. Plate and screws for inside fixing. **3 KEYS. PROPERTY CARD.**				
for doors max thickness mm 85	**87RA151857.F**	1	1	1
  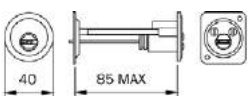 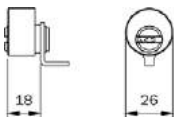				
Pair of R9 Country INTERNAL AND EXTERNAL RIM BRASS cylinder. **9-pin** coding, reversible nickel silver key. To be used with rim locks Portoncino series 4** and electric locks series 521* **latchbolt only**. Protected and registered key profile. Anti-drill device in the external rotor. Stainless steel top pins. Plate and screws for inside fixing. **3 KEYS. PROPERTY CARD.** (For series: 421-422-423-424-425-426-441-442 483-484-4510-5210-5213-5214)				
for doors max thickness mm 85	**87RA153857.F**	1	1	1

R9 Country

	Code	Single package	Multiple package	Min. ord.
				
Pair of R9 Country INTERNAL AND EXTERNAL RIM BRASS cylinder. **9-pin** coding, reversible nickel silver key. To be used with electric locks with throws series 531****. Protected and registered key profile. Anti-drill device in the external rotor. Stainless steel top pins. Plate and screws for inside fixing. **3 KEYS. PROPERTY CARD.**				
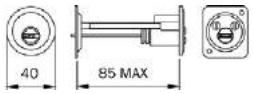				
for doors max thickness mm 85	**87RA155857.F**	1	1	1
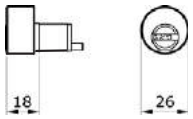				
				
R9 Country ROUND EXTERNAL RIM BRASS Ø 26 cylinder. **9-pin** coding, reversible nickel silver key. Protected and registered key profile. Anti-drill device in the cylinder body and in the rotor. Stainless steel top pins. Screws for inside fixing. **3 KEYS. PROPERTY CARD.**				
				
for doors max thickness mm 50	**85RA260507.F**	1	1	1
				
Pair of R9 Country ROUND INTERNAL AND EXTERNAL RIM BRASS Ø 26 cylinder. **9-pin** coding, reversible nickel silver key. To be used with electric locks series 500***-505***. Protected and registered key profile. Anti-drill device in the cylinder body and in the rotor. Stainless steel coding and lateral pins. Screws for inside fixing. **3 KEYS. PROPERTY CARD.**				
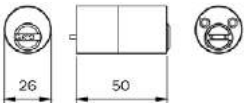				
for doors max thickness mm 50	**85RA461507.F**	1	1	1
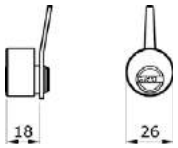				

R9 Country

	Code	Single package	Multiple package	Min. ord.




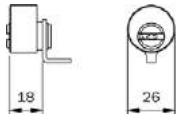

Pair of R9 Country ROUND INTERNAL AND EXTERNAL RIM BRASS CYLINDER Ø 26.
9-pin coding, reversible nickel silver key.
To be used with rim locks Portoncino and
electric locks latchbolt only. Protected and registered key profile.
Anti-drill device in the cylinder body and in the external rotor.
Stainless steel top pins.
Screws for inside fixing.
3 KEYS. PROPERTY CARD.

(For series: 431-432-435-436-437-438-450-451-452-481-482-485-486
491-492-493-494-495-496-4250-4210-4950-4910-4350-
5200-5203-5204-5205-5220-5224-5250-5253-5255)

for doors max thickness mm 50	**85RA463507.F**	1	1	1



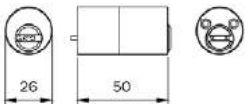

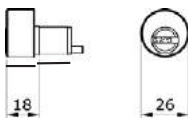

Pair of R9 Country ROUND INTERNAL AND EXTERNAL RIM BRASS CYLINDER Ø 26.
9-pin coding, reversible nickel silver key.
To be used with electric locks with throws series 531****.
Protected and registered key profile.
Anti-drill device in the cylinder body and in the external rotor.
Stainless steel top pins. Screws for inside fixing.
3 KEYS. PROPERTY CARD.
(For series: 5300-5302-5304-5305-5350-5352)

for doors max thickness mm 50	**85RA465507.F**	1	1	1



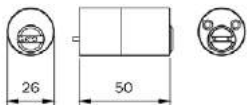

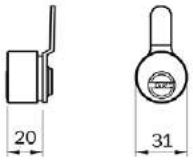

Pair of R9 Country ROUND INTERNAL Ø 31 AND EXTERNAL RIM BRASS CYLINDER Ø 26.
SPECIFIC FOR THE REPLACEMENT OF THE CYLINDER IN CISA ELECTRIC LOCK (ART. 1 11*2*).
9-pin coding, reversible nickel silver key.
Protected and registered key profile.
Anti-drill device in the cylinder body and in the external rotor.
Stainless steel top pins.
Screws for inside fixing.
3 KEYS. PROPERTY CARD.

for doors max thickness mm 50	**87RA46C507.F**	1	1	1

R9 Country

	Code	Single package	Multiple package	Min. ord.



R9 Country ROUND EXTERNAL BRASS Ø 26 cylinder. 9-pin coding,
reversible nickel silver key. To be used with VERROU locks
series 460-465. Protected and registered key profile.
Anti-drill device in the cylinder body and in the rotor.
Stainless steel top pins. Screws for inside fixing.
3 KEYS. PROPERTY CARD.

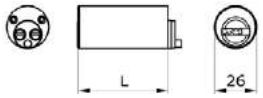

for doors max thickness mm 37	**86RA262377.F**	1	1	1
for doors max thickness mm 42	**86RA262427.F**	1	1	1
for doors max thickness mm 47	**86RA262477.F**	1	1	1
for doors max thickness mm 52	**86RA262527.F**	1	1	1
for doors max thickness mm 57	**86RA262577.F**	1	1	1



Pair of R9 Country ROUND INTERNAL AND EXTERNAL RIM BRASS CYLINDER Ø 26.
9-pin coding, reversible nickel silver key.
To be used with VERROU locks series 470-475.
Protected and registered key profile. Anti-drill device
in the cylinder body and in the external rotor.
Stainless steel top pins.
Screws for inside fixing.
3 KEYS. PROPERTY CARD.

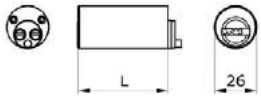

for doors max thickness mm 37	**86RA466377.F**	1	1	1
for doors max thickness mm 42	**86RA466427.F**	1	1	1
for doors max thickness mm 47	**86RA466477.F**	1	1	1
for doors max thickness mm 52	**86RA466527.F**	1	1	1
for doors max thickness mm 57	**86RA466577.F**	1	1	1

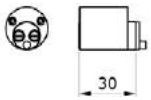

R9 Country



R9 Country OVERSIZE OVAL SINGLE PROFILE NICKEL-PLATED cylinder,
U.K. market. **9-pin** coding, reversible nickel silver key. **BUMP RESISTANT.**
Protected and registered key profile. Anti-drill device
in the cylinder body and in the rotor. Stainless steel top pins.
ISEO 45° PROJECTING cam.
Fixing screw. **3 KEYS. PROPERTY CARD.**

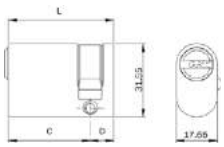

L	C + D	Code	Single package	Multiple package	Min. ord.
Lenght mm 40 (30+10)		**81RA030109.F**	1	1	1
Lenght mm 45 (35+10)		**81RA035109.F**	1	1	1
Lenght mm 50 (40+10)		**81RA040109.F**	1	1	1



R9 Country OVERSIZE OVAL DOUBLE PROFILE NICKEL-PLATED cylinder,
U.K. market. **9-pin** coding, reversible nickel silver key. **BUMP RESISTANT.**
Protected and registered key profile. Anti-drill device in the cylinder body and in the rotor.
Stainless steel top pins. ISEO 45° PROJECTING cam.
Fixing screw. **3 KEYS. PROPERTY CARD.**

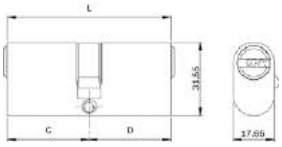

L	C + D	Code	Single package	Multiple package	Min. ord.
Lenght mm 60 (30+30)		**81RA030309.F**	1	1	1
Lenght mm 70 (35+35)		**81RA035359.F**	1	1	1
Lenght mm 80 (40+40)		**81RA040409.F**	1	1	1



R9 Country OVERSIZE OVAL NICKEL-PLATED CYLINDER WITH KNOB,
U.K. market. **9-pin** coding, reversible nickel silver key. **BUMP RESISTANT.**
Protected and registered key profile. Anti-drill device
in the cylinder body and in the rotor. Stainless steel top pins.
ISEO 45° PROJECTING cam.
Fixing screw. **3 KEYS. PROPERTY CARD.**

L	C + D	Code	Single package	Multiple package	Min. ord.
Lenght mm 60 (30+30)		**81RA830309.F**	1	1	1
Lenght mm 70 (35+35)		**81RA835359.F**	1	1	1
Lenght mm 80 (40+40)		**81RA840409.F**	1	1	1

NEW BUMP RESISTANT

	Code	Single package	Multiple package	Min. ord.

R9 Country





R9 Country single profile EXTERNAL NICKEL-PLATED cylinder, SCANDINAVIAN TYPE.
9-pin coding, reversible nickel silver key. **BUMP RESISTANT.**
Protected and registered key profile. Anti-drill device
in the cylinder body and in the rotor.
Stainless steel top pins.
3 KEYS. PROPERTY CARD.

for doors max thickness mm 90	**8SRA20A329.F**	1	1	1







R9 Country single profile INTERNAL NICKEL-PLATED cylinder, SCANDINAVIAN TYPE.
9-pin coding, reversible nickel silver key. **BUMP RESISTANT.**
Protected and registered key profile.
Stainless steel top pins. Fixing screws.
3 KEYS. PROPERTY CARD.

for doors max thickness mm 90	**8SRA50A329.F**	1	1	1



R9 Country



Pair R9 Country cylinders, for FICHET locks, INTERNAL AND EXTERNAL
RIM BRASS cylinder. **9-pin** coding, reversible nickel silver key.
Protected and registered key profile.
Anti-drill device in the cylinder body and in the rotor.
Stainless steel coding and lateral pins.
Screws for inside fixing.
3 KEYS. PROPERTY CARD.

	Code	Single package	Multiple package	Min. ord.
mm 33+33	**8FRA033337.F**	1	1	1
mm 33+50	**8FRA033507.F**	1	1	1
mm 50+50	**8FRA050507.F**	1	1	1

SWISSDOOR
DØRTEKNIK FOR PROFESSIONELLE

Cylinders

R11 Progress

R11 Progress

R11 Progress cylinders have been designed to withstand tampering techniques such as bumping, picking and drilling. Furthermore, they are equipped with a special anti-snapping bar in harmonic steel, designed to increase resistance to breakage or extraction.The key is flat and reversible, with an ergonomic, plastic handgrip. It is made entirely of nickel silver, a highly resistant metal alloy and it is patent-protected. In order to protect you from unauthorised duplications, your keys can be duplicated by an ISEO center only upon presentation of the Property Card.



Designed and certification

according to EN 1303:2015 European standards.

Certification against tampering

The R11 Progress series cylinders have obtained the number KM544418 certification from the **BSI** regulatory body, which guarantees a high resistance to picking and tampering.

SKG Certification

The **SKG** certification provides a continuous guarantee of product compliance with the highest safety requirements and is an essential added value in terms of prevention of breaking and entering. Products displaying the SKG trademark provide higher resistance to the most common break-in techniques, such as drilling.



Technical Specifications

Attack resistance

- Grade D;
- Drill resistant: anti-drill devices in the body of the cylinder;
- Bumping resistant: certified anti-tampering pins and counterpins;
- Anti-break bar in harmonic steel to increase resistance to breaking and extraction.

Key related security

- Grado 6: min. 100,000 bittings;
- Key protected by patent against illegal and unauthorised key duplication;
- Property Card;
- Nickel silver key with long neck;
- Ergonomic plastic key handgrip.

R11 Progress



R11 Progress European **SINGLE-PROFILE** cylinder. Patented flat nickel silver key with 11 pins, with plastic handgrip. Anti-drill device in the cylinder body and in the rotor. 8-position DIN cam. **5 KEYS. BUMP RESISTANT. PROPERTY CARD.** Key head cap. 85 mm screw.

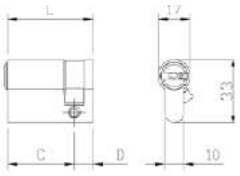

L	C + D	BRASS	NICKEL	Code	Single package	Multiple package	Min. ord.
Length mm 40	(30+10)	**82R1030107...5**	**82R1030109...5**		1	5	5
Length mm 50	(40+10)	**82R1040107...5**	**82R1040109...5**		1	5	5
Construction site version, 1 construction key + 5 Master Keys.							
Lenght mm 40	(30+10)	**82R1030107C..5**	**82R1030109C..5**		1	5	5
Lenght mm 50	(40+10)	**82R1040107C..5**	**82R1040109C..5**		1	5	5

MORE SIZES ON REQUEST



R11 Progress European **DOUBLE-PROFILE** cylinder. DOUBLE FUNCTION. Patented flat nickel silver key with 11 pins, with plastic handgrip. Anti-drill device in the cylinder body and in the rotor. 30° DIN cam. **5 KEYS**. **BUMP RESISTANT. PROPERTY CARD.** 85 mm screw.

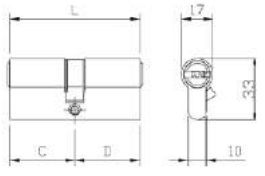

L	C + D	BRASS	NICKEL	Code	Single package	Multiple package	Min. ord.
Lenght mm 60	(30+30)	**82R1930307...5**	**82R1930309...5**		1	5	5
Lenght mm 65	(30+35)	**82R1930357...5**	**82R1930359...5**		1	5	5
Lenght mm 70	(30+40)	**82R1930407...5**	**82R1930409...5**		1	5	5
Lenght mm 70	(35+35)	**82R1935357...5**	**82R1935359...5**		1	5	5
	(35+40)	**82R1935407...5**	**82R1935409...5**		1	5	5
Lenght mm 75	(35+35)	**82R1930457...5**	**82R1930459...5**		1	5	5
Lenght mm 80	(30+50)	**82R1930507...5**	**82R1930509...5**		1	5	5
	(35+45)	**82R1935457...5**	**82R1935459...5**		1	5	5
	(40+40)	**82R1940407...5**	**82R1940409...5**		1	5	5
Lenght mm 85	(30+55)	**82R1930557...5**	**82R1930559...5**		1	5	5
	(35+50)	**82R1935507...5**	**82R1935509...5**		1	5	5
	(40+45)	**82R1940457...5**	**82R1940459...5**		1	5	5
Lenght mm 90	(30+60)	**82R1930607...5**	**82R1930609...5**		1	5	5
	(40+50)	**82R1940507...5**	**82R1940509...5**		1	5	5
	(45+45)	**82R1945457...5**	**82R1945459...5**		1	5	5
Lenght mm 95	(35+60)	**82R1935607...5**	**82R1935609...5**		1	-	1
	(45+50)	**82R1945507...5**	**82R1945509...5**		1	-	1
Lenght mm 100	(30+70)	**82R1930707...5**	**82R1930709...5**		1	-	1
	(40+60)	**82R1940607...5**	**82R1940609...5**		1	-	1
	(50+50)	**82R1950507...5**	**82R1950509...5**		1	-	1
Lenght mm 105	(45+60)	**82R1945607...5**	**82R1945609...5**		1	-	1
Lenght mm 110	(30+80)	**82R1930807...5**	**82R1930809...5**		1	-	1
	(40+70)	**82R1940707...5**	**82R1940709...5**		1	-	1
	(50+60)	**82R1950607...5**	**82R1950609...5**		1	-	1
Lenght mm 120	(40+80)	**82R1940807...5**	**82R1940809...5**		1	-	1
	(50+70)	**82R1950707...5**	**82R1950709...5**		1	-	1

R11 Progress



Construction site version, 1 construction key + 5 Master Keys.
DOUBLE FUNCTION.

	L	C + D	Code BRASS	Code NICKEL	Single package	Multiple package	Min. ord.
Lenght mm	60	(30+30)	**82R1930307C..5**	**82R1930309C..5**	1	5	5
Lenght mm	65	(30+35)	**82R1930357C..5**	**82R1930359C..5**	1	5	5
Lenght mm	70	(30+40)	**82R1930407C..5**	**82R1930409C..5**	1	5	5
		(35+35)	**82R1935357C..5**	**82R1935359C..5**	1	5	5
Lenght mm	75	(30+45)	**82R1930457C..5**	**82R1930459C..5**	1	5	5
		(35+40)	**82R1935407C..5**	**82R1935409C..5**	1	5	5
Lenght mm	80	(30+50)	**82R1930507C..5**	**82R1930509C..5**	1	5	5
		(35+45)	**82R1935457C..5**	**82R1935459C..5**	1	5	5
		(40+40)	**82R1940407C..5**	**82R1940409C..5**	1	5	5
Lenght mm	85	(30+55)	**82R1930557C..5**	**82R1930559C..5**	1	5	5
		(35+50)	**82R1935507C..5**	**82R1935509C..5**	1	5	5
		(40+45)	**82R1940457C..5**	**82R1940459C..5**	1	5	5
Lenght mm	90	(30+60)	**82R1930607C..5**	**82R1930609C..5**	1	5	5
		(40+50)	**82R1940507C..5**	**82R1940509C..5**	1	5	5
		(45+45)	**82R1945457C..5**	**82R1945459C..5**	1	5	5
Lenght mm	95	(35+60)	**82R1935607C..5**	**82R1935609C..5**	1	-	1
		(45+50)	**82R1945507C..5**	**82R1945509C..5**	1	-	1
Lenght mm	100	(30+70)	**82R1930707C..5**	**82R1930709C..5**	1	-	1
		(40+60)	**82R1940607C..5**	**82R1940609C..5**	1	-	1
		(50+50)	**82R1950507C..5**	**82R1950509C..5**	1	-	1
Lenght mm	105	(45+60)	**82R1945607C..5**	**82R1945609C..5**	1	-	1
Lenght mm	110	(30+80)	**82R1930807C..5**	**82R1930809C..5**	1	-	1
		(40+70)	**82R1940707C..5**	**82R1940709C..5**	1	-	1
		(50+60)	**82R1950607C..5**	**82R1950609C..5**	1	-	1
Lenght mm	120	(40+80)	**82R1940807C..5**	**82R1940809C..5**	1	-	1
		(50+70)	**82R1950707C..5**	**82R1950709C..5**	1	-	1

R11 Progress



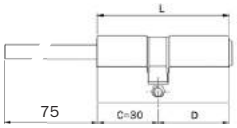



R11 Progress **EUROPEAN PROFILE** cylinder with **Ø 8X75**
prearranged for knob and flat nickel silver key with 11 pins.
BUMP RESISTANT.
Anti-drill device in the cylinder body and in the rotor.
30° DIN cam. **5 KEYS**. **PROPERTY CARD.** 85 mm screw.

L	C + D	BRASS	NICKEL	Code	Single package	Multiple package	Min. ord.
Body length cylinder mm 60	(knob 30+30)	**82R16D0307...5**	**82R16D0309...5**		1	5	5
Body length cylinder mm 65	(knob 30+35)	**82R16D0357...5**	**82R16D0359...5**		1	5	5
Body length cylinder mm 70	(knob 30+40)	**82R16D0407...5**	**82R16D0409...5**		1	5	5
Body length cylinder mm 80	(knob 30+50)	**82R16D0507...5**	**82R16D0509...5**		1	5	5
Body length cylinder mm 90	(knob 30+60)	**82R16D0607...5**	**82R16D0609...5**		1	5	5
Body length cylinder mm 100	(knob 30+70)	**82R16D0707...5**	**82R16D0709...5**		1	1	1

Construction site version, 1 construction key + 5 Master Keys.

L	C + D	BRASS	NICKEL	Code	Single package	Multiple package	Min. ord.
Body length cylinder mm 60	(knob 30+30)	**82R16D0307C..5**	**82R16D0309C..5**		1	5	5
Body length cylinder mm 65	(knob 30+35)	**82R16D0357C..5**	**82R16D0359C..5**		1	5	5
Body length cylinder mm 70	(knob 30+40)	**82R16D0407C..5**	**82R16D0409C..5**		1	5	5
Body length cylinder mm 80	(knob 30+50)	**82R16D0507C..5**	**82R16D0509C..5**		1	5	5
Body length cylinder mm 90	(knob 30+60)	**82R16D0607C..5**	**82R16D0609C..5**		1	5	5
Body length cylinder mm 100	(knob 30+70)	**82R16D0707C..5**	**82R16D0709C..5**		1	1	1

SWISSDOOR
DØRTEKNIK FOR PROFESSIONELLE

SWISSDOOR
DØRTEKNIK FOR PROFESSIONELLE

Cylinders

R7 Extra

R7 Extra

REVERSIBLE KEY CYLINDER, R7 EXTRA protects against attacks from unwanted visitors, with design and specification according to the highest grade of the European standard EN 1303:2015. Furthermore, R7 EXTRA has been tested by international bodies (in Italy, U.K., Germany and the Netherlands) and has obtained the maximum level of certification to ensure protection against drilling attempts, tampering and lockpicking.


ICIM

Certificazione di Prodotto
Product Certification

ISEO SERRATURE S.p.A.

Design and certification

According to the European standard EN 1303:2015

Certification against tampering

The R7 Extra series cylinders have obtained the number KM544418 certification from the **BSI** regulatory body, which guarantees a high resistance to picking and tampering.

SKG Certification

The **SKG** certification guarantees the products' continuous compliance with the highest security requirements and is a fundamental added value for as much as breaking-through proofs are concerned. The SKG brand on products guarantees high resistance to the most common lockpicking techniques.

A2P certification grade 1 obtained in combination with the 600G lock series.



Technical features

Attack resistance

- Grade D;
- Resistance to drilling: anti-drilling devices in the body and in the rotor;
- Resistance to bumping: bolts and driver pins that are certified against tampering.

Key related security

- Grade 6: minimum 100,000 key combinations;
- Code Card, to get a high quality duplicate;
- Brass key heads with the possibility to add a plastic cap, included in the package.

R7 Extra





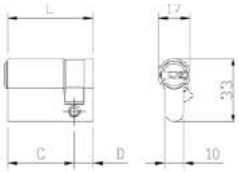

R7 Extra European SINGLE-PROFILE cylinder. Nickel-plated brass reversible key with 11 pins.
BUMP RESISTANT. Anti-drill device in the cylinder body and in the rotor.
8-position DIN cam. **5 KEYS. CODE CARD.**
Key head cap. 85 mm screw. (Key blank code: 020909....H).

L	C + D	BRASS	NICKEL	Single package	Multiple package	Min. ord.
Length mm 40	(30+10)	**82R7030107..H5**	**82R7030109..H5**	1	5	5
Length mm 45	(35+10)	**82R7035107..H5**	**82R7035109..H5**	1	5	5
Length mm 50	(40+10)	**82R7040107..H5**	**82R7040109..H5**	1	5	5
Length mm 55	(45+10)	**82R7045107..H5**	**82R7045109..H5**	1	5	5
Length mm 60	(50+10)	**82R7050107..H5**	**82R7050109..H5**	1	5	5
Length mm 65	(55+10)	**82R7055107..H5**	**82R7055109..H5**	1	5	5
Length mm 70	(60+10)	**82R7060107..H5**	**82R7060109..H5**	1	5	5
Length mm 75	(65+10)	**82R7065107..H5**	**82R7065109..H5**	1	5	5
Length mm 80	(70+10)	**82R7070107..H5**	**82R7070109..H5**	1	5	5
Length mm 85	(75+10)	**82R7075107..H5**	**82R7075109..H5**	1	5	5
Length mm 90	(80+10)	**82R7080107..H5**	**82R7080109..H5**	1	5	5
Length mm 95	(85+10)	**82R7085107..H5**	**82R7085109..H5**	1	-	1
Length mm 100	(90+10)	**82R7090107..H5**	**82R7090109..H5**	1	-	1

MORE SIZES ON REQUEST

FOR 3 KEYS VERSION REMOVE 5 FROM THE CODE (e.g. 82R7030107..H).

R7 Extra





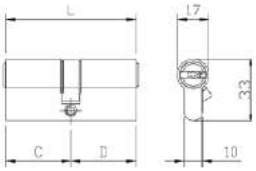

R7 Extra European DOUBLE-PROFILE cylinder. Nickel-plated brass reversible key with 11 pins.
BUMP RESISTANT. Anti-drill device in the cylinder body and in the rotor.
30° DIN cam. **5 KEYS. CODE CARD.**
Key head cap. 85 mm screw. (Key blank code: 020909....H).

L	C + D	Code BRASS	Code NICKEL	Single package	Multiple package	Min. ord.
Length mm 56	(28+28)	**82R7028287..H5**	**82R7028289..H5**	1	5	5
Length mm 61	(28+33)	**82R7028337..H5**	**82R7028339..H5**	1	5	5
Length mm 60	(30+30)	**82R7030307..H5**	**82R7030309..H5**	1	5	5
Length mm 65	(30+35)	**82R7030357..H5**	**82R7030359..H5**	1	5	5
Length mm 70	(30+40)	**82R7030407..H5**	**82R7030409..H5**	1	5	5
	(35+35)	**82R7035357..H5**	**82R7035359..H5**	1	5	5
Length mm 75	(30+45)	**82R7030457..H5**	**82R7030459..H5**	1	5	5
	(35+40)	**82R7035407..H5**	**82R7035409..H5**	1	5	5
Length mm 80	(30+50)	**82R7030507..H5**	**82R7030509..H5**	1	5	5
	(35+45)	**82R7035457..H5**	**82R7035459..H5**	1	5	5
	(40+40)	**82R7040407..H5**	**82R7040409..H5**	1	5	5
Length mm 85	(30+55)	**82R7030557..H5**	**82R7030559..H5**	1	5	5
	(35+50)	**82R7035507..H5**	**82R7035509..H5**	1	5	5
	(40+45)	**82R7040457..H5**	**82R7040459..H5**	1	5	5
Length mm 90	(30+60)	**82R7030607..H5**	**82R7030609..H5**	1	5	5
	(35+55)	**82R7035557..H5**	**82R7035559..H5**	1	5	5
	(40+50)	**82R7040507..H5**	**82R7040509..H5**	1	5	5
	(45+45)	**82R7045457..H5**	**82R7045459..H5**	1	5	5
Length mm 95	(30+65)	**82R7030657..H5**	**82R7030659..H5**	1	-	1
	(35+60)	**82R7035607..H5**	**82R7035609..H5**	1	-	1
	(40+55)	**82R7040557..H5**	**82R7040559..H5**	1	-	1
	(45+50)	**82R7045507..H5**	**82R7045509..H5**	1	-	1
Length mm 100	(30+70)	**82R7030707..H5**	**82R7030709..H5**	1	-	1
	(35+65)	**82R7035657..H5**	**82R7035659..H5**	1	-	1
	(40+60)	**82R7040607..H5**	**82R7040609..H5**	1	-	1
	(45+55)	**82R7045557..H5**	**82R7045559..H5**	1	-	1
	(50+50)	**82R7050507..H5**	**82R7050509..H5**	1	-	1
Length mm 105	(30+75)	**82R7030757..H5**	**82R7030759..H5**	1	-	1
	(35+70)	**82R7035707..H5**	**82R7035709..H5**	1	-	1
	(40+65)	**82R7040657..H5**	**82R7040659..H5**	1	-	1
	(45+60)	**82R7045607..H5**	**82R7045609..H5**	1	-	1
	(50+55)	**82R7050557..H5**	**82R7050559..H5**	1	-	1
Length mm 110	(30+80)	**82R7030807..H5**	**82R7030809..H5**	1	-	1
	(35+75)	**82R7035757..H5**	**82R7035759..H5**	1	-	1
	(40+70)	**82R7040707..H5**	**82R7040709..H5**	1	-	1
	(45+65)	**82R7045657..H5**	**82R7045659..H5**	1	-	1
	(50+60)	**82R7050607..H5**	**82R7050609..H5**	1	-	1
	(55+55)	**82R7055557..H5**	**82R7055559..H5**	1	-	1
Length mm 115	(30+85)	**82R7030857..H5**	**82R7030859..H5**	1	-	1
	(35+80)	**82R7035807..H5**	**82R7035809..H5**	1	-	1
	(40+75)	**82R7040757..H5**	**82R7040759..H5**	1	-	1
	(45+70)	**82R7045707..H5**	**82R7045709..H5**	1	-	1
	(50+65)	**82R7050657..H5**	**82R7050659..H5**	1	-	1
	(55+60)	**82R7055607..H5**	**82R7055609..H5**	1	-	1

R7 Extra

L	C + D	Code BRASS	Code NICKEL	Single package	Multiple package	Min. ord.
Length mm 120	(30+90)	82R7030907..H5	82R7030909..H5	1	-	1
	(35+85)	82R7035857..H5	82R7035859..H5	1	-	1
	(40+80)	82R7040807..H5	82R7040809..H5	1	-	1
	(45+75)	82R7045757..H5	82R7045759..H5	1	-	1
	(50+70)	82R7050707..H5	82R7050709..H5	1	-	1
	(55+65)	82R7055657..H5	82R7055659..H5	1	-	1
	(60+60)	82R7060607..H5	82R7060609..H5	1	-	1
Length mm 125	(35+90)	82R7035907..H5	82R7035909..H5	1	-	1
	(40+85)	82R7040857..H5	82R7040859..H5	1	-	1
	(45+80)	82R7045807..H5	82R7045809..H5	1	-	1
	(50+75)	82R7050757..H5	82R7050759..H5	1	-	1
	(55+70)	82R7055707..H5	82R7055709..H5	1	-	1
	(60+65)	82R7060657..H5	82R7060659..H5	1	-	1
Length mm 130	(40+90)	82R7040907..H5	82R7040909..H5	1	-	1
	(45+85)	82R7045857..H5	82R7045859..H5	1	-	1
	(50+80)	82R7050807..H5	82R7050809..H5	1	-	1
	(55+75)	82R7055757..H5	82R7055759..H5	1	-	1
	(60+70)	82R7060707..H5	82R7060709..H5	1	-	1



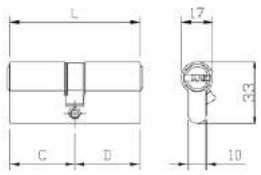

R7 Extra European DOUBLE-PROFILE cylinder. Nickel-plated brass reversible key with 11 pins.
DOUBLE FUNCTION, also operates when keyed-in. **BUMP RESISTANT.**
Anti-drill device in the cylinder body and in the rotor.
30° DIN cam. **5 KEYS. CODE CARD**.
Key head cap. 85 mm screw. (Key blank code: 020909....H).

L	C + D	Code BRASS	Code NICKEL	Single package	Multiple package	Min. ord.
Length mm 60	(30+30)	82R7930307..H5	82R7930309..H5	1	5	5
Length mm 65	(30+35)	82R7930357..H5	82R7930359..H5	1	5	5
Length mm 70	(30+40)	82R7930407..H5	82R7930409..H5	1	5	5
	(35+35)	82R7935357..H5	82R7935359..H5	1	5	5
Length mm 75	(30+45)	82R7930457..H5	82R7930459..H5	1	5	5
	(35+40)	82R7935407..H5	82R7935409..H5	1	5	5
Length mm 80	(30+50)	82R7930507..H5	82R7930509..H5	1	5	5
	(35+45)	82R7935457..H5	82R7935459..H5	1	5	5
	(40+40)	82R7940407..H5	82R7940409..H5	1	5	5
Length mm 85	(30+55)	82R7930557..H5	82R7930559..H5	1	5	5
	(35+50)	82R7935507..H5	82R7935509..H5	1	5	5
	(40+45)	82R7940457..H5	82R7940459..H5	1	5	5
Length mm 90	(30+60)	82R7930607..H5	82R7930609..H5	1	5	5
	(35+55)	82R7935557..H5	82R7935559..H5	1	5	5
	(40+50)	82R7940507..H5	82R7940509..H5	1	5	5
	(45+45)	82R7945457..H5	82R7945459..H5	1	5	5
Length mm 95	(30+65)	82R7930657..H5	82R7930659..H5	1	-	1
	(35+60)	82R7935607..H5	82R7935609..H5	1	-	1
	(40+55)	82R7940557..H5	82R7940559..H5	1	-	1
	(45+50)	82R7945507..H5	82R7945509..H5	1	-	1

FOR 3 KEYS VERSION REMOVE 5 FROM THE CODE (e.g. 82R7930307..H).

R7 Extra

L	C + D	Code BRASS	Code NICKEL	Single package	Multiple package	Min. ord.
Length mm 100	(30+70)	82R7930707..H5	82R7930709..H5	1	-	1
	(35+65)	82R7935657..H5	82R7935659..H5	1	-	1
	(40+60)	82R7940607..H5	82R7940609..H5	1	-	1
	(45+55)	82R7945557..H5	82R7945559..H5	1	-	1
	(50+50)	82R7950507..H5	82R7950509..H5	1	-	1
Length mm 105	(30+75)	82R7930757..H5	82R7930759..H5	1	-	1
	(35+70)	82R7935707..H5	82R7935709..H5	1	-	1
	(40+65)	82R7940657..H5	82R7940659..H5	1	-	1
	(45+60)	82R7945607..H5	82R7945609..H5	1	-	1
	(50+55)	82R7950557..H5	82R7950559..H5	1	-	1
Length mm 110	(30+80)	82R7930807..H5	82R7930809..H5	1	-	1
	(35+75)	82R7935757..H5	82R7935759..H5	1	-	1
	(40+70)	82R7940707..H5	82R7940709..H5	1	-	1
	(45+65)	82R7945657..H5	82R7945659..H5	1	-	1
	(50+60)	82R7950607..H5	82R7950609..H5	1	-	1
	(55+55)	82R7955557..H5	82R7955559..H5	1	-	1
Length mm 115	(30+85)	82R7930857..H5	82R7930859..H5	1	-	1
	(35+80)	82R7935807..H5	82R7935809..H5	1	-	1
	(40+75)	82R7940757..H5	82R7940759..H5	1	-	1
	(45+70)	82R7945707..H5	82R7945709..H5	1	-	1
	(50+65)	82R7950657..H5	82R7950659..H5	1	-	1
	(55+60)	82R7955607..H5	82R7955609..H5	1	-	1
Length mm 120	(30+90)	82R7930907..H5	82R7930909..H5	1	-	1
	(35+85)	82R7935857..H5	82R7935859..H5	1	-	1
	(40+80)	82R7940807..H5	82R7940809..H5	1	-	1
	(45+75)	82R7945757..H5	82R7945759..H5	1	-	1
	(50+70)	82R7950707..H5	82R7950709..H5	1	-	1
	(55+65)	82R7955657..H5	82R7955659..H5	1	-	1
	(60+60)	82R7960607..H5	82R7960609..H5	1	-	1
Length mm 125	(35+90)	82R7935907..H5	82R7935909..H5	1	-	1
	(40+85)	82R7940857..H5	82R7940859..H5	1	-	1
	(50+75)	82R7950757..H5	82R7950759..H5	1	-	1
	(55+70)	82R7955707..H5	82R7955709..H5	1	-	1
Length mm 130	(40+90)	82R7940907..H5	82R7940909..H5	1	-	1
	(45+85)	82R7945857..H5	82R7945859..H5	1	-	1
	(50+80)	82R7950807..H5	82R7950809..H5	1	-	1
	(55+75)	82R7955757..H5	82R7955759..H5	1	-	1
	(60+70)	82R7960707..H5	82R7960709..H5	1	-	1

FOR 3 KEYS VERSION REMOVE 5 FROM THE CODE (e.g. 82R7930307..H).

R7 Extra





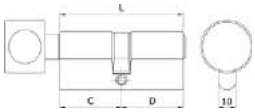

R7 Extra EUROPEAN PROFILE cylinder with internal ROUND KNOB.
Nickel-plated brass reversible key with 11 pins. **BUMP RESISTANT.** Anti-drill device in the cylinder body and in the rotor. 30° DIN cam. **5 KEYS**. **CODE CARD**.
Key head cap. 85 mm screw. (Key blank code: 020909....H).

L	C + D	Code BRASS	Code NICKEL	Single package	Multiple package	Min. ord.
Length mm 56	(knob 28+28)	82R7828287..H5	82R7828289..H5	1	5	5
Length mm 61	(knob 28+33)	82R7828337..H5	82R7828339..H5	1	5	5
Length mm 60	(knob 30+30)	82R7830307..H5	82R7830309..H5	1	5	5
Length mm 65	(knob 30+35)	82R7830357..H5	82R7830359..H5	1	5	5
Length mm 70	(knob 30+40)	82R7830407..H5	82R7830409..H5	1	5	5
	(knob 35+35)	82R7835357..H5	82R7835359..H5	1	5	5
Length mm 75	(knob 30+45)	82R7830457..H5	82R7830459..H5	1	5	5
	(knob 35+40)	82R7835407..H5	82R7835409..H5	1	5	5
Length mm 80	(knob 30+50)	82R7830507..H5	82R7830509..H5	1	5	5
	(knob 35+45)	82R7835457..H5	82R7835459..H5	1	5	5
	(knob 40+40)	82R7840407..H5	82R7840409..H5	1	5	5
Length mm 85	(knob 30+55)	82R7830557..H5	82R7830559..H5	1	5	5
	(knob 35+50)	82R7835507..H5	82R7835509..H5	1	5	5
	(knob 40+45)	82R7840457..H5	82R7840459..H5	1	5	5
Length mm 90	(knob 30+60)	82R7830607..H5	82R7830609..H5	1	5	5
	(knob 35+55)	82R7835557..H5	82R7835559..H5	1	5	5
	(knob 40+50)	82R7840507..H5	82R7840509..H5	1	5	5
	(knob 45+45)	82R7845457..H5	82R7845459..H5	1	5	5
Length mm 95	(knob 30+65)	82R7830657..H5	82R7830659..H5	1	-	1
	(knob 35+60)	82R7835607..H5	82R7835609..H5	1	-	1
	(knob 40+55)	82R7840557..H5	82R7840559..H5	1	-	1
	(knob 45+50)	82R7845507..H5	82R7845509..H5	1	-	1
Length mm 100	(knob 30+70)	82R7830707..H5	82R7830709..H5	1	-	1
	(knob 35+65)	82R7835657..H5	82R7835659..H5	1	-	1
	(knob 40+60)	82R7840607..H5	82R7840609..H5	1	-	1
	(knob 45+55)	82R7845557..H5	82R7845559..H5	1	-	1
	(knob 50+50)	82R7850507..H5	82R7850509..H5	1	-	1
Length mm 105	(knob 30+75)	82R7830757..H5	82R7830759..H5	1	-	1
	(knob 35+70)	82R7835707..H5	82R7835709..H5	1	-	1
	(knob 40+65)	82R7840657..H5	82R7840659..H5	1	-	1
	(knob 45+60)	82R7845607..H5	82R7845609..H5	1	-	1
	(knob 50+55)	82R7850557..H5	82R7850559..H5	1	-	1
Length mm 110	(knob 30+80)	82R7830807..H5	82R7830809..H5	1	-	1
	(knob 35+75)	82R7835757..H5	82R7835759..H5	1	-	1
	(knob 40+70)	82R7840707..H5	82R7840709..H5	1	-	1
	(knob 45+65)	82R7845657..H5	82R7845659..H5	1	-	1
	(knob 50+60)	82R7850607..H5	82R7850609..H5	1	-	1
	(knob 55+55)	82R7855557..H5	82R7855559..H5	1	-	1
Length mm 115	(knob 30+85)	82R7830857..H5	82R7830859..H5	1	-	1
	(knob 35+80)	82R7835807..H5	82R7835809..H5	1	-	1
	(knob 40+75)	82R7840757..H5	82R7840759..H5	1	-	1
	(knob 45+70)	82R7845707..H5	82R7845709..H5	1	-	1
	(knob 50+65)	82R7850657..H5	82R7850659..H5	1	-	1
	(knob 55+60)	82R7855607..H5	82R7855609..H5	1	-	1

R7 Extra





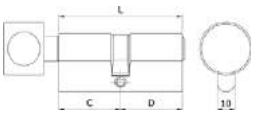

L	C + D	BRASS	NICKEL	Single package	Multiple package	Min. ord.
Length mm 120	(knob 30+90)	**82R7830907..H5**	**82R7830909..H5**	1	-	1
	(knob 35+85)	**82R7835857..H5**	**82R7835859..H5**	1	-	1
	(knob 40+80)	**82R7840807..H5**	**82R7840809..H5**	1	-	1
	(knob 45+75)	**82R7845757..H5**	**82R7845759..H5**	1	-	1
	(knob 50+70)	**82R7850707..H5**	**82R7850709..H5**	1	-	1
	(knob 55+65)	**82R7855657..H5**	**82R7855659..H5**	1	-	1
	(knob 60+60)	**82R7860607..H5**	**82R7860609..H5**	1	-	1
Length mm 125	(knob 35+90)	**82R7835907..H5**	**82R7835909..H5**	1	-	1
	(knob 40+85)	**82R7840857..H5**	**82R7840859..H5**	1	-	1
	(knob 45+80)	**82R7845807..H5**	**82R7845809..H5**	1	-	1
	(knob 50+75)	**82R7850757..H5**	**82R7850759..H5**	1	-	1
	(knob 55+70)	**82R7855707..H5**	**82R7855709..H5**	1	-	1
	(knob 60+65)	**82R7860657..H5**	**82R7860659..H5**	1	-	1
Length mm 130	(knob 40+90)	**82R7840907..H5**	**82R7840909..H5**	1	-	1
	(knob 45+85)	**82R7845857..H5**	**82R7845859..H5**	1	-	1





R7 Extra EUROPEAN PROFILE cylinder with Ø 8X75 SHAFT prearranged for internal knob.
Nickel-plated brass reversible key with 11 pins. **BUMP RESISTANT.**
Anti-drill device in the cylinder body and in the rotor.
30° DIN cam. **5 KEYS**. **CODE CARD.**
Key head cap. 85 mm screw. (Key blank code: 020909....H).

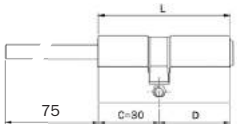

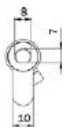

L	C + D	BRASS	NICKEL	Single package	Multiple package	Min. ord.
Body length mm 60	(knob 30+30)	**82R76D0307..H5**	**82R76D0309..H5**	1	5	5
Body length mm 65	(knob 30+35)	**82R76D0357..H5**	**82R76D0359..H5**	1	5	5
Body length mm 70	(knob 30+40)	**82R76D0407..H5**	**82R76D0409..H5**	1	5	5
Body length mm 75	(knob 30+45)	**82R76D0457..H5**	**82R76D0459..H5**	1	5	5
Body length mm 80	(knob 30+50)	**82R76D0507..H5**	**82R76D0509..H5**	1	5	5
Body length mm 85	(knob 30+55)	**82R76D0557..H5**	**82R76D0559..H5**	1	5	5
Body length mm 90	(knob 30+60)	**82R76D0607..H5**	**82R76D0609..H5**	1	5	5
Body length mm 95	(knob 30+65)	**82R76D0657..H5**	**82R76D0659..H5**	1	-	1
Body length mm 100	(knob 30+70)	**82R76D0707..H5**	**82R76D0709..H5**	1	-	1

FOR 3 KEYS VERSION REMOVE 5 FROM THE CODE (e.g. 82R7930307..H).

SWISSDOOR
DØRTEKNIK FOR PROFESSIONELLE

Cylinders

R6

R6

The R6 reversible flat key cylinder, with a standard security level, protects you against external attacks thanks to reliable solutions in the cylinder body.



Design and certification

According to the European standard EN 1303:2015.

The R6 cylinder is certified to a standard security level. Specific solutions inside the cylinder body protects you against undesired attacks.

SKG Certification (option)

The R6 cylinder is also available with **SKG** certification.



Technical features

Attack resistance

- Grade 0/Grade D*
- Standard security level: locking system with 6 stainless steel pins.
- Resistance to picking thanks to brass mushroom-shaped driver pins.
- Drilling resistance thanks to inserts positioned on both sides of the cylinder body.

Key related security

- Grade 5: min. 30.000 key combinations.
- Reversible nickel-plated brass keys.
- Numbering code on the neck of the key.
- Code Card, to get a high quality duplicate.

* **R6**: standard version with grade “0”;
anti-drill version with grade D on request

R6





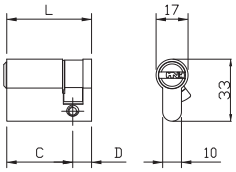

R6 European SINGLE-PROFILE cylinder. Nickel-plated brass flat key with 6 pins. Anti-drill device in the cylinder body. 8-position DIN cam. **5 KEYS. CODE CARD**. 65 mm screw. (Key blank code: 020839).

L	C + D	Code BRASS	Code NICKEL	Single package	Multiple package	Min. ord.
Length mm 40	(30+10)	**880930107..5**	**880930109..5**	1	5	5
Length mm 45	(35+10)	**880935107..5**	**880935109..5**	1	5	5
Length mm 50	(40+10)	**880940107..5**	**880940109..5**	1	5	5
Length mm 60	(50+10)	**880950107..5**	**880950109..5**	1	5	5
Length mm 65	(55+10)	**880955107..5**	**880955109..5**	1	5	5
Length mm 70	(60+10)	**880960107..5**	**880960109..5**	1	5	5
Length mm 75	(65+10)	**880965107..5**	**880965109..5**	1	5	5
Length mm 80	(70+10)	**880970107..5**	**880970109..5**	1	5	5
Length mm 90	(80+10)	**880980107..5**	**880980109..5**	1	5	5
Length mm 100	(90+10)	**880990107..5**	**880990109..5**	1	-	1

FOR 3 KEYS VERSION REMOVE ..5 FROM THE CODE (e.g. 880930107).

R6





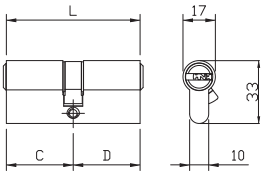

R6 European DOUBLE-PROFILE cylinder. Nickel-plated brass flat key with 6 pins. Anti-drill device in the cylinder body. 30°DIN cam.
5 KEYS. CODE CARD. 65 mm screw. (Key blank code: 020839).

L	C + D	Code BRASS	Code NICKEL	Single package	Multiple package	Min. ord.
Length mm 56	(28+28)	**880928287..5**	**880928289..5**	1	5	5
Length mm 61	(28+33)	**880928337..5**	**880928339..5**	1	5	5
Length mm 60	(30+30)	**880930307..5**	**880930309..5**	1	5	5
Length mm 65	(30+35)	**880930357..5**	**880930359..5**	1	5	5
Length mm 70	(30+40)	**880930407..5**	**880930409..5**	1	5	5
	(35+35)	**880935357..5**	**880935359..5**	1	5	5
Length mm 75	(30+45)	**880930457..5**	**880930459..5**	1	5	5
	(35+40)	**880935407..5**	**880935409..5**	1	5	5
Length mm 80	(30+50)	**880930507..5**	**880930509..5**	1	5	5
	(35+45)	**880935457..5**	**880935459..5**	1	5	5
	(40+40)	**880940407..5**	**880940409..5**	1	5	5
Length mm 85	(30+55)	**880930557..5**	**880930559..5**	1	5	5
	(35+50)	**880935507..5**	**880935509..5**	1	5	5
	(40+45)	**880940457..5**	**880940459..5**	1	5	5
Length mm 90	(30+60)	**880930607..5**	**880930609..5**	1	5	5
	(40+50)	**880940507..5**	**880940509..5**	1	5	5
	(45+45)	**880945457..5**	**880945459..5**	1	5	5
Length mm 95	(30+65)	**880930657..5**	**880930659..5**	1	-	1
	(40+55)	**880940557..5**	**880940559..5**	1	-	1
Length mm 100	(30+70)	**880930707..5**	**880930709..5**	1	-	1
	(35+65)	**880935657..5**	**880935659..5**	1	-	1
	(40+60)	**880940607..5**	**880940609..5**	1	-	1
	(50+50)	**880950507..5**	**880950509..5**	1	-	1
Length mm 105	(30+75)	**880930757..5**	**880930759..5**	1	-	1
	(50+55)	**880950557..5**	**880950559..5**	1	-	1
Length mm 110	(30+80)	**880930807..5**	**880930809..5**	1	-	1
	(50+60)	**880950607..5**	**880950609..5**	1	-	1
Length mm 120	(65+55)	**880965557..5**	**880965559..5**	1	-	1

FOR 3 KEYS VERSION REMOVE ..5 FROM THE CODE (e.g. 880930307).

R6



R6 European DOUBLE-PROFILE cylinder. Nickel-plated brass flat key with 6 pins. **DOUBLE FUNCTION**, also operates when keyed-in. Anti-drill device in the cylinder body. 30° DIN cam.
5 KEYS. CODE CARD. 65 mm screw. (Key blank code: 020839).



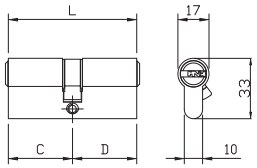

L	C + D	Code BRASS	Code NICKEL	Single package	Multiple package	Min. ord.
Length mm 60	(30+30)	**889930307..5**	**889930309..5**	1	5	5
Length mm 65	(30+35)	**889930357..5**	**889930359..5**	1	5	5
Length mm 70	(30+40)	**889930407..5**	**889930409..5**	1	5	5
	(35+35)	**889935357..5**	**889935359..5**	1	5	5
Length mm 75	(30+45)	**889930457..5**	**889930459..5**	1	5	5
	(35+40)	**889935407..5**	**889935409..5**	1	5	5
Length mm 80	(30+50)	**889930507..5**	**889930509..5**	1	5	5
	(35+45)	**889935457..5**	**889935459..5**	1	5	5
	(40+40)	**889940407..5**	**889940409..5**	1	5	5
Length mm 85	(30+55)	**889930557..5**	**889930559..5**	1	5	5
	(35+50)	**889935507..5**	**889935509..5**	1	5	5
	(40+45)	**889940457..5**	**889940459..5**	1	5	5
Length mm 90	(30+60)	-	**889930609..5**	1	5	5
	(40+50)	**889940507..5**	**889940509..5**	1	5	5
	(45+45)	**889945457..5**	**889945459..5**	1	5	5
Length mm 95	(30+65)	**889930657..5**	-	1	-	1
	(40+55)	**889940557..5**	**889940559..5**	1	-	1
Length mm 100	(30+70)	**889930707..5**	**889930709..5**	1	-	1
	(40+60)	**889940607..5**	**889940609..5**	1	-	1
	(50+50)	**889950507..5**	**889950509..5**	1	-	1
Length mm 105	(30+75)	**889930757..5**	**889930759..5**	1	-	1
Length mm 110	(30+80)	**889930807..5**	**889930809..5**	1	-	1
	(50+60)	**889950607..5**	**889950609..5**	1	-	1

FOR 3 KEYS VERSION REMOVE ..5 FROM THE CODE (e.g. 889930307).

R6





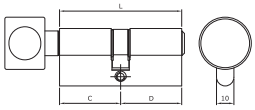

R6 EUROPEAN PROFILE cylinder with internal ROUND KNOB.
Nickel-plated brass flat key with 6 pins.
Anti-drill device in the cylinder body 30° DIN cam.
5 KEYS. CODE CARD. 65 mm screw. (Key blank code: 020839).

L	C + D	Code BRASS	Code NICKEL	Single package	Multiple package	Min. ord.
Length mm 56	(knob 28+28)	**888928287..5**	**888928289..5**	1	5	5
Length mm 60	(knob 30+30)	**888930307..5**	**888930309..5**	1	5	5
Length mm 61	(knob 28+33)	**888928337..5**	**888928339..5**	1	5	5
Length mm 65	(knob 30+35)	**888930357..5**	**888930359..5**	1	5	5
Length mm 70	(knob 30+40)	**888930407..5**	**888930409..5**	1	5	5
	(knob 35+35)	**888935357..5**	**888935359..5**	1	5	5
Length mm 75	(knob 30+45)	-	**888930459..5**	1	5	5
	(knob 35+40)	**888935407..5**	**888935409..5**	1	5	5
Length mm 80	(knob 30+50)	**888930507..5**	**888930509..5**	1	5	5
	(knob 35+45)	**888935457..5**	**888935459..5**	1	5	5
	(knob 40+40)	**888940407..5**	**888940409..5**	1	5	5
Length mm 85	(knob 30+55)	**888930557..5**	**888930559..5**	1	5	5
	(knob 35+50)	**888935507..5**	**888935509..5**	1	5	5
	(knob 40+45)	-	**888940459..5**	1	5	5
Length mm 90	(knob 30+60)	**888930607..5**	**888930609..5**	1	5	5
	(knob 35+55)	**888935557..5**	**888935559..5**	1	5	5
	(knob 40+50)	**888940507..5**	**888940509..5**	1	5	5
	(knob 45+45)	**888945457..5**	**888945459..5**	1	5	5
Length mm 95	(knob 30+65)	**888930657..5**	**888930659..5**	1	-	1
	(knob 35+60)	**888935607..5**	**888935609..5**	1	-	1
	(knob 40+55)	**888940557..5**	**888940559..5**	1	-	1
	(knob 45+50)	**888945507..5**	**888945509..5**	1	-	1
Length mm 100	(knob 30+70)	**888930707..5**	**888930709..5**	1	-	1
	(knob 35+65)	**888935657..5**	**888935659..5**	1	-	1
	(knob 40+60)	**888940607..5**	**888940609..5**	1	-	1
	(knob 45+55)	**888945557..5**	**888945559..5**	1	-	1
	(knob 50+50)	**888950507..5**	**888950509..5**	1	-	1
Length mm 105	(knob 30+75)	**888930757..5**	**888930759..5**	1	-	1
	(knob 35+70)	-	**888935709..5**	1	-	1
	(knob 40+65)	**888940657..5**	**888940659..5**	1	-	1
	(knob 45+60)	**888945607..5**	**888945609..5**	1	-	1
	(knob 50+55)	**888950557..5**	**888950559..5**	1	-	1
Length mm 110	(knob 30+80)	**888930807..5**	**888930809..5**	1	-	1
	(knob 35+75)	**888935757..5**	**888935759..5**	1	-	1
	(knob 40+70)	**888940707..5**	**888940709..5**	1	-	1
	(knob 45+65)	**888945657..5**	**888945659..5**	1	-	1
	(knob 50+60)	**888950607..5**	**888950609..5**	1	-	1
	(knob 55+55)	**888955557..5**	**888955559..5**	1	-	1
Length mm 115	(knob 30+85)	**888930857..5**	**888930859..5**	1	-	1
	(knob 35+80)	**888935807..5**	**888935809..5**	1	-	1
	(knob 40+75)	**888940757..5**	**888940759..5**	1	-	1
	(knob 45+70)	**888945707..5**	**888945709..5**	1	-	1
	(knob 50+65)	**888950657..5**	**888950659..5**	1	-	1
	(knob 55+60)	**888955607..5**	**888955609..5**	1	-	1

R6

L	C + D	Code BRASS	Code NICKEL	Single package	Multiple package	Min. ord.
Length mm 120	(knob 30+90)	**888930907..5**	**888930909..5**	1	-	1
	(knob 35+85)	**888935857..5**	**888935859..5**	1	-	1
	(knob 40+80)	**888940807..5**	**888940809..5**	1	-	1
	(knob 50+70)	**888950707..5**	**888950709..5**	1	-	1
	(knob 55+65)	**888955657..5**	**888955659..5**	1	-	1
	(knob 60+60)	**888960607..5**	**888960609..5**	1	-	1
Length mm 125	(knob 35+90)	**888935907..5**	**888935909..5**	1	-	1
	(knob 40+85)	**888940857..5**	**888940859..5**	1	-	1
	(knob 45+80)	**888945807..5**	**888945809..5**	1	-	1
	(knob 50+75)	**888950757..5**	**888950759..5**	1	-	1
	(knob 55+70)	**888955707..5**	**888955709..5**	1	-	1
	(knob 60+65)	**888960657..5**	**888960659..5**	1	-	1
Length mm 130	(knob 40+90)	**888940907..5**	**888940909..5**	1	-	1
	(knob 45+85)	**888945857..5**	**888945859..5**	1	-	1
	(knob 50+80)	**888950807..5**	**888950809..5**	1	-	1
	(knob 55+75)	**888955757..5**	**888955759..5**	1	-	1

FOR 3 KEYS VERSION REMOVE ..5 FROM THE CODE (e.g. 889930307).

R6





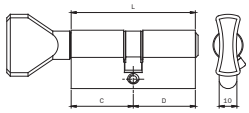

R6 EUROPEAN PROFILE cylinder with internal FLAT KNOB.
Nickel-plated brass flat key with 6 pins.
Anti-drill device in the cylinder body. 30°DIN cam.
5 KEYS. CODE CARD. 65 mm screw. (Key blank code: 020839).

L	C + D	Code BRASS	Code NICKEL	Single package	Multiple package	Min. ord.
Length mm 56	(Knob 28+28)	**885928287..5**	**885928289..5**	1	5	5
Length mm 60	(Knob 30+30)	**885930307..5**	**885930309..5**	1	5	5
Length mm 61	(Knob 28+33)	**885928337..5**	**885928339..5**	1	5	5
	(Knob 33+28)	**885933287..5**	**885933289..5**	1	5	5
Length mm 65	(Knob 30+35)	**885930357..5**	**885930359..5**	1	5	5
	(Knob 35+30)	**885935307..5**	**885935309..5**	1	5	5
Length mm 70	(Knob 30+40)	**885930407..5**	**885930409..5**	1	5	5
	(Knob 35+35)	**885935357..5**	**885935359..5**	1	5	5
	(Knob 40+30)	**885940307..5**	**885940309..5**	1	5	5
Length mm 75	(Knob 30+45)	**885930457..5**	**885930459..5**	1	5	5
	(Knob 45+30)	**885945307..5**	**885945309..5**	1	5	5
Length mm 80	(Knob 35+45)	**885935457..5**	**885935459..5**	1	5	5
	(Knob 40+40)	**885940407..5**	**885940409..5**	1	5	5
	(Knob 45+35)	**885945357..5**	**885945359..5**	1	5	5
Length mm 90	(Knob 30+60)	**885930607..5**	**885930609..5**	1	5	5
	(Knob 40+50)	**885940507..5**	**885940509..5**	1	5	5
	(Knob 45+45)	**885945457..5**	**885945459..5**	1	5	5
	(Knob 50+40)	**885950407..5**	**885950409..5**	1	5	5
	(Knob 60+30)	**885960307..5**	**885960309..5**	1	5	5
Length mm 100	(Knob 60+40)	**885960407..5**	**885960409..5**	1	-	1
Length mm 105	(Knob 50+55)	**885950557..5**	**885950559..5**	1	-	1
	(Knob 60+45)	**885960457..5**	**885960459..5**	1	-	1
Length mm 110	(Knob 50+60)	**885950607..5**	**885950609..5**	1	-	1
	(Knob 60+50)	**885960507..5**	**885960509..5**	1		1
	(Knob 80+30)	-	**885980309..5**	1	-	1
Length mm 120	(Knob 65+55)	**885965557..5**	**885965559..5**	1	-	1

FOR 3 KEYS VERSION REMOVE ..5 FROM THE CODE (e.g. 885930307); THE CODE CARD IS NOT SUPPLIED.

R6





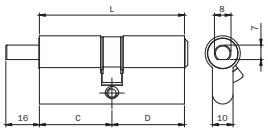

R6 EUROPEAN PROFILE cylinder with Ø 8X16 SHAFT prearranged
for internal knob. Nickel-plated brass flat key with 6 pins.
Anti-drill device in the cylinder body. 30° DIN cam.
5 KEYS. CODE CARD. 65 mm screw. (Key blank code: 020839).

L	C + D	BRASS	NICKEL	Single package	Multiple package	Min. ord.
Length mm 56	(Knob 28+28)	**886928287..5**	**886928289..5**	1	5	5
Length mm 60	(Knob 30+30)	**886930307..5**	**886930309..5**	1	5	5
Length mm 61	(Knob 28+33)	**886928337..5**	**886928339..5**	1	5	5
	(Knob 33+28)	**886933287..5**	**886933289..5**	1	5	5
Length mm 65	(Knob 30+35)	**886930357..5**	**886930359..5**	1	5	5
	(Knob 35+30)	**886935307..5**	**886935309..5**	1	5	5
Length mm 70	(Knob 35+35)	**886935357..5**	**886935359..5**	1	5	5
	(Knob 40+30)	**886940307..5**	**886940309..5**	1	5	5
Length mm 75	(Knob 30+45)	**886930457..5**	**886930459..5**	1	5	5
	(Knob 45+30)	**886945307..5**	**886945309..5**	1	5	5
Length mm 80	(Knob 35+45)	**886935457..5**	**886935459..5**	1	5	5
	(Knob 40+40)	**886940407..5**	**886940409..5**	1	5	5
	(Knob 45+35)	**886945357..5**	**886945359..5**	1	5	5
Length mm 90	(Knob 30+60)	**886930607..5**	**886930609..5**	1	5	5
	(Knob 40+50)	**886940507..5**	**886940509..5**	1	5	5
	(Knob 45+45)	**886945457..5**	**886945459..5**	1	5	5
	(Knob 50+40)	**886950407..5**	**886950409..5**	1	5	5
	(Knob 60+30)	**886960307..5**	**886960309..5**	1	5	5
Length mm 100	(Knob 60+40)	**886960407..5**	**886960409..5**	1	-	1
Length mm 105	(Knob 50+55)	-	**886950559..5**	1	-	1
	(Knob 60+45)	**886960457..5**	**886960459..5**	1	-	1
Length mm 110	(Knob 50+60)	**886950607..5**	**886950609..5**	1	-	1
	(Knob 60+50)	**886960507..5**	**886960509..5**	1	-	1
	(Knob 80+30)	**886980307..5**	**886980309..5**	1	-	1
Length mm 120	(Knob 65+55)	**886965557..5**	**886965559..5**	1	-	1





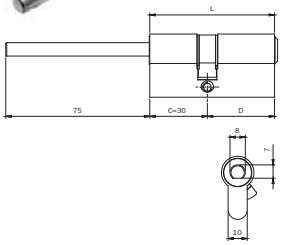

R6 EUROPEAN PROFILE cylinder with Ø 8X75 SHAFT prearranged
for internal knob cylinder body 30mm. Nickel-plated brass flat key with 6 pins.
Anti-drill device in the cylinder body. 30°DIN cam.
5 KEYS. CODE CARD. 65 mm screw. (Key blank code: 020839).

L	C + D	BRASS	NICKEL	Single package	Multiple package	Min. ord.
Body length mm 60	(knob 30+30)	**8869D0307..5**	**8869D0309..5**	1	5	5
Body length mm 65	(knob 30+35)	**8869D0357..5**	**8869D0359..5**	1	5	5
Body length mm 70	(knob 30+40)	**8869D0407..5**	**8869D0409..5**	1	5	5
Body length mm 75	(knob 30+45)	**8869D0457..5**	**8869D0459..5**	1	5	5
Body length mm 80	(knob 30+50)	**8869D0507..5**	**8869D0509..5**	1	5	5
Body length mm 90	(knob 30+60)	**8869D0607..5**	**8869D0609..5**	1	5	5
Body length mm 100	(knob 30+70)	**8869D0707..5**	**8869D0709..5**	1	-	1

FOR 3 KEYS VERSION REMOVE ..5 FROM THE CODE (e.g. 8869D0307).

R6 U.K. market





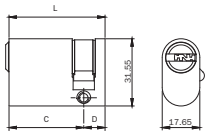

R6 OVERSIZE OVAL SINGLE-PROFILE cylinder, U.K. market.
Nickel-plated brass flat key with 6 pins. Anti-drill pin in the cylinder body.
45° ISEO cam. **3 KEYS.**
Screw 65 mm. (Key blank code: 020839).

L C + D	Code BRASS	Code NICKEL	Single package	Multiple package	Min. ord.
Length mm 40 (30+10)	**881130107**	**881130109**	1	10	10
Length mm 45 (35+10)	**881135107**	**881135109**	1	10	10
Length mm 50 (40+10)	-	**881140109**	1	10	10





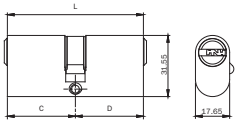

R6 OVERSIZE OVAL DOUBLE-PROFILE cylinder, U.K. market.
nickel-plated brass flat key with 6 pins.
Anti-drill pin in the cylinder body.
45° ISEO cam. **3 KEYS.**
Screw 65 mm. (Key blank code: 020839).

L C + D	Code BRASS	Code NICKEL	Single package	Multiple package	Min. ord.
Length mm 60 (30+30)	**881130307**	**881130309**	1	10	10
Length mm 70 (35+35)	**881135357**	**881135359**	1	10	10
Length mm 80 (40+40)	**881140407**	**881140409**	1	10	10

R6 U.K. market





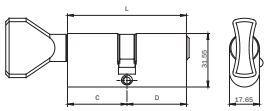

R6 OVERSIZE OVAL SINGLE-PROFILE cylinder, U.K. market,
with internal flat knob and nickel-plated brass flat key with 6 pins.
Anti-drill pin in the cylinder body. 45°ISEO cam.
3 KEYS. Screw 65 mm. (Key blank code: 020839).

L C + D	Code BRASS	Code NICKEL	Single package	Multiple package	Min. ord.
Length mm 60 (30+30)	**887130307**	**887130309**	1	10	10
Length mm 70 (35+35)	**887135357**	**887135359**	1	10	10
Length mm 80 (40+40)	**887140407**	**887140409**	1	10	10

R6

	Code	Single package	Multiple package	Min. ord.



R6 EXTERNAL RIM CYLINDER to be applied on doors with a max thickness of 85 mm. To be used with rim locks without external cylinder. 6-pin nickel plated brass flat key. Plate and screws for inside fixing. **3 KEYS**. Screw 65 mm. (Key blank code: 020839).

BRASS	**860000857**	1	10	10
NICKEL PLATED BRASS	**860000859**	1	10	10

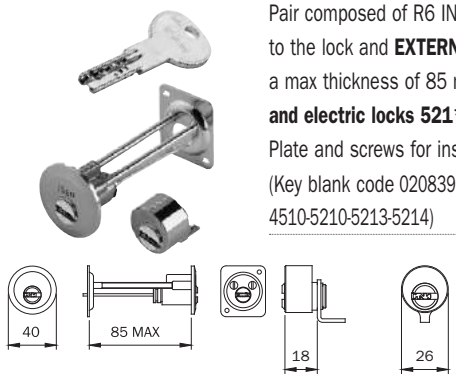

Pair composed of R6 INTERNAL cylinder to be applied to the lock and **EXTERNAL RIM** cylinder to be applied on doors with a max thickness of 85 mm. **To be used with rim lock Portoncino 4** series and electric locks 521* series latchbolt only.** 6-pin nickel plated brass flat key. Plate and screws for inside fixing. **3 KEYS**. (Key blank code: 020839).

(Key blank code 020839). (For series 421-422-423-424-425-426-441-442-483-484 4510-5210-5213-5214) BRASS	**862100857**	1	10	10



R6 EXTERNAL FIXED Ø 26 cylinder to be applied on doors with a max. thickness of 50 mm. To be used with rim locks. 6-pin nickel plated brass flat key. Ø 26 tube and fixing screws. **3 KEYS**. (Key blank code: 020839)

BRASS	**862226507**	1	10	10



Pair composed of R6 INTERNAL cylinder to be applied to the lock and **EXTERNAL FIXED Ø 26** cylinder to be applied on doors with a max. thickness of 50 mm. To be used with rim locks Portoncino and electric locks with latchbolt only. 6-pin nickeled-brass flat key. Ø 26 tube and fixing screws. **3 KEYS**. (Key blank code: 020839).

(For series 431-432-435-436-437-438-450-451-452-481-482-4 85-486-491-492-493-494 495-496-4250-4210-4950-5200-5203-5204-5205-5220-5224-5250-5253-5255) BRASS	**862426507**	1	10	10

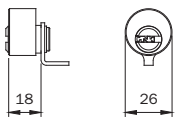

SWISSDOOR
DØRTEKNIK FOR PROFESSIONELLE

Cylinders

F6 Extra

F6 Extra

Cylinder with a certified security level, with good master keying potential to control accesses of houses or medium-sized commercial organisations. F6 Extra combines master keys capacity with the highest security standards, certified by international bodies.



Design and certification

According to the European standard EN 1303:2015

Certification against tampering

The F6 Extra series cylinders have obtained the number KM544418 certification from the **BSI** regulatory body, which guarantees a high resistance to picking and tampering.

SKG Certification

The **SKG** certification provides a continuous guarantee of product compliance with the highest safety requirements and is an essential added value in terms of prevention of breaking and entering. Products displaying the SKG trademark provide higher resistance to the most common break-in techniques, such as drilling.



Technical Features

Attack resistance

- Grade D
- Standard level of security: locking system with 6 stainless steel pins.
- Resistance to lock-picking thanks to the brass, mushroom-shaped driver pins.
- Drill resistance thanks to inserts positioned on both sides of the cylinder.
- Resistance to bumping: bolts and driver pins that are certified against tampering.

Key related security

- Grade 5: min. 30.000 key combinations.
- Standard flat nickel-plated brass keys.
- Numbered code on the neck of the key.

F6 Extra





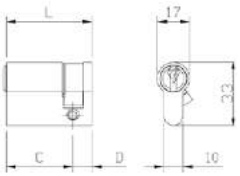

F6 Extra, European SINGLE-PROFILE cylinder. Nickel-plated brass vertical key with 6 pins. **BUMP RESISTANT.** Anti-drill device in the cylinder body and in the rotor. 8-position DIN cam. **3 KEYS**. Screw 65 mm. (Key blank code: 020609).



L	C + D	BRASS	NICKEL	Code	Single package	Multiple package	Min. ord.
Length mm 40	(30+10)	**82F6030107**	**82F6030109**		1	10	10
Length mm 45	(35+10)	**82F6035107**	**82F6035109**		1	10	10
Length mm 50	(40+10)	**82F6040107**	**82F6040109**		1	10	10
Length mm 55	(45+10)	**82F6045107**	**82F6045109**		1	10	10
Length mm 60	(50+10)	**82F6050107**	**82F6050109**		1	10	10
Length mm 65	(55+10)	**82F6055107**	**82F6055109**		1	10	10
Length mm 70	(60+10)	**82F6060107**	**82F6060109**		1	10	10
Length mm 75	(65+10)	**82F6065107**	**82F6065109**		1	10	10
Length mm 80	(70+10)	**82F6070107**	**82F6070109**		1	10	10
Length mm 85	(75+10)	**82F6075107**	**82F6075109**		1	10	10
Length mm 90	(80+10)	**82F6080107**	**82F6080109**		1	10	10
Length mm 95	(85+10)	**82F6085107**	**82F6085109**		1	-	1
Length mm 100	(90+10)	**82F6090107**	**82F6090109**		1	-	1

F6 Extra





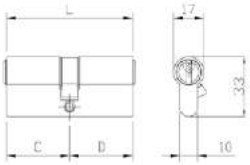

F6 Extra, European DOUBLE-PROFILE cylinder. Nickel-plated brass vertical key with 6 pins.
BUMP RESISTANT. Anti-drill device in the cylinder body and in the rotor.
30°DIN cam. **3 KEYS**. Screw 65 mm. (Key blank code: 020609).



L	C + D	Code BRASS	Code NICKEL	Single package	Multiple package	Min. ord.
Length mm 56	(28+28)	82F6028287	82F6028289	1	10	10
Length mm 61	(28+33)	82F6028337	82F6028339	1	10	10
Length mm 60	(30+30)	82F6030307	82F6030309	1	10	10
Length mm 65	(30+35)	82F6030357	82F6030359	1	10	10
Length mm 70	(30+40)	82F6030407	82F6030409	1	10	10
	(35+35)	82F6035357	82F6035359	1	10	10
Length mm 75	(30+45)	82F6030457	82F6030459	1	10	10
	(35+40)	82F6035407	82F6035409	1	10	10
Length mm 80	(30+50)	82F6030507	82F6030509	1	10	10
	(35+45)	82F6035457	82F6035459	1	10	10
	(40+40)	82F6040407	82F6040409	1	10	10
Length mm 85	(30+55)	82F6030557	82F6030559	1	10	10
	(35+50)	82F6035507	82F6035509	1	10	10
	(40+45)	82F6040457	82F6040459	1	10	10
Length mm 90	(30+60)	82F6030607	82F6030609	1	10	10
	(35+55)	82F6035557	82F6035559	1	10	10
	(40+50)	82F6040507	82F6040509	1	10	10
	(45+45)	82F6045457	82F6045459	1	10	10
Length mm 95	(30+65)	82F6030657	82F6030659	1	-	1
	(35+60)	82F6035607	82F6035609	1	-	1
	(40+55)	82F6040557	82F6040559	1	-	1
	(45+50)	82F6045507	82F6045509	1	-	1
Length mm 100	(30+70)	82F6030707	82F6030709	1	-	1
	(35+65)	82F6035657	82F6035659	1	-	1
	(40+60)	82F6040607	82F6040609	1	-	1
	(45+55)	82F6045557	82F6045559	1	-	1
	(50+50)	82F6050507	82F6050509	1	-	1
Length mm 105	(30+75)	82F6030757	82F6030759	1	-	1
	(35+70)	82F6035707	82F6035709	1	-	1
	(40+65)	82F6040657	82F6040659	1	-	1
	(45+60)	82F6045607	82F6045609	1	-	1
	(50+55)	82F6050557	82F6050559	1	-	1
Length mm 110	(30+80)	82F6030807	82F6030809	1	-	1
	(35+75)	82F6035757	82F6035759	1	-	1
	(40+70)	82F6040707	82F6040709	1	-	1
	(45+65)	82F6045657	82F6045659	1	-	1
	(50+60)	82F6050607	82F6050609	1	-	1
	(55+55)	82F6055557	82F6055559	1	-	1
Length mm 115	(30+85)	82F6030857	82F6030859	1	-	1
	(35+80)	82F6035807	82F6035809	1	-	1
	(40+75)	82F6040757	82F6040759	1	-	1
	(45+70)	82F6045707	82F6045709	1	-	1
	(50+65)	82F6050657	82F6050659	1	-	1
	(55+60)	82F6055607	82F6055609	1	-	1

F6 Extra

L C + D	Code BRASS	Code NICKEL	Single package	Multiple package	Min. ord.
Length mm 120 (30+90)	**82F6030907**	**82F6030909**	1	-	1
(35+85)	**82F6035857**	**82F6035859**	1	-	1
(40+80)	**82F6040807**	**82F6040809**	1	-	1
(45+75)	**82F6045757**	**82F6045759**	1	-	1
(50+70)	**82F6050707**	**82F6050709**	1	-	1
(55+65)	**82F6055657**	**82F6055659**	1	-	1
(60+60)	**82F6060607**	**82F6060609**	1	-	1
Length mm 125 (35+90)	**82F6035907**	**82F6035909**	1	-	1
(40+85)	**82F6040857**	**82F6040859**	1	-	1
(45+80)	**82F6045807**	**82F6045809**	1	-	1
(50+75)	**82F6050757**	**82F6050759**	1	-	1
(55+70)	**82F6055707**	**82F6055709**	1	-	1
(60+65)	**82F6060657**	**82F6060659**	1	-	1
Length mm 130 (40+90)	**82F6040907**	**82F6040909**	1	-	1
(45+85)	**82F6045857**	**82F6045859**	1	-	1
(50+80)	**82F6050807**	**82F6050809**	1	-	1
(55+75)	**82F6055757**	**82F6055759**	1	-	1
(60+70)	**82F6060707**	**82F6060709**	1	-	1

F6 Extra



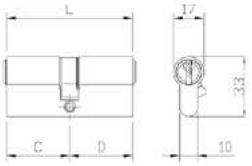

F6 Extra, European DOUBLE-PROFILE cylinder. Nickel-plated brass vertical key with 6 pins. **DOUBLE FUNCTION**, also operating when keyed-in. **BUMP RESISTANT.** Anti-drill device in the cylinder body and in the rotor. 30°DIN cam. **3 KEYS**. Screw 65 mm. (Key blank code: 020609).

L	C + D	Code BRASS	Code NICKEL	Single package	Multiple package	Min. ord.
Length mm 60	(30+30)	82F6930307	82F6930309	1	10	10
Length mm 65	(30+35)	82F6930357	82F6930359	1	10	10
Length mm 70	(30+40)	82F6930407	82F6930409	1	10	10
	(35+35)	82F6935357	82F6935359	1	10	10
Length mm 75	(30+45)	82F6930457	82F6930459	1	10	10
	(35+40)	82F6935407	82F6935409	1	10	10
Length mm 80	(30+50)	82F6930507	82F6930509	1	10	10
	(35+45)	82F6935457	82F6935459	1	10	10
	(40+40)	82F6940407	82F6940409	1	10	10
Length mm 85	(30+55)	82F6930557	82F6930559	1	10	10
	(35+50)	82F6935507	82F6935509	1	10	10
	(40+45)	82F6940457	82F6940459	1	10	10
Length mm 90	(30+60)	82F6930607	82F6930609	1	10	10
	(35+55)	82F6935557	82F6935559	1	10	10
	(40+50)	82F6940507	82F6940509	1	10	10
	(45+45)	82F6945457	82F6945459	1	10	10
Length mm 95	(30+65)	82F6930657	82F6930659	1	-	1
	(35+60)	82F6935607	82F6935609	1	-	1
	(40+55)	82F6940557	82F6940559	1	-	1
	(45+50)	82F6945507	82F6945509	1	-	1
Length mm 100	(30+70)	82F6930707	82F6930709	1	-	1
	(35+65)	82F6935657	82F6935659	1	-	1
	(40+60)	82F6940607	82F6940609	1	-	1
	(45+55)	82F6945557	82F6945559	1	-	1
	(50+50)	82F6950507	82F6950509	1	-	1
Length mm 105	(30+75)	82F6930757	82F6930759	1	-	1
	(35+70)	82F6935707	82F6935709	1	-	1
	(40+65)	82F6940657	82F6940659	1	-	1
	(45+60)	82F6945607	82F6945609	1	-	1
	(50+55)	82F6950557	82F6950559	1	-	1
Length mm 110	(30+80)	82F6930807	82F6930809	1	-	1
	(35+75)	82F6935757	82F6935759	1	-	1
	(40+70)	82F6940707	82F6940709	1	-	1
	(45+65)	82F6945657	82F6945659	1	-	1
	(50+60)	82F6950607	82F6950609	1	-	1
	(55+55)	82F6955557	82F6955559	1	-	1
Length mm 115	(30+85)	82F6930857	82F6930859	1	-	1
	(35+80)	82F6935807	82F6935809	1	-	1
	(40+75)	82F6940757	82F6940759	1	-	1
	(45+70)	82F6945707	82F6945709	1	-	1
	(50+65)	82F6950657	82F6950659	1	-	1
	(55+60)	82F6955607	82F6955609	1	-	1

F6 Extra

L C + D	Code BRASS	Code NICKEL	Single package	Multiple package	Min. ord.
Length mm 120 (30+90)	**82F6930907**	**82F6930909**	1	-	1
(35+85)	**82F6935857**	**82F6935859**	1	-	1
(40+80)	**82F6940807**	**82F6940809**	1	-	1
(45+75)	**82F6945757**	**82F6945759**	1	-	1
(50+70)	**82F6950707**	**82F6950709**	1	-	1
(55+65)	**82F6955657**	**82F6955659**	1	-	1
(60+60)	**82F6960607**	**82F6960609**	1	-	1
Length mm 125 (35+90)	**82F6935907**	**82F6935909**	1	-	1
(40+85)	**82F6940857**	**82F6940859**	1	-	1
(45+80)	**82F6945807**	**82F6945809**	1	-	1
(50+75)	**82F6950757**	**82F6950759**	1	-	1
(55+70)	**82F6955707**	**82F6955709**	1	-	1
(60+65)	**82F6960657**	**82F6960659**	1	-	1
Length mm 130 (40+90)	**82F6940907**	**82F6940909**	1	-	1
(45+85)	**82F6945857**	**82F6945859**	1	-	1
(50+80)	**82F6950807**	**82F6950809**	1	-	1
(55+75)	**82F6955757**	**82F6955759**	1	-	1
(60+70)	**82F6960707**	**82F6960709**	1	-	1

F6 Extra





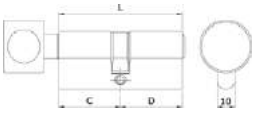

F6 Extra, EUROPEAN-PROFILE cylinder. With internal ROUND KNOB.
Nickel-plated brass vertical key with 6 pins.
BUMP RESISTANT. Anti-drill device in the cylinder body and in the rotor.
30°DIN cam. **3 KEYS**. Screw 65 mm. (Key blank code: 020609).



L	C + D	BRASS Code	NICKEL Code	Single package	Multiple package	Min. ord.
Length mm 56	(Knob 28+28)	82F6828287	82F6828289	1	10	10
Length mm 61	(Knob 28+33)	82F6828337	82F6828339	1	10	10
Length mm 60	(Knob 30+30)	82F6830307	82F6830309	1	10	10
Length mm 65	(Knob 30+35)	82F6830357	82F6830359	1	10	10
Length mm 70	(Knob 30+40)	82F6830407	82F6830409	1	10	10
	(Knob 35+35)	82F6835357	82F6835359	1	10	10
Length mm 75	(Knob 30+45)	82F6830457	82F6830459	1	10	10
	(Knob 35+40)	82F6835407	82F6835409	1	10	10
Length mm 80	(Knob 30+50)	82F6830507	82F6830509	1	10	10
	(Knob 35+45)	82F6835457	82F6835459	1	10	10
	(Knob 40+40)	82F6840407	82F6840409	1	10	10
Length mm 85	(Knob 30+55)	82F6830557	82F6830559	1	10	10
	(Knob 35+50)	82F6835507	82F6835509	1	10	10
	(Knob 40+45)	82F6840457	82F6840459	1	10	10
Length mm 90	(Knob 30+60)	82F6830607	82F6830609	1	10	10
	(Knob 35+55)	82F6835557	82F6835559	1	10	10
	(Knob 40+50)	82F6840507	82F6840509	1	10	10
	(Knob 45+45)	82F6845457	82F6845459	1	10	10
Length mm 95	(Knob 30+65)	82F6830657	82F6830659	1	-	1
	(Knob 35+60)	82F6835607	82F6835609	1	-	1
	(Knob 40+55)	82F6840557	82F6840559	1	-	1
	(Knob 45+50)	82F6845507	82F6845509	1	-	1
Length mm 100	(Knob 35+65)	82F6835657	82F6835659	1	-	1
	(Knob 40+60)	82F6840607	82F6840609	1	-	1
	(Knob 45+55)	82F6845557	82F6845559	1	-	1
	(Knob 50+50)	82F6850507	82F6850509	1	-	1
Length mm 105	(Knob 40+65)	82F6840657	82F6840659	1	-	1
	(Knob 45+60)	82F6845607	82F6845609	1	-	1
	(Knob 50+55)	82F6850557	82F6850559	1	-	1
Length mm 110	(Knob 45+65)	82F6845657	82F6845659	1	-	1
	(Knob 50+60)	82F6850607	82F6850609	1	-	1
	(Knob 55+55)	82F6855557	82F6855559	1	-	1
Length mm 115	(Knob 45+70)	82F6845707	82F6845709	1	-	1
	(Knob 50+65)	82F6850657	82F6850659	1	-	1
	(Knob 55+60)	82F6855607	82F6855609	1	-	1
Length mm 120	(Knob 55+65)	82F6855657	82F6855659	1	-	1
	(Knob 60+60)	82F6860607	82F6860609	1	-	1
Length mm 125	(Knob 60+65)	82F6860657	82F6860659	1	-	1

F6 Extra





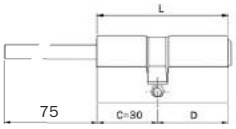



F6 Extra, EUROPEAN-PROFILE cylinder with SHAFT Ø 8 X 75 prearranged for internal knob. Nickel-plated brass, vertical key with 6 pins. **BUMP RESISTANT.** Anti-drill device in the cylinder body and in the rotor. 30°DIN cam. **3 KEYS**. Screw 65 mm. (Key blank code: 020609).



L C + D	Code BRASS	Code NICKEL	Single package	Multiple package	Min. ord.
Body length mm 60 (Knob 30+30)	**82F66D0307**	**82F66D0309**	1	10	10
Body length mm 65 (Knob 30+35)	**82F66D0357**	**82F66D0359**	1	10	10
Body length mm 70 (Knob 30+40)	**82F66D0407**	**82F66D0409**	1	10	10
Body length mm 75 (Knob 30+45)	**82F66D0457**	**82F66D0459**	1	10	10
Body length mm 80 (Knob 30+50)	**82F66D0507**	**82F66D0509**	1	10	10
Body length mm 85 (Knob 30+55)	**82F66D0557**	**82F66D0559**	1	10	10
Body length mm 90 (Knob 30+60)	**82F66D0607**	**82F66D0609**	1	10	10
Body length mm 95 (Knob 30+65)	**82F66D0657**	**82F66D0659**	1	-	1

SWISSDOOR
DØRTEKNIK FOR PROFESSIONELLE

Cylinders

F6

F6

The F6, with reliable solutions against lock-picking attempts, is the ideal cylinder to manage a master key system that secures entrances that require a basic level of protection.



Design and certification

According to the European standard EN 1303:2015

The F6 cylinder is certified to a standard security level. Specific solutions inside the cylinder body protects you against undesired attacks.

Technical Features

Attack resistance

- Grade 0;
- Standard security level: locking system with 6 stainless steel pins;
- Resistance to picking thanks to brass mushroom-shaped driver pins;
- Drilling resistance thanks to inserts positioned on both sides of the cylinder body.



Key related security

- Grade 6: min. 100.000 key combinations;
- Standard vertical nickel-plated brass keys;
- Numbering code on the neck of the key.

F6





F6 European SINGLE-PROFILE cylinder. Nickel-plated brass vertical key with 6 pins.
Anti-drill device in the cylinder body. 8-position DIN cam.
3 KEYS. Screw 65 mm. (Key blank code: 020609).

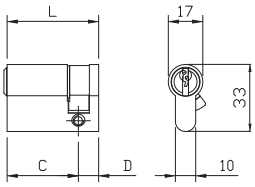



L	C + D	Code BRASS	Code NICKEL	Single package	Multiple package	Min. ord.
Length mm 40	(30+10)	**810930107**	**810930109**	1	10	10
Length mm 45	(35+10)	**810935107**	**810935109**	1	10	10
Length mm 50	(40+10)	**810940107**	**810940109**	1	10	10
Length mm 55	(45+10)	**810945107**	**810945109**	1	10	10
Length mm 60	(50+10)	**810950107**	**810950109**	1	10	10
Length mm 65	(55+10)	**810955107**	**810955109**	1	10	10
Length mm 70	(60+10)	**810960107**	**810960109**	1	10	10
Length mm 75	(65+10)	**810965107**	**810965109**	1	10	10
Length mm 80	(70+10)	**810970107**	**810970109**	1	10	10
Length mm 85	(75+10)	**810975107**	**810975109**	1	10	10
Length mm 90	(80+10)	**810980107**	**810980109**	1	10	10
Length mm 95	(85+10)	**810985107**	**810985109**	1	-	1
Length mm 100	(90+10)	**810990107**	**810990109**	1	-	1

F6





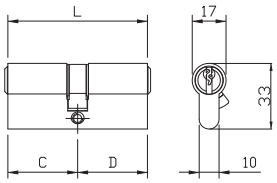

F6 European DOUBLE-PROFILE cylinder. Nickel-plated brass vertical key with 6 pins.
Anti-drill device in the cylinder body. 30° DIN cam.
3 KEYS. Screw 65 mm. (Key blank code: 020609).



L	C + D	BRASS Code	NICKEL Code	Single package	Multiple package	Min. ord.
Length mm 56	(28+28)	**810928287**	**810928289**	1	10	10
Length mm 61	(28+33)	**810928337**	**810928339**	1	10	10
Length mm 60	(30+30)	**810930307**	**810930309**	1	10	10
Length mm 65	(30+35)	**810930357**	**810930359**	1	10	10
Length mm 70	(30+40)	**810930407**	**810930409**	1	10	10
	(35+35)	**810935357**	**810935359**	1	10	10
Length mm 75	(30+45)	**810930457**	**810930459**	1	10	10
	(35+40)	**810935407**	**810935409**	1	10	10
Length mm 80	(30+50)	**810930507**	**810930509**	1	10	10
	(35+45)	**810935457**	**810935459**	1	10	10
	(40+40)	**810940407**	**810940409**	1	10	10
Length mm 85	(30+55)	**810930557**	**810930559**	1	10	10
	(35+50)	**810935507**	**810935509**	1	10	10
	(40+45)	**810940457**	**810940459**	1	10	10
Length mm 90	(30+60)	**810930607**	**810930609**	1	10	10
	(35+55)	**810935557**	**810935559**	1	10	10
	(40+50)	**810940507**	**810940509**	1	10	10
	(45+45)	**810945457**	**810945459**	1	10	10
Length mm 95	(30+65)	**810930657**	**810930659**	1	-	1
	(35+60)	**810935607**	**810935609**	1	-	1
	(40+55)	**810940557**	**810940559**	1	-	1
	(45+50)	**810945507**	**810945509**	1	-	1
Length mm 100	(30+70)	**810930707**	**810930709**	1	-	1
	(35+65)	**810935657**	**810935659**	1	-	1
	(40+60)	**810940607**	**810940609**	1	-	1
	(45+55)	**810945557**	**810945559**	1	-	1
	(50+50)	**810950507**	**810950509**	1	-	1
Length mm 105	(30+75)	**810930757**	**810930759**	1	-	1
	(35+70)	**810935707**	**810935709**	1	-	1
	(40+65)	**810940657**	**810940659**	1	-	1
	(45+60)	**810945607**	**810945609**	1	-	1
	(50+55)	**810950557**	**810950559**	1	-	1
Length mm 110	(30+80)	**810930807**	**810930809**	1	-	1
	(35+75)	**810935757**	**810935759**	1	-	1
	(40+70)	**810940707**	**810940709**	1	-	1
	(45+65)	**810945657**	**810945659**	1	-	1
	(50+60)	**810950607**	**810950609**	1	-	1
	(55+55)	**810955557**	**810955559**	1	-	1
Length mm 115	(30+85)	**810930857**	**810930859**	1	-	1
	(35+80)	**810935807**	**810935809**	1	-	1
	(40+75)	**810940757**	**810940759**	1	-	1
	(45+70)	**810945707**	**810945709**	1	-	1
	(50+65)	**810950657**	**810950659**	1	-	1
	(55+60)	**810955607**	**810955609**	1	-	1

F6

L C + D	Code BRASS	Code NICKEL	Single package	Multiple package	Min. ord.
Length mm 120 (30+90)	**810930907**	**810930909**	1	-	1
(35+85)	-	**810935859**	1	-	1
(40+80)	-	**810940809**	1	-	1
(45+75)	**810945757**	**810945759**	1	-	1
(50+70)	**810950707**	**810950709**	1	-	1
(55+65)	**810955657**	**810955659**	1	-	1
(60+60)	**810960607**	**810960609**	1	-	1
Length mm 125 (35+90)	**810935907**	**810935909**	1	-	1
(40+85)	**810940857**	**810940859**	1	-	1
(45+80)	**810945807**	**810945809**	1	-	1
(50+75)	**810950757**	**810950759**	1	-	1
(55+70)	**810955707**	**810955709**	1	-	1
(60+65)	**810960657**	**810960659**	1	-	1
Length mm 130 (40+90)	**810940907**	**810940909**	1	-	1
(45+85)	**810945857**	**810945859**	1	-	1
(50+80)	**810950807**	**810950809**	1	-	1
(55+75)	**810955757**	**810955759**	1	-	1
(60+70)	**810960707**	**810960709**	1	-	1

F6





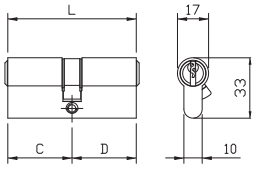

F6 European DOUBLE-PROFILE cylinder. Nickel-plated brass vertical key with 6 pins. DOUBLE FUNCTION also operating when keyed-in. Anti-drill device in the cylinder body.
30° DIN cam. **3 KEYS**. Screw 65 mm. (Key blank code: 020609).

L	C + D	Code BRASS	Code NICKEL	Single package	Multiple package	Min. ord.
Length mm 60	(30+30)	**819930307**	**819930309**	1	10	10
Length mm 65	(30+35)	**819930357**	**819930359**	1	10	10
Length mm 70	(30+40)	**819930407**	**819930409**	1	10	10
	(35+35)	**819935357**	**819935359**	1	10	10
Length mm 75	(30+45)	**819930457**	**819930459**	1	10	10
	(35+40)	**819935407**	**819935409**	1	10	10
Length mm 80	(30+50)	**819930507**	**819930509**	1	10	10
	(35+45)	**819935457**	**819935459**	1	10	10
	(40+40)	**819940407**	**819940409**	1	10	10
Length mm 85	(30+55)	**819930557**	**819930559**	1	10	10
	(35+50)	**819935507**	**819935509**	1	10	10
	(40+45)	**819940457**	**819940459**	1	10	10
Length mm 90	(30+60)	**819930607**	**819930609**	1	10	10
	(35+55)	**819935557**	**819935559**	1	10	10
	(40+50)	**819940507**	**819940509**	1	10	10
	(45+45)	**819945457**	**819945459**	1	10	10
Length mm 95	(30+65)	**819930657**	**819930659**	1	-	1
	(35+60)	**819935607**	**819935609**	1	-	1
	(40+55)	**819940557**	**819940559**	1	-	1
	(45+50)	**819945507**	**819945509**	1	-	1
Length mm 100	(30+70)	**819930707**	**819930709**	1	-	1
	(35+65)	**819935657**	**819935659**	1	-	1
	(40+60)	**819940607**	**819940609**	1	-	1
	(45+55)	**819945557**	**819945559**	1	-	1
	(50+50)	**819950507**	**819950509**	1	-	1
Length mm 105	(30+75)	**819930757**	**819930759**	1	-	1
	(35+70)	**819935707**	**819935709**	1	-	1
	(40+65)	**819940657**	**819940659**	1	-	1
	(45+60)	**819945607**	**819945609**	1	-	1
	(50+55)	**819950557**	**819950559**	1	-	1
Length mm 110	(30+80)	**819930807**	**819930809**	1	-	1
	(35+75)	**819935757**	**819935759**	1	-	1
	(40+70)	**819940707**	**819940709**	1	-	1
	(45+65)	**819945657**	**819945659**	1	-	1
	(50+60)	**819950607**	**819950609**	1	-	1
	(55+55)	**819955557**	**819955559**	1	-	1
Length mm 115	(30+85)	**819930857**	**819930859**	1	-	1
	(35+80)	**819935807**	**819935809**	1	-	1
	(40+75)	**819940757**	**819940759**	1	-	1
	(45+70)	**819945707**	**819945709**	1	-	1
	(50+65)	**819950657**	**819950659**	1	-	1
	(55+60)	**819955607**	**819955609**	1	-	1

F6

L C + D	Code BRASS	Code NICKEL	Single package	Multiple package	Min. ord.
Length mm 120 (30+90)	**819930907**	**819930909**	1	-	1
(35+85)	**819935857**	**819935859**	1	-	1
(40+80)	**819940807**	**819940809**	1	-	1
(45+75)	**819945757**	**819945759**	1	-	1
(50+70)	**819950707**	**819950709**	1	-	1
(55+65)	**819955657**	**819955659**	1	-	1
(60+60)	**819960607**	**819960609**	1	-	1
Length mm 125 (35+90)	**819935907**	**819935909**	1	-	1
(40+85)	**819940857**	**819940859**	1	-	1
(45+80)	**819945807**	**819945809**	1	-	1
(50+75)	**819950757**	**819950759**	1	-	1
(55+70)	**819955707**	**819955709**	1	-	1
(60+65)	**819960657**	**819960659**	1	-	1
Length mm 130 (40+90)	**819940907**	**819940909**	1	-	1
(45+85)	**819945857**	**819945859**	1	-	1
(50+80)	**819950807**	**819950809**	1	-	1
(55+75)	**819955757**	**819955759**	1	-	1
(60+70)	**819960707**	**819960709**	1	-	1

F6





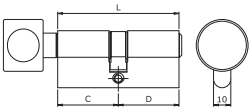

F6 EUROPEAN-PROFILE cylinder with internal ROUND KNOB. Vertical key
Nickel-plated brass vertical key with 6 pins.
Anti-drill device in the cylinder body. 30° DIN cam.
3 KEYS. Screw 65 mm. (Key blank code: 020609).

L	C + D	Code BRASS	Code NICKEL	Single package	Multiple package	Min. ord.
Length mm 56	(Knob 28+28)	**818928287**	**818928289**	1	10	10
Length mm 61	(Knob 28+33)	**818928337**	**818928339**	1	10	10
Length mm 60	(Knob 30+30)	**818930307**	**818930309**	1	10	10
Length mm 65	(Knob 30+35)	**818930357**	**818930359**	1	10	10
Length mm 70	(Knob 30+40)	**818930407**	**818930409**	1	10	10
	(Knob 35+35)	**818935357**	**818935359**	1	10	10
Length mm 75	(Knob 30+45)	**818930457**	**818930459**	1	10	10
	(Knob 35+40)	**818935407**	**818935409**	1	10	10
Length mm 80	(Knob 30+50)	**818930507**	**818930509**	1	10	10
	(Knob 35+45)	**818935457**	**818935459**	1	10	10
	(Knob 40+40)	**818940407**	**818940409**	1	10	10
Length mm 85	(Knob 30+55)	**818930557**	**818930559**	1	10	10
	(Knob 35+50)	**818935507**	**818935509**	1	10	10
	(Knob 40+45)	**818940457**	**818940459**	1	10	10
Length mm 90	(Knob 30+60)	**818930607**	**818930609**	1	10	10
	(Knob 35+55)	**818935557**	**818935559**	1	10	10
	(Knob 40+50)	**818940507**	**818940509**	1	10	10
	(Knob 45+45)	**818945457**	**818945459**	1	10	10
Length mm 95	(Knob 30+65)	**818930657**	**818930659**	1	-	1
	(Knob 35+60)	**818935607**	**818935609**	1	-	1
	(Knob 40+55)	**818940557**	**818940559**	1	-	1
	(Knob 45+50)	**818945507**	**818945509**	1	-	1
Length mm 100	(Knob 35+65)	**818935657**	**818935659**	1	-	1
	(Knob 40+60)	**818940607**	**818940609**	1	-	1
	(Knob 45+55)	**818945557**	**818945559**	1	-	1
	(Knob 50+50)	**818950507**	**818950509**	1	-	1
Length mm 105	(Knob 40+65)	**818940657**	**818940659**	1	-	1
	(Knob 45+60)	**818945607**	**818945609**	1	-	1
	(Knob 50+55)	**818950557**	-	1	-	1
Length mm 110	(Knob 45+65)	**818945657**	**818945659**	1	-	1
	(Knob 50+60)	**818950607**	**818950609**	1	-	1
	(Knob 55+55)	**818955557**	**818955559**	1	-	1
Length mm 115	(Knob 45+70)	**818945707**	**818945709**	1	-	1
	(Knob 50+65)	**818950657**	**818950659**	1	-	1
	(Knob 55+60)	**818955607**	**818955609**	1	-	1
Length mm 120	(Knob 55+65)	**818955657**	-	1	-	1
	(Knob 60+60)	**818960607**	**818960609**	1	-	1
Length mm 125	(Knob 60+65)	**818960657**	**818960659**	1	-	1

F6





F6 EUROPEAN-PROFILE cylinder with SHAFT Ø 8 X 75 prearranged for internal knob and nickel-plated brass, vertical key with 6 pins. Anti-drill device in the cylinder body. 30° DIN cam.
3 KEYS. Screw 65 mm. (Key blank code: 020609).

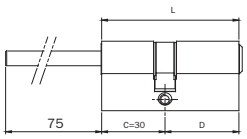

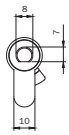



L	C + D	BRASS Code	NICKEL Code	Single package	Multiple package	Min. ord.
Body length mm 60 (Knob 30+30)		**8169D0307**	**8169D0309**	1	10	10
Body length mm 65 (Knob 30+35)		**8169D0357**	**8169D0359**	1	10	10
Body length mm 70 (Knob 30+40)		**8169D0407**	**8169D0409**	1	10	10
Body length mm 75 (Knob 30+45)		**8169D0457**	**8169D0459**	1	10	10
Body length mm 80 (Knob 30+50)		**8169D0507**	**8169D0509**	1	10	10
Body length mm 85 (Knob 30+55)		**8169D0557**	**8169D0559**	1	10	10
Body length mm 90 (Knob 30+60)		**8169D0607**	**8169D0609**	1	10	10
Body length mm 95 (Knob 30+65)		**8169D0657**	**8169D0659**	1	-	1

SWISSDOOR
DØRTEKNIK FOR PROFESSIONELLE

Cylinders

F5

F5

The F5 cylinder guarantees a standard level of protection against drilling attempts and offers security for entrances.



Design

According to the European standard EN 1303:2015



Technical features

Attack resistance

- Grade 0
- Standard level of security: locking system with 5 pins
- Resistance to picking thanks to the brass mushroom-shaped driver pins.

Key related security

- Grade 4: min. 30.000 key combinations.
- Standard vertical nickel-plated brass keys.
- Numbering code on the neck of the key.

F5





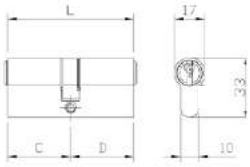

F5 European DOUBLE-PROFILE cylinder, 5-pin big key. DIN straight cam.
3 KEYS. Screw mm 65. (Key blank code: 020259).



	L	C + D	BRASS Code	NICKEL Code	Single package	Multiple package	Min. ord.
Length mm	42	(21+21) 3 pin big key 020239	**820821217**	**820821219**	1	10	10
Length mm	50	(25+25) 4 pin big key 020249	**820825257**	**820825259**	1	10	10
Length mm	55	(25+30) 4 pin big key 020249	**820825307**	**820825309**	1	10	10
Length mm	56	(28+28)	**820828287**	**820828289**	1	10	10
Length mm	61	(28+33)	**820828337**	**820828339**	1	10	10
Length mm	60	(30+30)	**820830307**	**820830309**	1	10	10
Length mm	65	(30+35)	**820830357**	**820830359**	1	10	10
Length mm	70	(30+40)	**820830407**	**820830409**	1	10	10
		(35+35)	**820835357**	**820835359**	1	10	10
Length mm	75	(30+45)	**820830457**	**820830459**	1	10	10
		(35+40)	**820835407**	**820835409**	1	10	10
Length mm	80	(30+50)	**820830507**	**820830509**	1	10	10
		(35+45)	**820835457**	**820835459**	1	10	10
		(40+40)	**820840407**	**820840409**	1	10	10
Length mm	85	(30+55)	**820830557**	**820830559**	1	10	10
		(35+50)	**820835507**	**820835509**	1	10	10
		(40+45)	**820840457**	**820840459**	1	10	10
Length mm	90	(30+60)	**820830607**	**820830609**	1	10	10
		(40+50)	**820840507**	**820840509**	1	10	10
		(45+45)	**820845457**	**820845459**	1	10	10
Length mm	95	(30+65)	**820830657**	**820830659**	1	-	1
		(40+55)	**820840557**	**820840559**	1	-	1
Length mm	100	(30+70)	**820830707**	**820830709**	1	-	1
		(35+65)	**820835657**	**820835659**	1	-	1
		(40+60)	**820840607**	**820840609**	1	-	1
		(50+50)	**820850507**	**820850509**	1	-	1
Length mm	105	(30+75)	**820830757**	**820830759**	1	-	1
		(50+55)	**820850557**	**820850559**	1	-	1
Length mm	110	(30+80)	**820830807**	**820830809**	1	-	1
		(50+60)	**820850607**	**820850609**	1	-	1
Length mm	120	(65+55)	**820865557**	**820865559**	1	-	1

F5



F5 European SINGLE-PROFILE cylinder, 5-pin big key. 30° DIN cam.
3 KEYS. Screw mm 65. (Key blank code: 020259).



L	C + D	Code BRASS	Code NICKEL	Single package	Multiple package	Min. ord.
Length mm 35	(25+10)	**820925107**	**820925109**	1	10	10

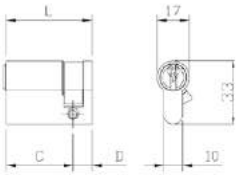

F5 European **SINGLE-PROFILE** cylinder, 5-pin big key. 8-position DIN cam.
3 KEYS. Screw mm 65. (Key blank code: 020259).



L	C + D	Code BRASS	Code NICKEL	Single package	Multiple package	Min. ord.
Length mm 40	(30+10)	**820930107**	**820930109**	1	10	10
Length mm 45	(35+10)	**820935107**	**820935109**	1	10	10
Length mm 50	(40+10)	**820940107**	**820940109**	1	10	10
Length mm 55	(45+10)	**820945107**	**820945109**	1	10	10
Length mm 60	(50+10)	**820950107**	**820950109**	1	10	10
Length mm 65	(55+10)	**820955107**	**820955109**	1	10	10
Length mm 70	(60+10)	**820960107**	**820960109**	1	10	10
Length mm 75	(65+10)	**820965107**	**820965109**	1	10	10
Length mm 80	(70+10)	**820970107**	**820970109**	1	10	10
Length mm 90	(80+10)	**820980107**	**820980109**	1	10	10
Length mm 100	(90+10)	**820990107**	**820990109**	1	-	1
Length mm 105	(95+10)	**820995107**	**820995109**	1	-	1

F5





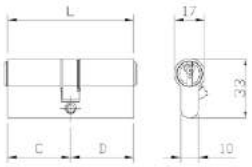

F5 European DOUBLE-PROFILE cylinder, 5-pin big key. 30° DIN cam.
3 KEYS. Screw mm 65. (Key blank code: 020259).

L	C + D	Code BRASS	Code NICKEL	Single package	Multiple package	Min. ord.
Length mm 42	(21+21) 3 pin big key 020239	**820921217**	**820921219**	1	10	10
Length mm 50	(25+25) 4 pin big key 020249	**820925257**	**820925259**	1	10	10
Length mm 55	(25+30) 4 pin big key 020249	**820925307**	**820925309**	1	10	10
Length mm 56	(28+28)	**820928287**	**820928289**	1	10	10
Length mm 61	(28+33)	**820928337**	**820928339**	1	10	10
Length mm 60	(30+30)	**820930307**	**820930309**	1	10	10
Length mm 65	(30+35)	**820930357**	**820930359**	1	10	10
Length mm 70	(30+40)	**820930407**	**820930409**	1	10	10
	(35+35)	**820935357**	**820935359**	1	10	10
Length mm 75	(30+45)	**820930457**	**820930459**	1	10	10
	(35+40)	**820935407**	**820935409**	1	10	10
Length mm 80	(30+50)	**820930507**	**820930509**	1	10	10
	(35+45)	**820935457**	**820935459**	1	10	10
	(40+40)	**820940407**	**820940409**	1	10	10
Length mm 85	(30+55)	**820930557**	**820930559**	1	10	10
	(35+50)	**820935507**	**820935509**	1	10	10
	(40+45)	**820940457**	**820940459**	1	10	10
Length mm 90	(30+60)	**820930607**	**820930609**	1	10	10
	(35+55)	**820935557**	**820935559**	1	10	10
	(40+50)	**820940507**	**820940509**	1	10	10
	(45+45)	**820945457**	**820945459**	1	10	10
Length mm 95	(30+65)	**820930657**	**820930659**	1	-	1
	(40+55)	**820940557**	**820940559**	1	-	1
Length mm 100	(30+70)	**820930707**	**820930709**	1	-	1
	(35+65)	**820935657**	**820935659**	1	-	1
	(40+60)	**820940607**	**820940609**	1	-	1
	(50+50)	**820950507**	**820950509**	1	-	1
Length mm 105	(30+75)	**820930757**	**820930759**	1	-	1
	(50+55)	**820950557**	**820950559**	1	-	1
Length mm 110	(30+80)	**820930807**	**820930809**	1	-	1
	(50+60)	**820950607**	**820950609**	1	-	1
Length mm 120	(65+55)	**820965557**	**820965559**	1	-	1

F5



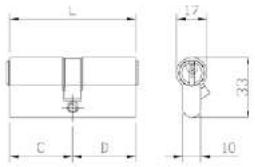

F5 European DOUBLE-PROFILE cylinder, 5-pin big key. **DOUBLE FUNCTION**, it also operates when keyed-in. 30° DIN cam.
3 KEYS. Screw mm 65. (Key blank code: 020259).

L	C + D	Code BRASS	Code NICKEL	Single package	Multiple package	Min. ord.
Length mm 60	(30+30)	**829930307**	**829930309**	1	10	10
Length mm 65	(30+35)	**829930357**	**829930359**	1	10	10
Length mm 70	(30+40)	**829930407**	**829930409**	1	10	10
	(35+35)	**829935357**	**829935359**	1	10	10
Length mm 75	(30+45)	**829930457**	**829930459**	1	10	10
	(35+40)	**829935407**	**829935409**	1	10	10
Length mm 80	(30+50)	**829930507**	**829930509**	1	10	10
	(35+45)	**829935457**	**829935459**	1	10	10
	(40+40)	**829940407**	**829940409**	1	10	10
Length mm 85	(30+55)	**829930557**	**829930559**	1	10	10
	(35+50)	**829935507**	**829935509**	1	10	10
	(40+45)	**829940457**	**829940459**	1	10	10
Length mm 90	(30+60)	-	**829930609**	1	10	10
	(40+50)	**829940507**	**829940509**	1	10	10
	(45+45)	**829945457**	**829945459**	1	10	10
Length mm 95	(30+65)	-	**829930659**	1	-	1
	(40+55)	**829940557**	**829940559**	1	-	1
Length mm 100	(30+70)	-	**829930709**	1	-	1
	(40+60)	**829940607**	**829940609**	1	-	1
	(50+50)	**829950507**	**829950509**	1	-	1
Length mm 105	(30+75)	**829930757**	**829930759**	1	-	1
Length mm 110	(30+80)	-	**829930809**	1	-	1
	(50+60)	**829950607**	**829950609**	1	-	1

F5



F5 European SINGLE-PROFILE cylinder with internal round grip knob.
Screw mm 65.

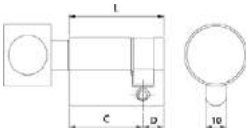

L	C + D	BRASS	NICKEL	Code	Single package	Multiple package	Min. ord.
Length mm 40	(Knob 30+10)	-	**828930109**		1	-	1
Length mm 45	(Knob 35+10)	**828935107**	**828935109**		1	-	1
Length mm 50	(Knob 40+10)	**828940107**	**828940109**		1	-	1



F5 European DOUBLE-PROFILE cylinder with internal round grip knob and 5-pin big external key. 30° DIN cam.
3 KEYS. Screw mm 65. (Key blank code: 020259).

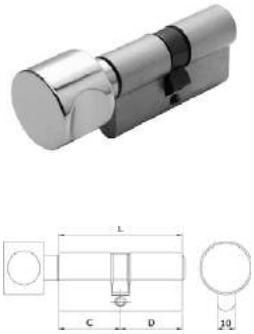

L	C + D	BRASS	NICKEL	Code	Single package	Multiple package	Min. ord.
Length mm 56	(Knob 28+28)	**828928287**	**828928289**		1	10	10
Length mm 60	(Knob 30+30)	**828930307**	**828930309**		1	10	10
Length mm 61	(Knob 28+33)	**828928337**	**828928339**		1	10	10
	(Knob 33+28)	**828933287**	**828933289**		1	10	10
Length mm 65	(Knob 30+35)	**828930357**	**828930359**		1	10	10
	(Knob 35+30)	**828935307**	**828935309**		1	10	10
Length mm 70	(Knob 30+40)	**828930407**	**828930409**		1	10	10
	(Knob 35+35)	**828935357**	**828935359**		1	10	10
	(Knob 40+30)	**828940307**	**828940309**		1	10	10
Length mm 75	(Knob 30+45)	**828930457**	**828930459**		1	10	10
	(Knob 45+30)	-	**828945309**		1	10	10
Length mm 80	(Knob 35+45)	**828935457**	**828935459**		1	10	10
	(Knob 40+40)	**828940407**	**828940409**		1	10	10
	(Knob 45+35)	-	**828945359**		1	10	10
Length mm 90	(Knob 30+60)	**828930607**	**828930609**		1	10	10
	(Knob 40+50)	**828940507**	**828940509**		1	10	10
	(Knob 45+45)	**828945457**	**828945459**		1	10	10
	(Knob 50+40)	**828950407**	**828950409**		1	10	10
	(Knob 60+30)	**828960307**	**828960309**		1	10	10
Length mm 100	(Knob 60+40)	**828960407**	**828960409**		1	-	1
Length mm 105	(Knob 50+55)	**828950557**	**828950559**		1	-	1
	(Knob 60+45)	**828960457**	**828960459**		1	-	1
Length mm 110	(Knob 50+60)	**828950607**	**828950609**		1	-	1
	(Knob 60+50)	**828960507**	**828960509**		1	-	1
	(Knob 80+30)	**828980307**	**828980309**		1	-	1
Length mm 120	(Knob 80+40)	**828980407**	**828980409**		1	-	1

F5



F5 European SINGLE-PROFILE cylinder with internal flat knob.
Screw mm 65.

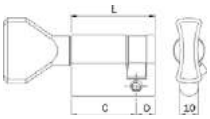

L	C + D	BRASS	NICKEL	Code	Single package	Multiple package	Min. ord.
Length mm 40	(Knob 30+10)	**825930107**	**825930109**		1	-	1
Length mm 45	(Knob 35+10)	**825935107**	**825935109**		1	-	1
Length mm 50	(Knob 40+10)	**825940107**	**825940109**		1	-	1

F5 European DOUBLE-PROFILE cylinder with internal flat knob and 5-pin big external key. 30° DIN cam.
3 KEYS. Screw mm 65. (Key blank code: 020259).



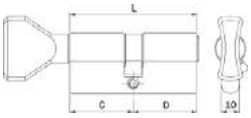

L	C + D	BRASS	NICKEL	Code	Single package	Multiple package	Min. ord.
Length mm 56	(Knob 28+28)	**825928287**	**825928289**		1	10	10
Length mm 60	(Knob 30+30)	**825930307**	**825930309**		1	10	10
Length mm 61	(Knob 28+33)	**825928337**	**825928339**		1	10	10
	(Knob 33+28)	**825933287**	**825933289**		1	10	10
Length mm 65	(Knob 30+35)	**825930357**	**825930359**		1	10	10
	(Knob 35+30)	**825935307**	**825935309**		1	10	10
Length mm 70	(Knob 30+40)	**825930407**	**825930409**		1	10	10
	(Knob 35+35)	**825935357**	**825935359**		1	10	10
	(Knob 40+30)	**825940307**	**825940309**		1	10	10
Length mm 75	(Knob 30+45)	**825930457**	**825930459**		1	10	10
	(Knob 45+30)	**825945307**	**825945309**		1	10	10
Length mm 80	(Knob 35+45)	**825935457**	**825935459**		1	10	10
	(Knob 40+40)	**825940407**	**825940409**		1	10	10
	(Knob 45+35)	**825945357**	**825945359**		1	10	10
Length mm 90	(Knob 30+60)	**825930607**	**825930609**		1	10	10
	(Knob 40+50)	**825940507**	**825940509**		1	10	10
	(Knob 45+45)	**825945457**	**825945459**		1	10	10
	(Knob 50+40)	**825950407**	**825950409**		1	10	10
	(Knob 60+30)	**825960307**	**825960309**		1	10	10
Length mm 100	(Knob 60+40)	**825960407**	**825960409**		1	-	1
Length mm 105	(Knob 50+55)	**825950557**	**825950559**		1	-	1
	(Knob 60+45)	**825960457**	**825960459**		1	-	1
Length mm 110	(Knob 50+60)	**825950607**	**825950609**		1	-	1
	(Knob 60+50)	**825960507**	**825960509**		1	-	1
Length mm 120	(Knob 80+40)	**825980407**	**825980409**		1	-	1

F5





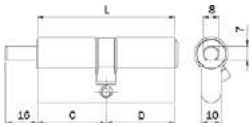

F5 European PROFILE cylinder with Ø 8X16 SHAFT prearranged for internal knob.
5-pin external key. 30° DIN cam.
3 KEYS. Screw mm 65. (Key blank code: 020259).

L	C + D	Code BRASS	Code NICKEL	Single package	Multiple package	Min. ord.
Length mm 56	(Knob 28+28)	**826928287**	**826928269**	1	10	10
Length mm 60	(Knob 30+30)	**826930307**	**826930309**	1	10	10
Length mm 61	(Knob 28+33)	**826928337**	**826928339**	1	10	10
	(Knob 33+28)	**826933287**	**826933289**	1	10	10
Length mm 65	(Knob 30+35)	**826930357**	**826930359**	1	10	10
	(Knob 35+30)	**826935307**	**826935309**	1	10	10
Length mm 70	(Knob 30+40)	**826930407**	**826930409**	1	10	10
	(Knob 35+35)	**826935357**	**826935359**	1	10	10
	(Knob 40+30)	**826940307**	**826940309**	1	10	10
Length mm 75	(Knob 30+45)	**-**	**826930459**	1	10	10
	(Knob 45+30)	**826945307**	**826945309**	1	10	10
Length mm 80	(Knob 35+45)	**826935457**	**826935459**	1	10	10
	(Knob 40+40)	**826940407**	**826940409**	1	10	10
	(Knob 45+35)	**826945357**	**826945359**	1	10	10
Length mm 90	(Knob 30+60)	**826930607**	**826930609**	1	10	10
	(Knob 40+50)	**826940507**	**826940509**	1	10	10
	(Knob 45+45)	**826945457**	**826945459**	1	10	10
	(Knob 50+40)	**826950407**	**826950409**	1	10	10
	(Knob 60+30)	**826960307**	**826960309**	1	10	10
Length mm 100	(Knob 60+40)	**826960407**	**826960409**	1	-	1
Length mm 105	(Knob 50+55)	**826950557**	**826950559**	1	-	1
	(Knob 60+45)	**826960457**	**826960459**	1	-	1
Length mm 110	(Knob 50+60)	**826950607**	**826950609**	1	-	1
	(Knob 60+50)	**826960507**	**826960509**	1	-	1
	(Knob 80+30)	**826980307**	**826980309**	1	-	1
Length mm 120	(Knob 80+40)	**826980407**	**826980409**	1	-	1



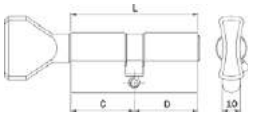

F5 European PROFILE cylinder with flat internal knob
and external emergency cut for W.C. doors.
Straight DIN cam. Screw mm 65.

L	C + D	Code BRASS	Code NICKEL	Single package	Multiple package	Min. ord.
Length mm 56	(Knob 28+28)	**-**	**825228269**	1	10	10
Length mm 60	(Knob 30+30)	**825230307**	**825230309**	1	10	10
Length mm 70	(Knob 35+35)	**825235357**	**825235359**	1	10	10

F5





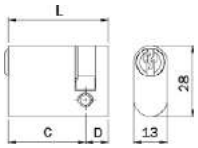

F5 SMALL SINGLE-PROFILE OVAL cylinder, 5-pin small key.
3 KEYS. Screw mm 65. (Key blank code: 020159).

L C + D	Code	BRASS	Single package	Multiple package	Min. ord.
Length mm 36 (27+9)	**830027097**		1	10	10

F5 SMALL SINGLE-PROFILE OVAL cylinder, 5-pin small key. Polished nickel-plated brass.
3 KEYS. Screw mm 65. (Key blank code: 020159).

L C + D	Code	NICKEL	Single package	Multiple package	Min. ord.
Length mm 36 (27+9)	**830027093**		1	10	10





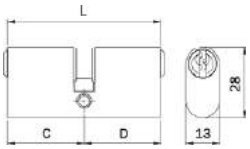

F5 SMALL DOUBLE-PROFILE OVAL cylinder, 5-pin small key.
3 KEYS. Screw mm 65. (Key blank code: 020159).

L C + D	Code	BRASS	Single package	Multiple package	Min. ord.
Length mm 42 (21+21) 3-pin small key 020139	**830021217**		1	10	10
Length mm 54 (27+27)	**830027277**		1	10	10
Length mm 60 (27+33)	**830027337**		1	10	10
Length mm 67 (27+40)	**830027407**		1	10	10
Length mm 60 (30+30)	**830030307**		1	10	10
Length mm 70 (30+40)	**830030407**		1	10	10
Length mm 66 (33+33)	**830033337**		1	10	10
Length mm 73 (33+40)	**830033407**		1	10	10

F5 SMALL DOUBLE-PROFILE OVAL cylinder, 5-pin small key.
3 KEYS. Screw mm 65. (Key blank code: 020159).
Packed in nylon bags for industrial use.

L C + D	Code	BRASS	Single package	Multiple package	Min. ord.
Length mm 54 (27+27)	**83002727H**		1	10	10
Length mm 60 (27+33)	**83002733H**		1	10	10
Length mm 67 (27+40)	**83002740H**		1	10	10
Length mm 60 (30+30)	**83003030H**		1	10	10
Length mm 70 (30+40)	**83003040H**		1	10	10
Length mm 66 (33+33)	**83003333H**		1	10	10

F5





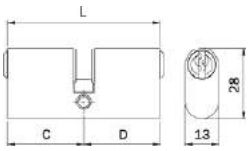

F5 SMALL DOUBLE PROFILE OVA**L** cylinder, market, 5-pin small key.
Polished nickel-plated brass.
3 KEYS. Screw mm 65. (Key blank code: 020159).

L C + D	Code NICKEL	Single package	Multiple package	Min. ord.
Length mm 42 (21+21) 3 pin small key 020139	**830021213**	1	10	10
Length mm 54 (27+27)	**830027273**	1	10	10
Length mm 60 (27+33)	**830027333**	1	10	10
Length mm 67 (27+40)	**830027403**	1	10	10
Length mm 60 (30+30)	**830030303**	1	10	10
Length mm 70 (30+40)	**830030403**	1	10	10
Length mm 66 (33+33)	**830033333**	1	10	10
Length mm 73 (33+40)	**830033403**	1	10	10





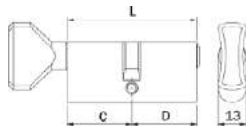

F5 SMALL SINGLE-PROFILE OVAL cylinder with internal flat knob
and 5-pin small external key.
3 KEYS. Screw mm 65. (Key blank code: 020159).

L C + D	Code BRASS	Single package	Multiple package	Min. ord.
Length mm 54 (27+27)	**835027277**	1	10	10
Length mm 60 (27+33)	**835027337**	1	10	10
Length mm 67 (27+40)	**835027407**	1	10	10

F5 SMALL SINGLE-PROFILE OVAL cylinder with internal flat knob
and 5-pin small external key. Polished nickel-plated brass.
3 KEYS. Screw mm 65. (Key blank code: 020159).

L C + D	Code NICKEL	Single package	Multiple package	Min. ord.
Length mm 54 (27+27)	**835027273**	1	10	10
Length mm 60 (27+33)	**835027333**	1	10	10
Length mm 67 (27+40)	**835027403**	1	10	10

F5



F5 DOUBLE-PROFILE round multifaceted cylinder **Ø 22**, 5-pin small key.
3 KEYS. (Key blank code: 020159).



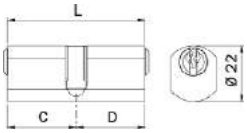

L C + D	Code	Single package	Multiple package	Min. ord.
	BRASS			
Length mm 54 (27+27)	**840027277**	1	10	10
Length mm 60 (27+33)	**840027337**	1	10	10
Length mm 70 (30+40)	**840030407**	1	10	10
Length mm 66 (33+33)	**840033337**	1	10	10
Length mm 80 (40+40)	**840040407**	1	10	10



F5 DOUBLE-PROFILE round multifaceted cylinder **Ø 26**, 5-pin big key.
3 KEYS. (Key blank code: 020159).



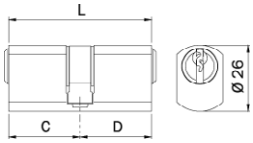

L C + D	Code	Single package	Multiple package	Min. ord.
	BRASS			
Length mm 56 (28+28).	**842028287**	1	10	10

F5

	Code	Single package	Multiple package	Min. ord.
F5 **EXTERNAL RIM** cylinder to be applied on doors with a max thickness of 85 mm. **To be used with rim locks without external cylinder.** 5-pin big key.				
Plate and screws for inside fixing. **3 KEYS**. (Key blank code: 020259).	BRASS **850007**	1	10	10
Packed in nylon bags for industrial use.	BRASS **850007H**	1	10	10



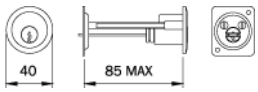



	Code	Single package	Multiple package	Min. ord.
Pair composed of F5 **INTERNAL** cylinder to be applied to the lock and **EXTERNAL RIM** F5 cylinder to be applied on doors with a max thickness of mm 85. To be used with electric locks with throws 531* series. 5-pin big key. Plate and screws for inside fixing. **3 KEYS**. (Key blank code: 020259). (For series 5310-5312-5314)	BRASS **851027**	1	10	10

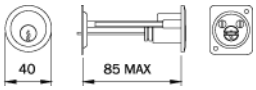

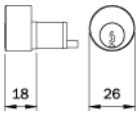

F5



	Code		Single package	Multiple package	Min. ord.
F5 **FIXED EXTERNAL** cylinder Ø 26. To be used with rim locks.					
5-pin big key. **Ø 26** tube and fixing screws.					
3 KEYS. (Key blank code: 020259).		BRASS			
for doors with max. thickness mm 35		**852357**	1	10	10
for doors with max. thickness mm 40		**852407**	1	10	10
for doors with max. thickness mm 45		**852457**	1	10	10
for doors with max. thickness mm 50		**852507**	1	10	10
for doors with max. thickness mm 60		**852607**	1	10	10
for doors with max. thickness mm 70		**852707**	1	10	10

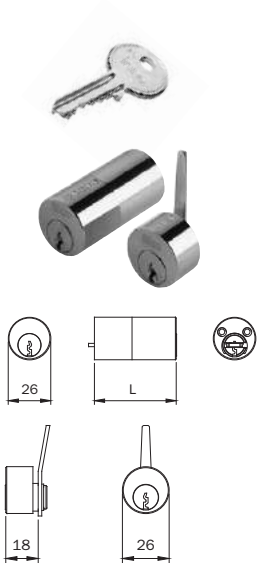

Pair composed of F5 cylinder TO BE APPLIED to the lock and F5					
EXTERNAL FIXED cylinder **Ø 26** for doors with max thickness mm 50.					
To be used with electric locks 500*-505* series.					
5-pin big key. Tube Ø 26 and fixing screws.		BRASS			
3 KEYS. (Key blank code: 020259)		**853507**	1	10	10

F5

	Code	Single package	Multiple package	Min. ord.
Pair composed of F5 **INTERNAL** cylinder to be applied to the lock and F5 **EXTERNAL FIXED CYLINDER Ø 26. To be used with rim locks Portoncino and electric locks with latchbolt only.** 5-pin big key. Tube Ø 26 and fixing screws. **3 KEYS**. (Key blank code: 020259). (For series 431-432-435-436-437-438-450-451-452-481-482-485-486-491-492-493-494-495-496 4250-4210-5950-4910-4350-5200-5203-5204-5205-5220-5224-5250-5253-5255)				
BRASS				
for doors with max thickness mm 45	**854457**	1	10	10
for doors with max thickness mm 50	**854507**	1	10	10
for doors with max thickness mm 70	**854707**	1	10	10

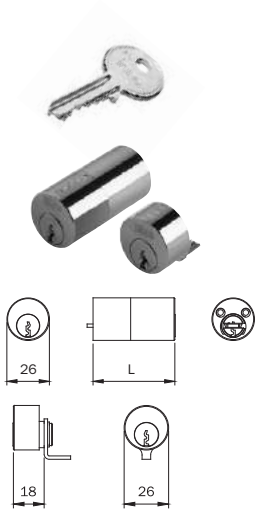

	Code	Single package	Multiple package	Min. ord.
Pair composed of F5 **INTERNAL** cylinder to be applied to the lock and F5 **EXTERNAL FIXED CYLINDER Ø 26** for doors with max thickness mm 50. **To be used with electric locks with throws 531**** series.** 5-pin big key. Tube Ø 26 and fixing screws. **3 KEYS**. (Key blank code: 020259).				
BRASS				
(For series 5300-5302-5304-5305-5350-5352)	**858507**	1	10	10

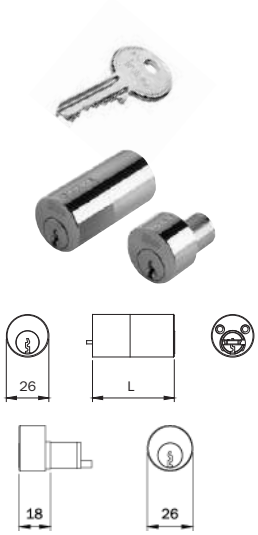

	Code	Single package	Multiple package	Min. ord.
Extension piece kit for external fixed cylinder in brass Ø 26 mm.	**003020**	1	10	10

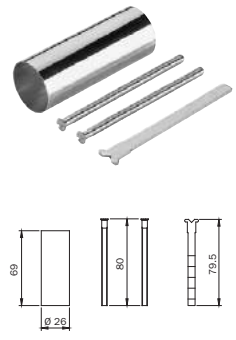

SWISSDOOR
DØRTEKNIK FOR PROFESSIONELLE

Cyilinders

Pump cylinders
Cross-key cylinders
Key and accessories

Pump cylinders







EXTERNAL PUMP cylinder. Body in nickel-plated zamak. Anti-drill pin.
Anti-break tube in carbonitrided steel, painted.
3 KEYS. Screws. For locks 901-903-910-911-913-915 series

	Code	Single package	Multiple package	Min. ord.
	NICKEL			
L mm 32	**990019**	1	-	1
L mm 42	**990010**	1	-	1
L mm 52	**990011**	1	-	1
L mm 62	**990012**	1	-	1
L mm 72	**990013**	1	-	1
L mm 82	**990014**	1	-	1







Pair **INTERNAL AND EXTERNAL PUMP** cylinders. Internal cylinder body in nickel-plated brass, external cylinder body in nickel-plated zamak.
Anti-drill pin. Anti-break tube in carbonitrided steel, painted.
3 KEYS. Screws. For locks 901-903-910-911-913-915 series

	Code	Single package	Multiple package	Min. ord.
	NICKEL			
L mm 32	**990029**	1	-	1
L mm 42	**990020**	1	-	1
L mm 52	**990021**	1	-	1
L mm 62	**990022**	1	-	1
L mm 72	**990023**	1	-	1
L mm 82	**990024**	1	-	1



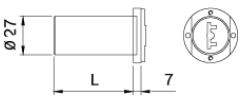

Cross-key cylinders





	Code	Single package	Multiple package	Min. ord.
CROSS-KEY cylinder **ASSEMBLED** on zamak support. **3 KEYS** mm 78. Two nylon key guides. To be used with open-case locks for aluminium frames 78* series.	**990875**	1	10	10
CROSS-KEY cylinder **ASSEMBLED** on zamak support. **2 KEYS** mm 78. **Groups of 10 keyed-alike cylinders.** Two nylon key guides. To be used with open-case locks for aluminium frames 78* series.	**990875..Y**	1	-	1
CROSS-KEY cylinder **ASSEMBLED** on zamak support. **2 KEYS** mm 78**. Keyed-alike fixed coding.** Two nylon key guides. To be used with open-case locks for aluminium frames 78* series.				
keyed-alike fixed coding 01799	**990875..Y1**	1	-	1
keyed-alike fixed coding 00923	**990875..Y2**	1	-	1
keyed-alike fixed coding 00484	**990875..Y3**	1	-	1
keyed-alike fixed coding 01196	**990875..Y4**	1	-	1
keyed-alike fixed coding 02161	**990875..Y5**	1	-	1

For locks series:
781-782-783-7811-7812
7813-7814-7831-7832
7833-7834-7820-785*
787*-7817-7818-7838

CROSS-KEY cylinder assembled zamak support. **3 KEYS** mm 100. Two nylon key guides. To be used with open-case locks for aluminium frames 78* series.	**990890**	1	10	10
CROSS-KEY cylinder **ASSEMBLED** on zamak support. **3 KEYS** mm 100. **Groups of 10 keyed-alike cylinders.** Two nylon key guides. To be used with open-case locks for aluminium frames 78* series.	**990890..Y**	1	-	10





CROSS-KEY cylinder **70** in brass. 6 pins.
Pins and drivers in stainless steel.

3 KEYS code 91.01.75, mm 75	**70.00.75**	12	-	12
3 KEYS code 91.01.75, mm 90	**70.00.90**	12	-	12
3 KEYS code 91.01.75, mm 105	**70.00.10**	12	-	12
2 KEYS code 91.01.75, mm 75	**70.08.75**	12	-	12
1 KEY KA code 91.01.75, mm 75	**70.10.75**	12	-	12
1 KEY KA code 91.01.75, mm 90	**70.10.90**	12	-	12
1 KEY KA code 91.01.75, mm 105	**70.10.10**	12	-	12

Cross-key cylinders

	Code	Confezione singola	Confezione multipla	Min. ord.
 	**CROSS-KEY** cylinder **70P** in brass. 6 pins. Pins and drivers in stainless steel.			
3 KEYS code 91.01.75, mm 75	**70.01.75**	12	-	12
3 KEYS code 91.01.75, mm 90	**70.01.90**	12	-	12
2 KEYS code 91.01.75, mm 75	**70.19.75**	12	-	12
1 KEY KA code 91.01.75, mm 75	**70.11.75**	12	-	12
1 KEY KA code 91.01.75, mm 90	**70.11.90**	12	-	12
 	**CROSS-KEY** cylinder **70U** in brass. 6 pins. Pins and drivers in stainless steel.			
3 KEYS code 91.01.75, mm 75	**70.38.75**	12	-	12
3 KEYS code 91.01.75, mm 90	**70.38.90**	12	-	12
3 KEYS code 91.01.75, mm 105	**70.38.10**	12	-	12
2 KEYS code 91.01.75, mm 75	**70.04.75**	12	-	12
1 KEY KA code 91.01.75, mm 75	**70.39.75**	12	-	12
1 KEY KA code 91.01.75, mm 90	**70.39.90**	12	-	12
 	**CROSS-KEY** cylinder **71** in brass. 6 pins. Pins and drivers in stainless steel.			
3 KEYS code 91.01.75, mm 75	**71.38.75**	12	-	12
2 KEYS code 91.01.75, mm 75	**71.04.75**	12	-	12
1 KEY KA code 91.01.75, mm 75	**71.39.75***	12	-	12

***for KA key group please see page 1-92**

Cross-key cylinders

	Code	Confezione singola	Confezione multipla	Min. ord.
 **CROSS-KEY** cylinder **70C** in brass. 6 pins. Pins and drivers in stainless steel. 3 KEYS code 91.01.75, mm 75	**70.09.75**	12	-	12
				
 **CROSS-KEY** cylinder **80** in zamak. 6 pins. Pins and drivers in stainless steel. 3 KEYS code 91.01.75, mm 75	**80.00.75**	12	-	12
1 KEY KA code 91.01.75, mm 75	**80.10.75**	12	-	12
				

Key ALIKE group management for cross-key cylinder

Add the letter identifyng the KA group to the product code.

A = 12 KA
B = 24 KA
C = 36 KA
D = 48 KA
E = 60 KA
F = 72 KA
G = 84 KA
H = 96 KA
I = 108 KA
L = 120 KA

Example: 903.34.16 C = 1 group of 36 locks key alike with one key per lock.

Keys

		Code	Single package	Multiple package	Min. ord.
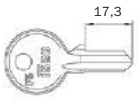	Nickel-plated brass **F5 key blank, 3 pins,** with ISEO profile; **small right-hand profile** for oval cylinder 83002121 series	**020139**	100	-	100
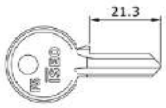	Nickel-plated brass **F5 key blank, 4 pins,** with ISEO profile; **small right-hand profile** for locks 100-101-102-103-106-107-108 series and padlock mm 30 KA or SA	**020149**	100	-	100
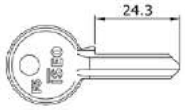	Nickel-plated brass **F5 key blank, 5 pins,** with ISEO profile; **small right-hand profile** for cylinders 8300-8350-8400 and padlock mm 40	**020159**	100	-	100
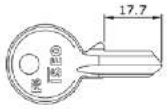	Nickel-plated brass **F5 key blank, 3 pins,** with ISEO profile; **big right-hand profile** for cylinders 82**2121* series	**020239**	100	-	100
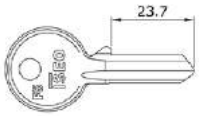	Nickel-plated brass **F5 key blank, 4 pins,** with ISEO profile; **big right-hand profile** for cylinders 82**2525*-82**2530* series	**020249**	100	-	100
	Nickel-plated brass **F5 key blank, 4 pins,** with **UNIVERSAL PROFILE;** **big right-hand profile**	**0202491**	100	-	100
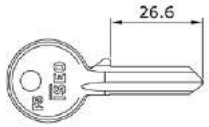	Nickel-plated brass **F5 key blank, 5 pins,** with ISEO profile; **big right-hand profile** for cylinders: 82*-845-846-850-851-852-853-854-856-857-858-8420*	**020259**	100	-	100
	Nickel-plated brass **F5 key blank, 5 pins,** with **UNIVERSAL PROFILE;** **big right-hand profile**, working length mm 26,6	**0202591**	100	-	100
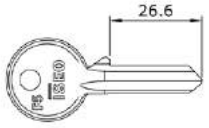	Nickel-plated brass **F5 key blank, 5 pins,** with **UNIVERSAL PROFILE;** **big left-hand profile**	**0203591**	100	-	100
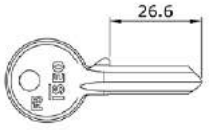	Nickel-plated brass **F5 key blank, 5 pins,** with **CENTRAL PROFILE;** **big right-hand profile** for locks 641-642	**020409**	100	-	100

Keys

	Code	Single package	Multiple package	Min. ord.
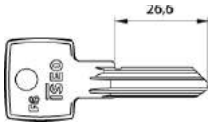 Nichel-plated brass **F6 - F6 Extra** key blank**, 6 pins** for cylinders 81*9, **vertical profile**,	**020609**	50	-	50
Nichel-plated brass **F6 - F6 Extra** key, **6 pins** for cylinders 81*9, ordered separately upon sample or through the ref. number, **vertical profile**	**020689**	1	-	1
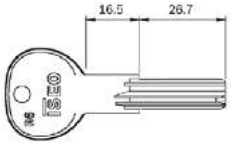 Nickel-plated brass key blank for flat-key cylinder **R6** series 88* , 6 pins	**020839**	50	-	50
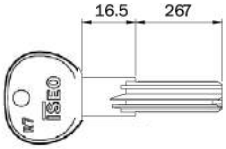 Nickel-plated brass flat key blank for **R7** cylinder	**020909**	50	-	50
Nickel-plated brass flat key for **R7** cylinder, to be ordered separately upon sample or through the ref. number.	**020989**	1	-	1
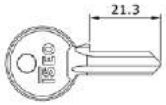 Nickel-plated brass, **key blank, 4 pins, small right-hand profile** for ADITUS series 30 mm**.**	**P00000149**	100	-	100
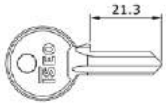 Nickel-plated brass, **key blank, 4 pins, small right-hand profile** for ADITUS series 40 mm.	**P00000159**	100	-	100
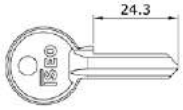 Nickel-plated brass, **key blank, 5 pins, big right-hand profile** for ADITUS series 50 - 60 - 70 mm.	**P00000259**	100	-	100
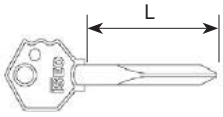 Nickel-plated steel key blank for CROSS-KEY CYLINDER profile 990 series,				
working length mm 48, 6 pins.	**020275**	30	-	30
working length mm 70, 6 pins.	**020290**	30	-	30
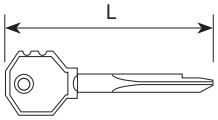 **Art. 91.** Nickel-plated steel key blank for CROSS-KEY CYLINDER profile for items 70/70 C/70 P/70 U/71/80				
6 pins, mm 75	**91.01.75**	100	-	100
6 pins, mm 90	**91.01.90**	100	-	100
6 pins, mm 105	**91.01.10**	100	-	100

Keys

	Code	Single package		Multiple package	Min. ord.
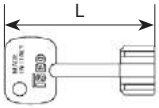					
Chrome-plated brass keyblank for PUMP CYLINDER 9900* series	**990001**	30	-		30
Chrome-plated brass key, machined upon sample, for PUMP CYLINDER	**990002**	1	-		1
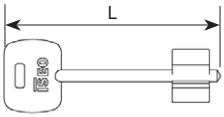					
Chrome-plated brass DOUBLE-BIT key blank.					
For locks 261-263-661-663-961*-963* series					
Length mm 79.	**990802**	10	-		10
Machined upon sample. Length mm 79.	**990803**	10	-		10
Length mm 100.	**990009**	10	-		10
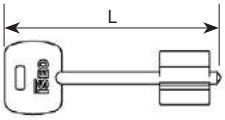					
Chrome-plated brass DOUBLE-BIT key blank.					
For locks 981-983-961-963 series					
Length mm 79.	**990800**	10	-		10
Length mm 100.	**990800.100**	10	-		10
Machined upon sample. Length mm 79.	**990801**	10	-		10
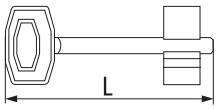					
Art. 31. Key blank DOUBLE-BIT, nickel-plated brass					
For locks 3130/3131 series					
Length mm 65.	**310065**	100	-		100
Length mm 80.	**310080**	100	-		100
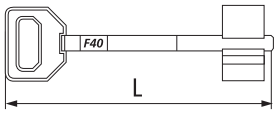					
Art. 40. Key blank DOUBLE-BIT, nickel-plated brass					
For locks 1120/1120P/220/223/440/443/3132/3133/3134/3134AB series					
Length mm 75.	**400075**	100	-		100
Length mm 95.	**400095**	100	-		100
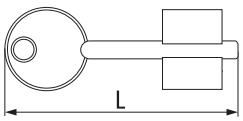					
Art. 34. Key blank DOUBLE-BIT, nickel-plated brass					
For locks 102/105/107 series					
Length mm 65.	**340065**	100	-		100
Length mm 90.	**340090**	100	-		100
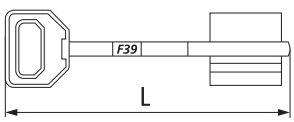					
Art. 39. Key blank DOUBLE-BIT, nickel-plated brass.					
For locks for armoured doors 800 series and 600 series,					
for rim locks 111/113/115 series					
Length mm 90.	**390090**	100	-		100
Length mm 105.	**390105**	100	-		100

Keys

	Code	Confezione singola	Confezione multipla	Min. ord.
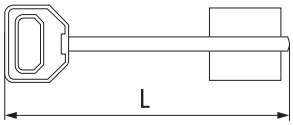 **Art. 38.** Key blank DOUBLE-BIT, nickel-plated brass. **For item 1120PV** **Only available for authorised centres.**				
Lunghezza mm 90.	**380190**	100	-	100
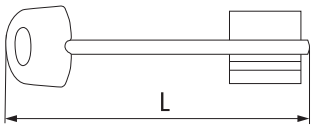 **Art. 50.** Key blank DOUBLE-BIT, nickel-plated brass. **600 D e DF series locks.**				
Lunghezza mm 95.	**500095**	100	-	100
Lunghezza mm 110.	**500110**	100	-	100
Plastic headed.	**51625608D0000**	100	-	100

Accessories

	Code	Single package	Multiple package	Min. ord.
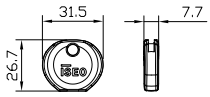 Rubber grip for **R7** keys.	**044180**	100	-	100
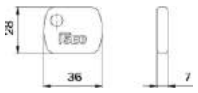 Nylon grip for double-bit keys and pump keys 990*** series.	**990000**	100	-	100
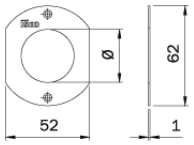 Brass flat ring nut for pump cylinder, cylinder hole Ø mm 27	**990084**	10	-	10
Brass ring nut for pump cylinder, anti-break tube hole Ø mm 33	**990086**	10	-	10
Nickel-plated brass ring nut for pump cylinder, anti-break tube hole Ø mm 33	**990083**	10	-	10
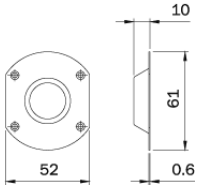 Brass concave ring nut for pump cylinder, cylinder hole Ø mm 27	**990090**	10	-	10
Brass convex ring nut for pump cylinder, cylinder hole Ø mm 27	**990090/C**	10	-	10
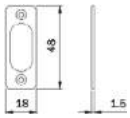 Escutcheon with oval cylinder hole. Stainless steel. For cylinders 83** series.	**042000**	100	-	100
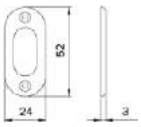 Escutcheon with oval cylinder hole. NYLON. For cylinders 83** series.	**042001**	100	-	100
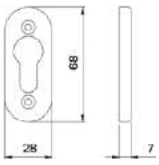 Escutcheon with European-profile cylinder hole. SILVER-ANODISED aluminium.	**042002**	100	-	100
Escutcheon with European-profile cylinder hole. GOLD-ANODISED aluminium.	**042003**	100	-	100
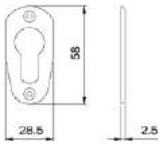 Escutcheon with European-profile cylinder drill. BRASS.	**042027**	100	-	100
Escutcheon with European-profile cylinder drill. NICKEL-PLATED BRASS.	**042029**	100	-	100
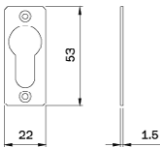 Escutcheon with European-profile cylinder hole. STAINLESS STEEL.	**042030**	100	-	100
Escutcheon with European-profile cylinder hole. NYLON.	**042040**	100	-	100

Accessories

	Code	Single package	Multiple package	Min. ord.
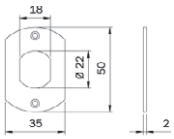				
Escutcheon for multi-faceted round cylinder hole Ø 22. ZINC-PLATED STEEL. For cylinders 8400 series.	**042005**	100	-	100
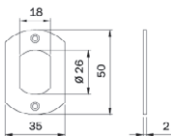				
Escutcheon for multi-faceted cylinder hole Ø26. ZINC-PLATED STEEL. For cylinders 8420 series.	**042006**	100	-	100
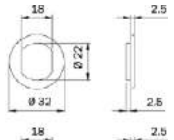				
Escutcheon for multi-faceted cylinder hole Ø 22. NYLON. For cylinders 8400 series	**042008**	100	-	100
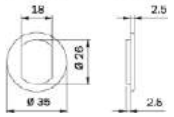				
Escutcheon for multi-faceted cylinder hole Ø 26. NYLON. For cylinders 8420 series	**042007**	100	-	100
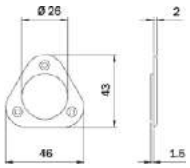				
Triangular escutcheon with round cylinder hole Ø 25. BRASS. For fixed cylinder 85* series	**042017**	100	-	100
				
Extension kit for external fixed brass cylinder Ø 26 mm	**003020**	1	10	10

Accessories

	Code	Single package	Multiple package	Min. ord.
 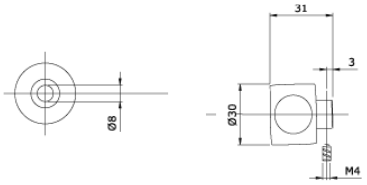				
ROUND GRIP KNOB 30 mm.				
For cylinders prearranged for knob. Fixing screw.				
POLISHED AND PAINTED BRASS FINISH	**044177**	1	10	10
SATIN NICKEL PLATED FINISH	**044179**	1	10	10
 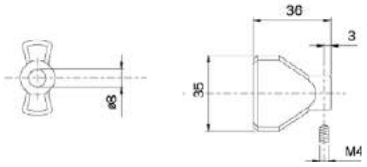				
FLAT KNOB 35 mm.				
For cylinders prearranged for knob. Fixing screw.				
POLISHED AND PAINTED BRASS FINISH	**044167**	1	10	10
SATIN NICKEL PLATED FINISH	**044169**	1	10	10
 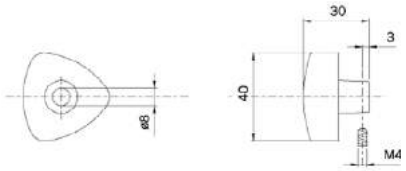				
TRIANGULAR KNOB 40 mm.				
For cylinders prearranged for knob. Fixing screw.				
POLISHED AND PAINTED BRASS FINISH	**044147**	1	10	10
SATIN NICKEL PLATED FINISH	**044149**	1	10	10
 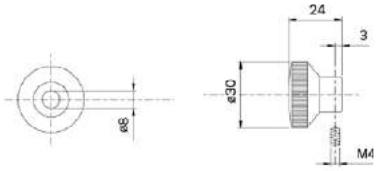				
ROUND KNOB Ø 30 mm.				
For cylinders prearranged for knob. Fixing screw.				
POLISHED AND PAINTED BRASS FINISH	**044117**	1	10	10
SATIN NICKEL PLATED FINISH	**044119**	1	10	10

Accessories



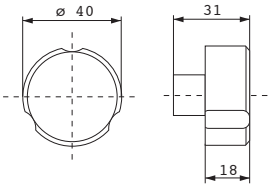

Knob for prearranged cylinder

	Code	Single package	Multiple package	Min. ord.
POLISHED BRASS VARNISHED	**529.17.0350.0001**	1	10	10
BLACK VARNISHED NICKEL	**529.17.0350.0101**	1	10	10
BRONZE PLATED	**529.17.0350.0201**	1	10	10
POLISHED CHROME	**529.17.0350.0301**	1	10	10
BLACK VARNISHED NICKEL	**529.17.0350.0401**	1	10	10



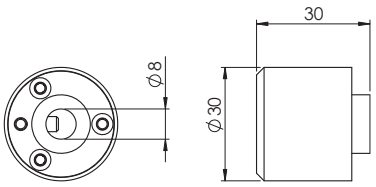

ANTI BARRICADE KNOB

	Code	Single package	Multiple package	Min. ord.
POLISHED BRASS VARNISHED	**044309**	1	10	10

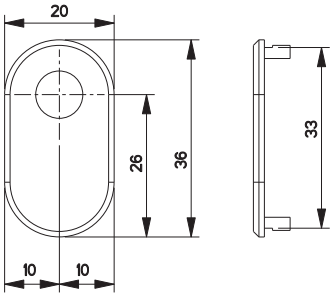

	Code	Single package	Multiple package	Min. ord.
Adapter for cylinder prearranged for knob	**541.26.0026.0000**	1	10	10

Accessories

	Code		Single package	Multiple package	Min. ord.
 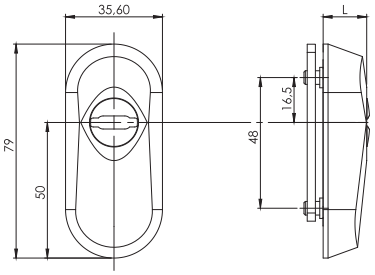					
IRON. ESCUTCHEON for European profile cylinder.					
TEMPERED steel.					
For projecting cylinders 4 mm to 11,2 mm.					
satin nickel plated - L= 16 mm	**98050204**	1	-	1	
black painted - L= 16 mm	**98050205**	1	-	1	
polished brass-plated - L= 16 mm	**98050206**	1	-	1	
For projecting cylinders 4 mm to 7,4 mm.					
satin nickel plated - L= 12 mm	**98050104**	1	-	1	
black painted - L= 12 mm	**98050105**	1	-	1	
polished brass-plated - L= 12 mm	**98050106**	1	-	1	
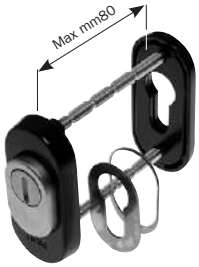 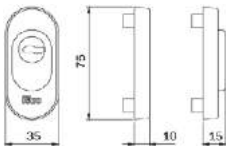					
MODULAR ESCUTCHEON for European profile cylinder					
for MULTIBLINDO AND BLINDO LOCKS, internal fixing. Internal and external escutcheons					
in **aluminium**. External plate and anti-drill device in carbonitrided steel.					
Plate spacer. Thicknesses. Anti-drill balls for screws protection. Screws.					
BLACK PAINTED	**040809**		1	-	1
MODULAR ESCUTCHEON for European profile cylinder					
for MULTIBLINDO AND BLINDO LOCKS, internal fixing. Internal and external escutcheons					
in **aluminium**. External plate and anti-drill device in carbonitrided steel.					
Plate spacer. Thicknesses. Anti-drill balls for screws protection. Screws.					
RAW ALUMINIUM	**040809G**		1	-	1
 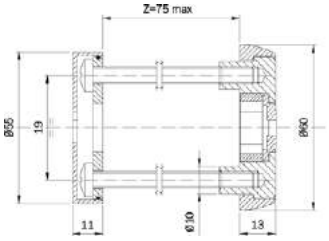 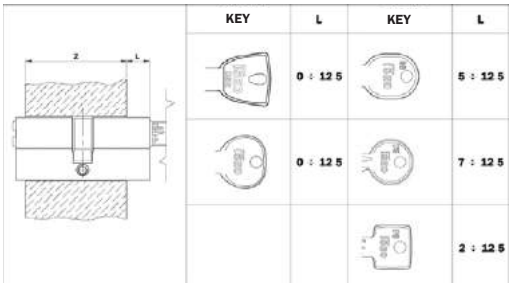					
ESCUTCHEON for European profile cylinder, inside fixing.					
CARBONITRIDED STEEL. External protective plate. External escutcheon.					
Anti-drill device. Disk spacer. Spacing ring. Internal plate.					
Internal escutcheon. Seal. Fixing screws.					
PAINTED BRASS-PLATED	**043030**		1	-	1

SWISSDOOR
DØRTEKNIK FOR PROFESSIONELLE

Padlocks

Iustus
Aditus
Clarus
Padlocks with combination

Iustus





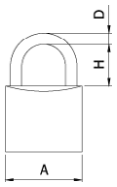

A	H	D
20	12	3
25	15	4
30	18	5
40	22	6
50	28	8
60	35	10
70	44	12

	Code	Single package	Multiple package	Min. ord.
Open shackle PADLOCK IUSTUS. **BODY MATERIAL: BRASS, mm 20.** Chrome-plated steel Ø 3. **SHACKLE CLEARANCE mm 12. 2 KEYS.**	**800207**	1	12	12
Open shackle PADLOCK IUSTUS. **BODY MATERIAL: BRASS, mm 25.** Chrome-plated steel shackle Ø 4. **SHACKLE CLEARANCE mm 15. 2 KEYS.**	**800257**	1	12	12
Open shackle PADLOCK IUSTUS. **BODY MATERIAL: BRASS, mm 25.** Chrome-plated steel shackle Ø 4. **SHACKLE CLEARANCE mm 15. 2 KEYS. ISEO CODING.**	**800257..K**	1	12	12
Open shackle PADLOCK IUSTUS. **BODY MATERIAL: BRASS, mm 25.** Chrome-plated steel shackle Ø 4. **SHACKLE CLEARANCE mm 15. 2 KEYS.**				
Fixed coding 061	**800257..K1**	1	12	12
Fixed coding 062	**800257..K2**	1	12	12
Fixed coding 063	**800257..K3**	1	12	12
Fixed coding 064	**800257..K4**	1	12	12
Fixed coding 065	**800257..K5**	1	12	12
Open shackle PADLOCK IUSTUS. **BODY MATERIAL: BRASS, mm 30.** Chrome-plated steel shackle Ø 5. **SHACKLE CLEARANCE mm 18. 2 KEYS.**	**800307**	1	12	12
Open shackle PADLOCK IUSTUS. **BODY MATERIAL: BRASS, mm 30.** Chrome-plated steel shackle Ø 5. **SHACKLE CLEARANCE mm 18. 2 KEYS. ISEO CODING**	**800307..K**	1	12	12
Open shackle PADLOCK IUSTUS. **BODY MATERIAL: BRASS, mm 30.** Chrome-plated steel shackle Ø 5. **SHACKLE CLEARANCE mm 18. 2 KEYS**				
Fixed coding 2141	**800307..K1**	1	12	12
Fixed coding 2222	**800307..K2**	1	12	12
Fixed coding 2243	**800307..K3**	1	12	12
Fixed coding 2164	**800307..K4**	1	12	12
Fixed coding 2185	**800307..K5**	1	12	12
Open shackle PADLOCK IUSTUS. **BODY MATERIAL: BRASS, mm 40.** Chrome-plated steel shackle Ø 6. **SHACKLE CLEARANCE mm 22. 2 KEYS.** Antipick disk.	**800407**	1	12	12
Open shackle PADLOCK IUSTUS. **BODY MATERIAL: BRASS, mm 40.** Chrome-plated steel shackle Ø 6. **SHACKLE CLEARANCE mm 22. 2 KEYS.** **ISEO CODING**. Antipick disk.	**800407..K**	1	12	12
Open shackle PADLOCK IUSTUS. **BODY MATERIAL: BRASS, mm 40.** Chrome-plated steel shackle Ø 6. **SHACKLE CLEARANCE mm 22. 2 KEYS.** Antipick disk.				
Fixed coding 3151	**800407..K1**	1	12	12
Fixed coding 3152	**800407..K2**	1	12	12
Fixed coding 3153	**800407..K3**	1	12	12
Fixed coding 3154	**800407..K4**	1	12	12
Fixed coding 3155	**800407..K5**	1	12	12

Iustus





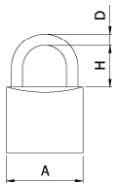

A	H	D
20	12	3
25	15	4
30	18	5
40	22	6
50	28	8
60	35	10
70	44	12

	Code	Single package	Multiple package	Min. ord.
Open shackle PADLOCK IUSTUS. **BODY MATERIAL: BRASS, mm 50.** Chrome-plated steel shackle Ø 8. **SHACKLE CLEARANCE mm 28. 2 KEYS.** (KEY BLANK CODE: 020259). Antipick disk.	**800507**	1	10	10
Open shackle PADLOCK IUSTUS. **BODY MATERIAL: BRASS, mm 50.** Chrome-plated steel shackle Ø 8. **SHACKLE CLEARANCE mm 28. 2 KEYS.** (Key blank code: 020259). **CODING ON REQUEST.** Antipick disk.	**800507..5**	1	-	-
Open shackle PADLOCK IUSTUS. **BODY MATERIAL: BRASS, mm 50.** Chrome-plated steel shackle Ø 8. **SHACKLE CLEARANCE mm 28. 2 KEYS.** (Key blank code: 020259). **ISEO CODING.** Antipick disk.	**800507..K**	1	10	10
Open shackle PADLOCK IUSTUS. **BODY MATERIAL: BRASS, mm 50.** Chrome-plated steel shackle Ø 8. **SHACKLE CLEARANCE mm 28. 2 KEYS.** (Key blank code: 020259). Antipick disk.				
Fixed coding LCE004031	**800507..K1**	1	10	10
Fixed coding LCE004032	**800507..K2**	1	10	10
Fixed coding LCE004063	**800507..K3**	1	10	10
Fixed coding LCE004084	**800507..K4**	1	10	10
Fixed coding LCE004135	**800507..K5**	1	10	10
Open shackle PADLOCK IUSTUS. **BODY MATERIAL: BRASS, mm 60.** Chrome-plated steel shackle Ø 10. **SHACKLE CLEARANCE mm 35. 2 KEYS.** (Key blank code: 020259). Antipick disk.	**800607**	1	10	10
Open shackle IUSTUS padlock. **BODY MATERIAL: BRASS, mm 60.** Chrome-plated steel shackle Ø 10. **SHACKLE CLEARANCE mm 35. 2 KEYS.** (Key blank code: 020259). **CODING ON REQUEST.** Antipick disk.	**800607..5**	1	-	-
Open shackle PADLOCK IUSTUS. **BODY MATERIAL: BRASS, mm 60.** Chrome-plated steel shackle Ø 10. **SHACKLE CLEARANCE mm 35. 2 KEYS.** (Key blank code: 020259). **ISEO CODING.** Antipick disk.	**800607..K**	1	10	10
Open shackle PADLOCK IUSTUS. **BODY MATERIAL: BRASS, mm 60.** Chrome-plated steel shackle Ø 10. **SHACKLE CLEARANCE mm 35. 2 KEYS.** (KEY BLANK CODE: 020259). Antipick disk.				
Fixed coding LCE005081	**800607..K1**	1	10	10
Fixed coding LCE005082	**800607..K2**	1	10	10
Fixed coding LCE005193	**800607..K3**	1	10	10
Fixed coding LCE005204	**800607..K4**	1	10	10
Fixed coding LCE005215	**800607..K5**	1	10	10
Open shackle PADLOCK IUSTUS. **BODY MATERIAL: BRASS, mm 70.** Chrome-plated steel shackle Ø 12. **SHACKLE CLEARANCE mm 44. 2 KEYS.** (KEY BLANK CODE: 020259). Antipick disk.	**800707**	1	10	10
Open shackle PADLOCK IUSTUS. **BODY MATERIAL: BRASS, mm 70.** Chrome-plated steel shackle Ø 12. **SHACKLE CLEARANCE mm 44. 2 KEYS.** (Key blank code: 020259). **CODING ON REQUEST.** Antipick disk.	**800707..5**	1	-	-

Iustus





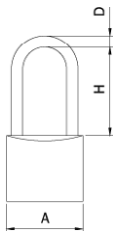

	A	H	D
25	25	25	4
30	30	46	5
31	30	67	5
40	40	47	6
41	40	67	6
50	50	50	8
51	50	67	8
52	50	90	8

	Code	Single package	Multiple package	Min. ord.
Open shackle PADLOCK IUSTUS. **BODY MATERIAL: BRASS, mm 70.** Chrome-plated steel shackle Ø 12. **SHACKLE CLEARANCE mm 44. 2 KEYS.** (Key blank code: 020259). **ISEO CODING.** Antipick disk.	**800707..K**	1	10	10
Open shackle PADLOCK IUSTUS. **BODY MATERIAL: BRASS, mm 70.** Chrome-plated steel shackle Ø 12. **SHACKLE CLEARANCE mm 44. 2 KEYS.** (KEY BLANK CODE: 020259). Antipick disk.				
Fixed coding LCE006061	**800707..K1**	1	10	10
Fixed coding LCE006062	**800707..K2**	1	10	10
Fixed coding LCE006103	**800707..K3**	1	10	10
Fixed coding LCE006104	**800707..K4**	1	10	10
Fixed coding LCE006105	**800707..K5**	1	10	10
Long shackle PADLOCK IUSTUS. **BODY MATERIAL: BRASS, mm 25.** Chrome-plated steel shackle Ø 4. **SHACKLE CLEARANCE mm 25. 2 KEYS.**	**802257**	1	12	12
Long shackle PADLOCK IUSTUS. **BODY MATERIAL: BRASS, mm 25.** Chrome-plated steel shackle Ø 4. **SHACKLE CLEARANCE mm 25. 2 KEYS. ISEO CODING.**	**802257..K**	1	12	12
Long shackle PADLOCK IUSTUS. **BODY MATERIAL: BRASS, mm 30.** Chrome-plated steel shackle Ø 5. **SHACKLE CLEARANCE mm 46. 2 KEYS.**	**802307**	1	12	12
Long shackle PADLOCK IUSTUS. **BODY MATERIAL: BRASS, mm 30.** Chrome-plated steel shackle Ø 5. **SHACKLE CLEARANCE mm 46. 2 KEYS. ISEO CODING.**	**802307..K**	1	12	12
Long shackle PADLOCK IUSTUS. **BODY MATERIAL: BRASS, mm 30.** Chrome-plated steel shackle Ø 5. **SHACKLE CLEARANCE mm 67. 2 KEYS.**	**802317**	1	12	12
Long shackle PADLOCK IUSTUS. **BODY MATERIAL: BRASS, mm 30.** Chrome-plated steel shackle Ø 5. **SHACKLE CLEARANCE mm 67. 2 KEYS. ISEO CODING.**	**802317..K**	1	12	12
Long shackle PADLOCK IUSTUS. **BODY MATERIAL: BRASS, mm 30.** Chrome-plated steel shackle Ø 5. **SHACKLE CLEARANCE mm 100. 2 KEYS.**	**802327**	1	12	12
Long shackle PADLOCK IUSTUS. **BODY MATERIAL: BRASS, mm 30.** Chrome-plated steel shackle Ø 5. **SHACKLE CLEARANCE mm 100. 2 KEYS. ISEO CODING.**	**802327..K**	1	12	12
Long shackle PADLOCK IUSTUS. **BODY MATERIAL: BRASS, mm 40.** Chrome-plated steel shackle Ø 6. **SHACKLE CLEARANCE mm 47. 2 KEYS.** Antipick disk.	**802407**	1	12	12
Long shackle PADLOCK IUSTUS. **BODY MATERIAL: BRASS, mm 40.** Chrome-plated steel shackle Ø 6. **SHACKLE CLEARANCE mm 47. 2 KEYS.** Antipick disk. **ISEO CODING.**	**802407..K**	1	12	12
Long shackle PADLOCK IUSTUS. **BODY MATERIAL: BRASS, mm 40.** Chrome-plated steel shackle Ø 6. **SHACKLE CLEARANCE mm 67. 2 KEYS.** Antipick disk.	**802417**	1	12	12
Long shackle PADLOCK IUSTUS. **BODY MATERIAL: BRASS, mm 40.** Chrome-plated steel shackle Ø 6. **SHACKLE CLEARANCE mm 67. 2 KEYS. ISEO CODING.** Antipick disk.	**802417..K**	1	12	12

Iustus



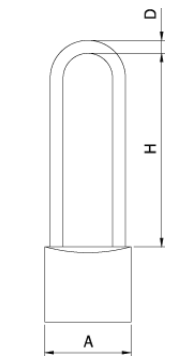

	A	H	D
32	30	100	5
42	40	90	6
50	50	50	8
51	50	67	8
53	50	152	8

	Code	Single package	Multiple package	Min. ord.
Long shackle PADLOCK IUSTUS. **BODY MATERIAL: BRASS, mm 40.** Chrome-plated steel shackle Ø 6. **SHACKLE CLEARANCE mm 90. 2 KEYS.** Antipick disk.	**802427**	1	12	12
Long shackle PADLOCK IUSTUS. **BODY MATERIAL: BRASS, mm 40.** Chrome-plated steel shackle Ø 6. **SHACKLE CLEARANCE mm 90. 2 KEYS. ISEO CODING.** Antipick disk.	**802427..K**	1	12	12
Long shackle PADLOCK IUSTUS. **BODY MATERIAL: BRASS, mm 50.** Chrome-plated steel. shackle Ø 8. **SHACKLE CLEARANCE mm 50. 2 KEYS.** (Key blank code: 020259). Antipick disk.	**802507**	1	10	10
Long shackle PADLOCK IUSTUS. **BODY MATERIAL: BRASS, mm 50.** Chrome-plated steel shackle Ø 8. **SHACKLE CLEARANCE mm 50. 2 KEYS** (Key blank code: 020259). **CODING ON REQUEST.** Antipick disk.	**802507..5**	1	-	-
Long shackle PADLOCK IUSTUS. **BODY MATERIAL: BRASS, mm 50.** Chrome-plated steel shackle Ø 8. **ISEO CODING. SHACKLE CLEARANCE mm 50. 2 KEYS.** (Key blank code: 020259). Antipick disk	**802507..K**	1	10	10
Long shackle PADLOCK IUSTUS. **BODY MATERIAL: BRASS, mm 50.** Chrome-plated steel shackle Ø 8. **SHACKLE CLEARANCE mm 67. 2 KEYS.** (Key blank code: 020259). Antipick disk.	**802517**	1	10	10
Long shackle PADLOCK IUSTUS. **BODY MATERIAL: BRASS, mm 50.** Chrome-plated steel shackle Ø 8. **SHACKLE CLEARANCE mm 67. 2 KEYS.** (Key blank code: 020259). **CODING ON REQUEST.** Antipick disk.	**802517..5**	1	-	-
Long shackle PADLOCK IUSTUS. **BODY MATERIAL: BRASS, mm 50.** Chrome-plated steel shackle Ø 8. **SHACKLE CLEARANCE mm 67. 2 KEYS.** (Key blank code: 020259). **ISEO CODING.** Antipick disk.	**802517..K**	1	10	10
Long shackle PADLOCK IUSTUS. **BODY MATERIAL: BRASS, mm 50.** Chrome-plated steel shackle Ø 8. **SHACKLE CLEARANCE mm 90. 2 KEYS.** (Key blank code: 020259). Antipick disk.	**802527**	1	10	10
Long shackle PADLOCK IUSTUS. **BODY MATERIAL: BRASS, mm 50.** Chrome-plated steel shackle Ø 8. **SHACKLE CLEARANCE mm 90. 2 KEYS.** (Key blank code: 020259). **CODING ON REQUEST.** Antipick disk.	**802527..5**	1	-	-
Long shackle PADLOCK IUSTUS. **BODY MATERIAL: BRASS, mm 50.** Chrome-plated steel shackle Ø 8. **SHACKLE CLEARANCE mm 90. 2 KEYS.** (Key blank code: 020259). **ISEO CODING.** Antipick disk.	**802527..K**	1	10	10
Long shackle PADLOCK IUSTUS. **BODY MATERIAL: BRASS, mm 50.** Chrome-plated steel shackle Ø 8. **SHACKLE CLEARANCE mm 152. 2 KEYS.** (Key blank code: 020259). Antipick disk.	**802537**	1	10	10
Long shackle PADLOCK IUSTUS. **BODY MATERIAL: BRASS, mm 50.** Chrome-plated steel shackle Ø 8. **SHACKLE CLEARANCE mm 152. 2 KEYS.** (Key blank code: 020259). **CODING ON REQUEST.** Antipick disk.	**802537..5**	1	-	-
Long shackle PADLOCK IUSTUS. **BODY MATERIAL: BRASS, mm 50.** Chrome-plated steel shackle Ø 8. **SHACKLE CLEARANCE mm 152. 2 KEYS.** (Key blank code: 020259). **ISEO CODING.** Antipick disk.	**802537..K**	1	10	10

Iustus

	Code	Single package	Multiple package	Min. ord.
 RECTANGULAR PADLOCK IUSTUS for gates. **BRASS BODY mm 70.** Shaft material: chrome-plated carbonitrided steel Ø 12, opening grip. Shaft ball-locking. **SHAFT CLEARANCE mm 20X15.** **2 KEYS.** (Key blank code: 020259)	**804707**	1	6	6
 RECTANGULAR PADLOCK IUSTUS for gates. **BRASS BODY mm 70.** Shaft material: chrome-plated carbonitrided steel Ø 12, opening grip. Shaft ball-locking. **SHAFT CLEARANCE mm 20X15.** **2 KEYS.** (Key blank code: 020259). **CODING ON REQUEST**.	**804707..5**	1	6	1
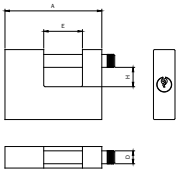 RECTANGULAR PADLOCK IUSTUS for gates. **BRASS BODY mm 70.** Shaft material: chrome-plated carbonitrided steel Ø 12, opening grip. Shaft ball-locking. **SHAFT CLEARANCE mm 20X15.** **2 KEYS.** (Key blank code: 020259). **ISEO CODING.**	**804707..K**	1	6	6
RECTANGULAR PADLOCK IUSTUS for gates. **BRASS BODY mm 90.** Shaft material: chrome-plated carbonitrided steel Ø 12, opening grip. Shaft ball-locking. **SHAFT CLEARANCE mm 36X18.** **2 KEYS.** (Key blank code: 020259).	**804907**	1	6	6
RECTANGULAR PADLOCK IUSTUS for gates. **BRASS BODY mm 90.** Shaft material: chrome-plated carbonitrided steel Ø 12, opening grip. Shaft ball-locking. **SHAFT CLEARANCE mm 36X18.** **2 KEYS.** (Key blank code: 020259). **CODING ON REQUEST**.	**804907..5**	1	6	1
RECTANGULAR PADLOCK IUSTUS for gates. **BRASS BODY mm 90.** Shaft material: chrome-plated carbonitrided steel Ø 12, opening grip. Shaft ball-locking. **SHAFT CLEARANCE mm 36X18.** **2 KEYS.** (Key blank code: 020259). **ISEO CODING.**	**804907..K**	1	6	6
 RECTANGULAR **ARMOURED** PADLOCK IUSTUS for gates. **BRASS BODY mm 90.** Armour material: chrome-plated, carbonitrided steel. Shaft material: chrome-plated carbonitrided steel Ø 12, opening grip. Shaft ball-locking. **SHAFT CLEARANCE mm 36X18. 2 KEYS.** (Key blank code: 020259).	**805909**	1	6	6
 RECTANGULAR **ARMOURED** PADLOCK IUSTUS for gates. **BRASS BODY mm 90.** Armour material: chrome-plated, carbonitrided steel. Shaft material: chrome-plated carbonitrided steel Ø 12, opening grip. Shaft ball-locking. **SHAFT CLEARANCE mm 36X18.** **2 KEYS.** (Key blank code: 020259). **CODING ON REQUEST**	**805909..5**	1	6	1
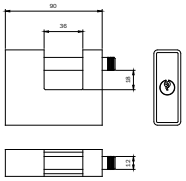 RECTANGULAR **ARMOURED** PADLOCK IUSTUS for gates. **BRASS BODY mm 90.** Armour material: chrome-plated, carbonitrided steel. Shaft material: chrome-plated carbonitrided steel Ø 12, opening grip. Shaft ball-locking. **SHAFT CLEARANCE mm 36X18. 2 KEYS.** (Key blank code: 020259). **ISEO CODING.**	**805909..K**	1	6	6

A	E	H	D
70	20	15	12
90	36	18	12

Iustus

	Code	Single package	Multiple package	Min. ord.
 				
RECTANGULAR padlock BOXER, **FULLY ARMOURED,** for gates. Body material: Zamak. Armour material: chrome-plated carbonitrided steel mm 90. It operates with European single-profile cylinder **F5** mm 40 (30+10), supplied with projecting cam art. 820930107. Stainless steel shaft Ø 12, opening grip. Shaft ball-locking. **SHAFT CLEARANCE mm 36X17,5.** When the padlock is open the armour can be removed to replace the cylinder. **3 KEYS.** (key blank code: 020259).	**809909**	1	-	1
RECTANGULAR padlock BOXER, **FULLY ARMOURED,** for gates. Body material: Zamak. Armour material: chrome-plated carbonitrided steel mm 90. It operates with European single-profile cylinder **F5** mm 40 (30+10), supplied with projecting cam art. 820930107. Stainless steel shaft Ø 12, opening grip. Shaft ball-locking. **SHAFT CLEARANCE mm 36X17,5.** When the padlock is open the armour can be removed to replace the cylinder. **3 KEYS.** (key blank code: 020259). **CODING ON REQUEST**.	**809909..5**	1	-	1
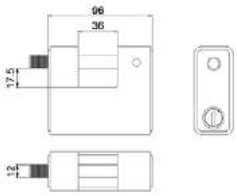				
RECTANGULAR padlock BOXER, **FULLY ARMOURED,** for gates. Body material: Zamak. Armour material: chrome-plated carbonitrided steel mm 90. It operates with European single-profile cylinder **F5** mm 40 (30+10), supplied with projecting cam art. 820930107. Stainless steel shaft Ø 12, opening grip. Shaft ball-locking. **SHAFT CLEARANCE mm 36X17,5.** When the padlock is open the armour can be removed to replace the cylinder. **3 KEYS.** (key blank code: 020259). **ISEO CODING.**	**809909..K**	1	-	1
				
RECTANGULAR padlock BOXER, **FULLY ARMOURED,** for gates. Body material: Zamak. Armour material: chrome-plated carbonitrided steel mm 90. It operates with European single-profile cylinder **F6** mm 40 (30+10), supplied with projecting cam art. 810930107. Stainless steel shaft Ø 12, opening grip. Shaft ball-locking. **SHAFT CLEARANCE mm 36X17,5.** When the padlock is open the armour can be removed to replace the cylinder. **3 KEYS.** (key blank code: 020609).	**809909..F6**	1	-	1
				
RECTANGULAR padlock BOXER, **FULLY ARMOURED,** for gates. Body material: Zamak. Armour material: chrome-plated carbonitrided steel mm 90. It operates with European single-profile cylinder **R6** mm 40 (30+10), supplied with off-center cam art. 880930109. Stainless steel shaft Ø 12, opening grip. Shaft ball-locking. **SHAFT CLEARANCE mm 36X17,5.** When the padlock is open the armour can be removed to replace the cylinder. **3 KEYS.** (key blank code: 020839).	**809909.R6**	1	-	1
RECTANGULAR padlock BOXER, **FULLY ARMOURED,** for gates. Body material: Zamak. Armour material: chrome-plated carbonitrided steel mm 90. It operates with European single-profile cylinder **R6,** mm 40 (30+10), supplied with projecting cam art. 880930109.8. Stainless steel shaft Ø 12, opening grip. Shaft ball-locking. **SHAFT CLEARANCE mm 36X17,5.** When the padlock is open the armour can be removed to replace the cylinder. **3 KEYS.** (key blank code: 020809). **CODING ON REQUEST.**	**809909.8R6**	1	-	1
RECTANGULAR padlock BOXER, **FULLY ARMOURED,** for gates. Body material: Zamak. Armour material: chrome-plated carbonitrided steel mm 90. It operates with European single-profile cylinder **R6** mm 40 (30+10), supplied with projecting cam art. 880930109. Stainless steel shaft Ø 12, opening grip. Shaft ball-locking. **SHAFT CLEARANCE mm 36X17,5.** When the padlock is open the armour can be removed to replace the cylinder. **3 KEYS.** (key blank code: 020809). **ISEO CODING.**	**809909..KR6**	1	-	1

Iustus

	Code	Single package	Multiple package	Min. ord.
 RECTANGULAR padlock BOXER, **FULLY ARMOURED,** for gates. Body material: Zamak. Armour material: chrome-plated carbonitrided steel mm 90. It operates with European single-profile cylinder **R7** mm 40 (30+10), supplied with projecting cam art.89R7030109. Stainless steel shaft Ø 12, opening grip. Shaft ball-locking. **SHAFT CLEARANCE mm 36X17,5.** When the padlock is open the armour can be removed to replace the cylinder. **3 KEYS.** (key blank code: 020909).	**809909..R7**	1	-	1
 RECTANGULAR padlock BOXER, **FULLY ARMOURED,** for gates. Body material: Zamak. Armour material: chrome-plated carbonitrided steel mm 90. It operates with European single-profile cylinder **R7** mm 40 (30+10), supplied with projecting cam art.89R7030109.8. Stainless steel shaft Ø 12, opening grip Shaft ball-locking. **SHAFT CLEARANCE mm 36X17,5.** When the padlock is open the armour can be removed to replace the cylinder. **3 KEYS.** (key blank code: 020909). **CODING ON REQUEST.**	**809909.8R7**	1	-	1
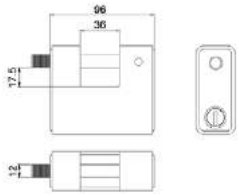 RECTANGULAR padlock BOXER, **FULLY ARMOURED,** for gates. Body material: Zamak. Armour material: chrome-plated carbonitrided steel mm 90. It operates with European single-profile cylinder **R7** mm 40 (30+10), supplied with projecting cam art.89R7030109.8. Stainless steel shaft Ø 12, opening grip. Shaft ball-locking. **SHAFT CLEARANCE mm 36X17,5.** When the padlock is open the armour removed to replace the cylinder. **3 KEYS.** (key blank code: 020909). **ISEO CODING.**	**809909.KR7**	1	-	1
 RECTANGULAR padlock BOXER, **FULLY ARMOURED,** for gates. Body material: Zamak. Armour material: chrome-plated carbonitrided steel mm 90. It operates with European single-profile cylinder mm 40 (30+10) projecting cam. Stainless steel shaft Ø 12, opening grip. Shaft ball-locking. **SHAFT CLEARANCE mm 36X17,5.** When the padlock is open the armour can be removed to replace the cylinder.	**809909I**	1	-	1

Aditus





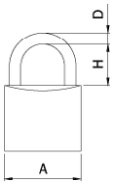

	A	H	D
P00020127	20	10	3,5
P00025157	25	15,5	4,2
P00025257	25	25	4,2
P00030167	30	16	5,1
P00030467	30	46	5,1
P00040217	40	23,9	5,1
P00040477	40	47	6,3
P00040707	40	70	6,3
P00050277	50	29,5	8,0
P00050507	50	50	8,0
P00060377	60	37,5	9,5
P00070427	70	41	11





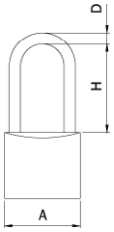

	Code	Single package	Multiple package	Min. ord.
Open-shackle PADLOCK ADITUS. **BODY: SATIN POLISHED BRASS mm 20.** Tempered and chrome-plated steel shackle Ø 3,5. **SHACKLE CLEARANCE mm 10. 2 KEYS**	**P00020127**	1	12	12
Open-shackle PADLOCK ADITUS. **BODY: SATIN POLISHED BRASS mm 20.** Tempered and chrome-plated steel shackle Ø 3,5. **SHACKLE CLEARANCE mm 10. 2 KEYS. ISEO CODING.**	**P00020127.K**	1	12	12
Open-shackle PADLOCK ADITUS. **BODY: SATIN POLISHED BRASS mm 25.** Tempered and chrome-plated steel shackle Ø 4,2. **SHACKLE CLEARANCE mm 15,5. 2 KEYS**	**P00025157**	1	12	12
Open-shackle PADLOCK ADITUS. **BODY: SATIN POLISHED BRASS mm 25.** Tempered and chrome-plated steel shackle Ø 4,2. **SHACKLE CLEARANCE mm 15,5. 2 KEYS ISEO CODING.**	**P00025157.K**	1	12	12
Open-shackle PADLOCK ADITUS. Body: satin polished brass mm 25. Tempered and chrome-plated steel shackle Ø 4,2. **SHACKLE CLEARANCE mm 25. 2 KEYS**	**P00025257**	1	12	12
Open-shackle PADLOCK ADITUS. **BODY: SATIN POLISHED BRASS mm 25.** Tempered and chrome-plated steel shackle Ø 4,2. **SHACKLE CLEARANCE mm 25. 2 KEYS. ISEO CODING.**	**P00025257.K**	1	12	12
Open-shackle PADLOCK ADITUS. **BODY: SATIN POLISHED BRASS mm 30.** Tempered and chrome-plated steel shackle Ø 5,1. **SHACKLE CLEARANCE mm 16. 2 KEYS**	**P00030167**	1	12	12
Open-shackle PADLOCK ADITUS. **BODY: SATIN POLISHED BRASS mm 30.** Tempered and chrome-plated steel shackle Ø 5,1. **SHACKLE CLEARANCE mm 16. 2 KEYS ISEO CODING.**	**P00030167.K**	1	12	12
Open-shackle PADLOCK ADITUS. **BODY: SATIN POLISHED BRASS mm 30.** Tempered and chrome-plated steel shackle Ø 5,1. **SHACKLE CLEARANCE mm 46. 2 KEYS**	**P00030467**	1	12	12
Open-shackle PADLOCK ADITUS. **BODY: SATIN POLISHED BRASS mm 30.** Tempered and chrome-plated steel shackle Ø 5,1. **SHACKLE CLEARANCE mm 46. 2 KEYS ISEO CODING.**	**P00030467.K**	1	12	12
Open-shackle PADLOCK ADITUS. **BODY: SATIN POLISHED BRASS mm 40.** Tempered and chrome-plated steel shackle Ø 6,3. **SHACKLE CLEARANCE mm 23,9. 2 KEYS**	**P00040217**	1	12	12
Open-shackle PADLOCK ADITUS. **BODY: SATIN POLISHED BRASS mm 40.** Tempered and chrome-plated steel shackle Ø 6,3. **SHACKLE CLEARANCE mm 23,9. 2 KEYS. ISEO CODING.**	**P00040217.K**	1	12	12

Aditus





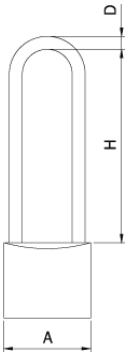

	A	H	D
P00020127	20	10	3,5
P00025157	25	15,5	4,2
P00025257	25	25	4,2
P00030167	30	16	5,1
P00030467	30	46	5,1
P00040217	40	23,9	5,1
P00040477	40	47	6,3
P00040707	40	70	6,3
P00050277	50	29,5	8,0
P00050507	50	50	8,0
P00060377	60	37,5	9,5
P00070427	70	41	11

	Code	Single package	Multiple package	Min. ord.
Open-shackle PADLOCK ADITUS. **BODY: SATIN POLISHED BRASS mm 40.** Tempered and chrome-plated steel shackle Ø 6,3. **SHACKLE CLEARANCE mm 47. 2 KEYS**	**P00040477**	1	12	12
Open-shackle PADLOCK ADITUS. **BODY: SATIN POLISHED BRASS mm 40.** Tempered and chrome-plated steel shackle Ø 6,3. **SHACKLE CLEARANCE mm 47. 2 KEYS. ISEO CODING.**	**P00040477.K**	1	12	12
Open-shackle PADLOCK ADITUS. **BODY: SATIN POLISHED BRASS mm 40.** Tempered and chrome-plated steel shackle Ø 6,3. **SHACKLE CLEARANCE mm 70. 2 KEYS**	**P00040707**	1	12	12
Open-shackle PADLOCK ADITUS. **BODY: SATIN POLISHED BRASS mm 50.** Tempered and chrome-plated steel shackle Ø 8. **SHACKLE CLEARANCE mm 29,5 2 KEYS.**	**P00050277**	1	6	6
Open-shackle PADLOCK ADITUS. **BODY: SATIN POLISHED BRASS mm 50.** Tempered and chrome-plated steel shackle Ø 8. **SHACKLE CLEARANCE mm 29,5. 2 KEYS. ISEO CODING.**	**P00050277.K**	1	6	6
Open-shackle PADLOCK ADITUS. **BODY: SATIN POLISHED BRASS mm 50.** Tempered and chrome-plated steel shackle Ø 8. **SHACKLE CLEARANCE mm 50. 2 KEYS.**	**P00050507**	1	6	6
Open-shackle PADLOCK ADITUS. **BODY: SATIN POLISHED BRASS mm 50.** Tempered and chrome-plated steel shackle Ø 8. **SHACKLE CLEARANCE mm 50. 2 KEYS. ISEO CODING.**	**P00050507.K**	1	6	6
Open-shackle PADLOCK ADITUS. **BODY: SATIN POLISHED BRASS mm 60.** Tempered and chrome-plated steel shackle Ø 9,5. **SHACKLE CLEARANCE mm 37,5. 2 KEYS.**	**P00060377**	1	6	6
Open-shackle PADLOCK ADITUS. **BODY: SATIN POLISHED BRASS mm 60.** Tempered and chrome-plated steel shackle Ø 9,5. **SHACKLE CLEARANCE mm 37,5. 2 KEYS. ISEO CODING.**	**P00060377.K**	1	6	6
Open-shackle PADLOCK ADITUS. **BODY: SATIN POLISHED BRASS mm 70.** Tempered and chrome-plated steel shackle Ø 11. **SHACKLE CLEARANCE mm 41. 2 KEYS.**	**P00070427**	1	6	6
Open-shackle PADLOCK ADITUS. **Body: satin polished brass mm 70.** Tempered and chrome-plated steel shackle Ø 11. **SHACKLE CLEARANCE mm 41. 2 KEYS. ISEO CODING.**	**P00070427.K**	1	6	6

Aditus





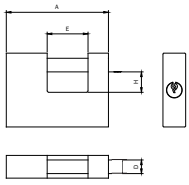

	A	E	H	D
P04050177	50	15	12,5	8
P04060187	60	18	14	10
P04070127	68	22	14,5	12
P04090197	90	36	19	12

	Code	Single package	Multiple package	Min. ord.
RECTANGULAR PADLOCK ADITUS for gates. **BODY: PAINTED SATIN BRASS mm 50.** Shaft material: chrome-plated carbonitrided steel Ø 8. Shaft ball-locking. **SHAFT CLEARANCE mm 15X12,5.** **2 KEYS.**	**P04050177**	1	12	12
RECTANGULAR PADLOCK ADITUS for gates. **BODY: PAINTED SATIN BRASS mm 50.** Shaft material: chrome-plated carbonitrided steel Ø 8. Shaft ball-locking. **SHAFT CLEARANCE mm 15X12,5.** **2 KEYS. ISEO CODING.**	**P04050177.K**	1	12	12
RECTANGULAR PADLOCK ADITUS for gates. **BODY: PAINTED SATIN BRASS mm 60.** Shaft material: chrome-plated carbonitrided steel Ø 10. Shaft ball-locking. **SHAFT CLEARANCE mm 18X14** **2 KEYS.**	**P04060187**	1	6	6
RECTANGULAR PADLOCK ADITUS for gates. **BODY: PAINTED SATIN BRASS mm 60.** Shaft material: chrome-plated carbonitrided steel Ø 10. Shaft ball-locking. **SHAFT CLEARANCE mm 18X14** **2 KEYS. ISEO CODING.**	**P04060187.K**	1	6	6
RECTANGULAR PADLOCK ADITUS for gates. **BODY: PAINTED SATIN BRASS mm 70.** Shaft material: chrome-plated carbonitrided steel Ø 12. Shaft ball-locking. **SHAFT CLEARANCE mm 22X14,5** **2 KEYS.**	**P04070127**	1	6	6
RECTANGULAR PADLOCK ADITUS for gates. **BODY: PAINTED SATIN BRASS mm 70.** Shaft material: chrome-plated carbonitrided steel Ø 12. Shaft ball-locking. **SHAFT CLEARANCE mm 22X14,5** **2 KEYS. ISEO CODING.**	**P04070127.K**	1	6	6
RECTANGULAR PADLOCK ADITUS for gates. **BODY: PAINTED SATIN BRASS mm 90.** Shaft material: chrome-plated carbonitrided steel Ø 12. Shaft ball-locking. **SHAFT CLEARANCE mm 36X19.** **2 KEYS.**	**P04090197**	1	6	6
RECTANGULAR PADLOCK ADITUS for gates. **BODY: PAINTED SATIN BRASS mm 90.** Shaft material: chrome-plated carbonitrided steel Ø 12. Shaft ball-locking. **SHAFT CLEARANCE mm 36X19.** **2 KEYS. ISEO CODING.**	**P04090197.K**	1	6	6

Aditus

	Code	Single package	Multiple package	Min. ord.
 RECTANGULAR **ARMOURED** PADLOCK ADITUS for gates. **BRASS BODY mm 60.** Armour material: chrome-plated, carbonitrided and sandblasted. Shaft material: chrome-plated carbonitrided steel Ø 10, opening grip. Shaft ball-locking. **SHAFT CLEARANCE mm 22X11,5. 2 KEYS.**	**P04960227**	1	6	6
 RECTANGULAR **ARMOURED** PADLOCK ADITUS for gates. **BRASS BODY mm 60.** Armour material: chrome-plated, carbonitrided and sandblasted. Shaft material: chrome-plated carbonitrided steel Ø 10, Shaft ball-locking. **SHAFT CLEARANCE mm 22X11,5. 2 KEYS. ISEO CODING.**	**P04960227.K**	1	6	6
RECTANGULAR **ARMOURED** PADLOCK ADITUS for gates. **BRASS BODY mm 70.** Armour material: chrome-plated, carbonitrided and sandblasted. Shaft material: chrome-plated carbonitrided steel Ø 12, opening grip. Shaft ball-locking. **SHAFT CLEARANCE mm 22X15. 2 KEYS.**	**P04970227**	1	6	6
RECTANGULAR **ARMOURED** PADLOCK ADITUS for gates. **BRASS BODY mm 70.** Armour material: chrome-plated, carbonitrided and sandblasted. Shaft material: chrome-plated carbonitrided steel Ø 12, opening grip. Shaft ball-locking. **SHAFT CLEARANCE mm 22X15. 2 KEYS. ISEO CODING.**	**P04970227.K**	1	6	6
RECTANGULAR **ARMOURED** PADLOCK ADITUS for gates. **BRASS BODY mm 90.** Armour material: chrome-plated, carbonitrided and sandblasted. Shaft material: chrome-plated carbonitrided steel Ø 12, opening grip. Shaft ball-locking. **SHAFT CLEARANCE mm 36X18. 2 KEYS.**	**P04990367**	1	6	6
RECTANGULAR **ARMOURED** PADLOCK ADITUS for gates. **BRASS BODY mm 90.** Armour material: chrome-plated, carbonitrided and sandblasted. Shaft material: chrome-plated carbonitrided steel Ø 12, opening grip. Shaft ball-locking. **SHAFT CLEARANCE mm 36X18. 2 KEYS. ISEO CODING.**	**P04990367.K**	1	6	6

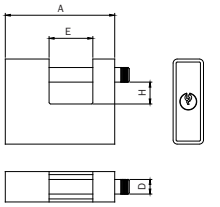

	A	E	H	D
P04960227	62	22	11,5	10
P04970227	71	22	15	12
P04990367	91	36	18	12

Accessories

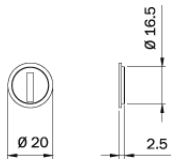

ANTI-DRILL DISK for padlock 809* For keys with a max thickness of 3,7 mm	**004377**	50	-	50



FLOOR ANCHOR BRASS HOUSING for rectangular padlocks 804-805-809 series	**004907**	1	-	1

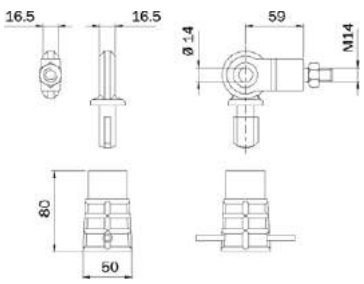

Clarus

	Code	Single package	Multiple package	Min. ord.
  RECTANGULAR PADLOCK CLARUS for gates. One-piece body in carbonitrided steel **mm 66.** Shackle made of hardened steel **Ø 10**. Shaft ball-locking. Shaft clearance mm **20x11**. 3 keys	**P2406611S**	12	-	12
RECTANGULAR PADLOCK CLARUS for gates. One-piece body in carbonitrided steel **mm 66.** Shackle made of hardened steel **Ø 10**. Shaft ball-locking. Shaft clearance mm **20X11.** 3 keys	**P2406611S.K4**	12	-	12
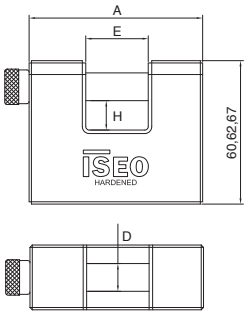 RECTANGULAR PADLOCK CLARUS for gates. One-piece body in carbonitrided steel **mm 75.** Shackle made of hardened steel **Ø 12**. Shaft ball-locking. Shaft clearance mm **27X12,7.** 3 keys	**P2407513S**	12	-	12
RECTANGULAR PADLOCK CLARUS for gates. One-piece body in carbonitrided steel **mm 75.** Shackle made of hardened steel **Ø 12**. Shaft ball-locking. Shaft clearance mm **27X12,7.** 3 keys	**P2407513S.K4**	12	-	12
RECTANGULAR PADLOCK CLARUS for gates. One-piece body in carbonitrided steel **mm 84.** Shackle made of hardened steel **Ø 12**. Shaft ball-locking. Shaft clearance mm **36X17,5.** 3 keys	**P2408418S**	12	-	12
RECTANGULAR PADLOCK CLARUS for gates. One-piece body in carbonitrided steel **mm 84.** Shackle made of hardened steel **Ø 12**. Shaft ball-locking. Shaft clearance mm **36X17,5.** 3 keys	**P2408418S.K4**	12	-	12

A	E	H	D
66	20	11	10
75	27	12,7	12
84	36	17,5	12

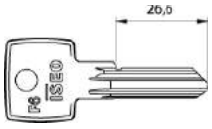

Nichel-plated brass **F6** key blank**, 6 pins vertical profile**.	**020609**	50	-	50

Padlocks with combination

	Code	Single package	Multiple package	Min. ord.
 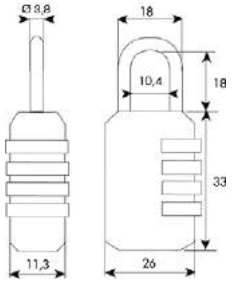 Padlock CITY with **3** digits combination. Nickel plated steel shackle Ø 6,3 mm. Black metal body. Packed in boxes	**87322601**	1	6	6
 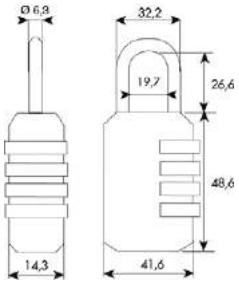 Padlock CITY with **4** digits combination. Nickel plated steel shackle Ø 6,3 mm. Black metal body. Packed in boxes	**80444000**	1	6	6

SWISSDOOR
DØRTEKNIK FOR PROFESSIONELLE

Components

R7
R6
F6/F6 Extra
F5
Padlocks

Typologies of Master Key systems

Key to differ (KD).
Each cylinder is opened by its own key.



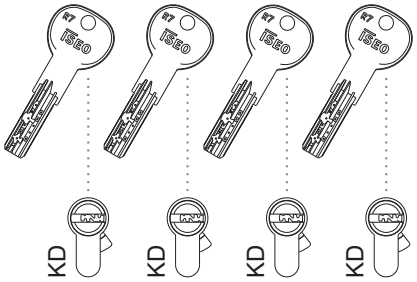

Keyed alike (KA).
Several cylinders with the same coding are opened by the same key.



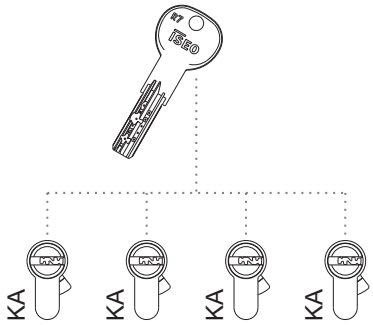

Common lock system (CK).
Each individual key opens only its own cylinder and the central lock cylinder (i.e. the common entrance in an apartment block).



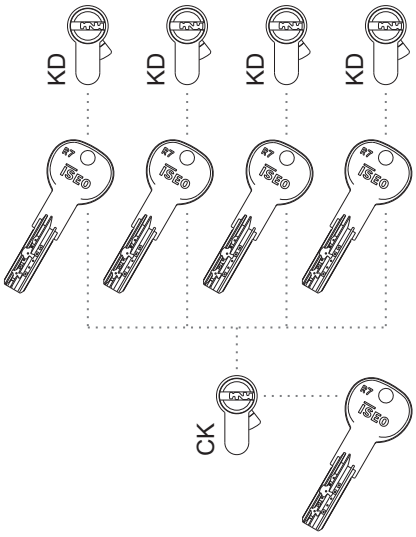

Typologies of Master Key systems

Master Key system (MK).
Each cylinder is opened by its own individual key and by the master key.



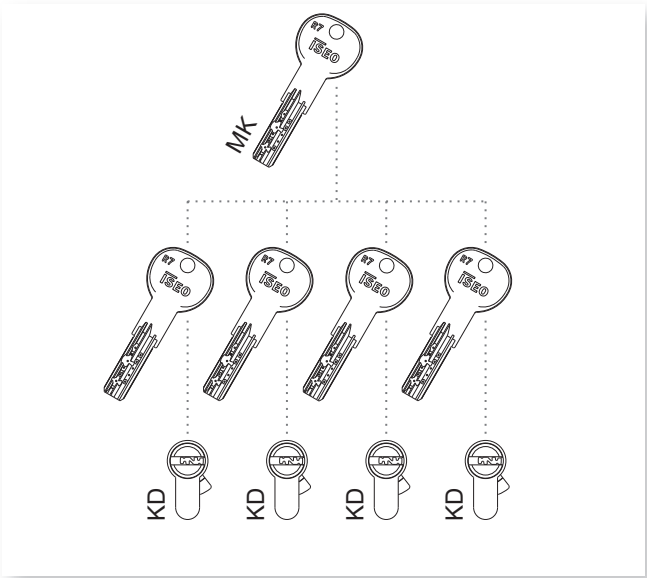

Grand Master Key system (GMK).
Each cylinder is opened by its own individual key, the group master key and the master key.



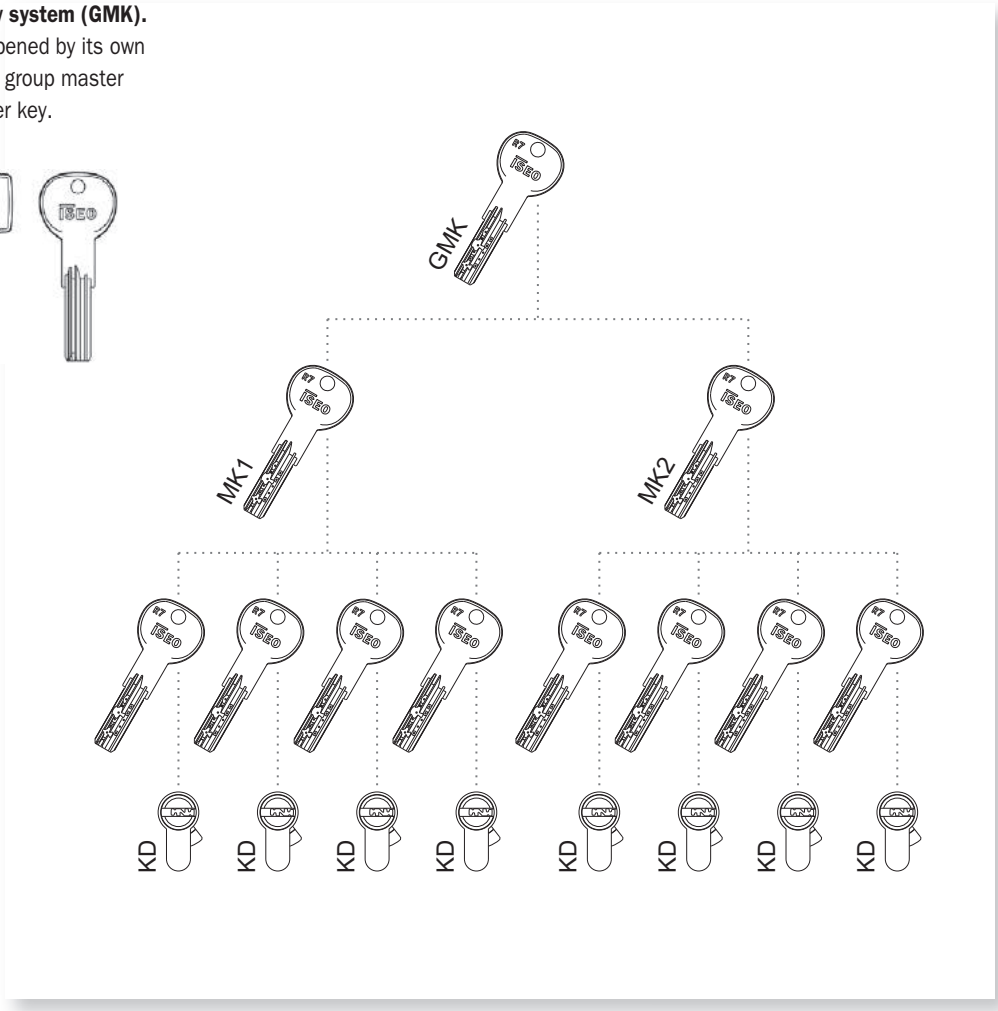

Typologies of Master Key systems

Great Grand Master Key system (GGMK).
Each cylinder is opened by its own individual key, the group master key and the general master key.

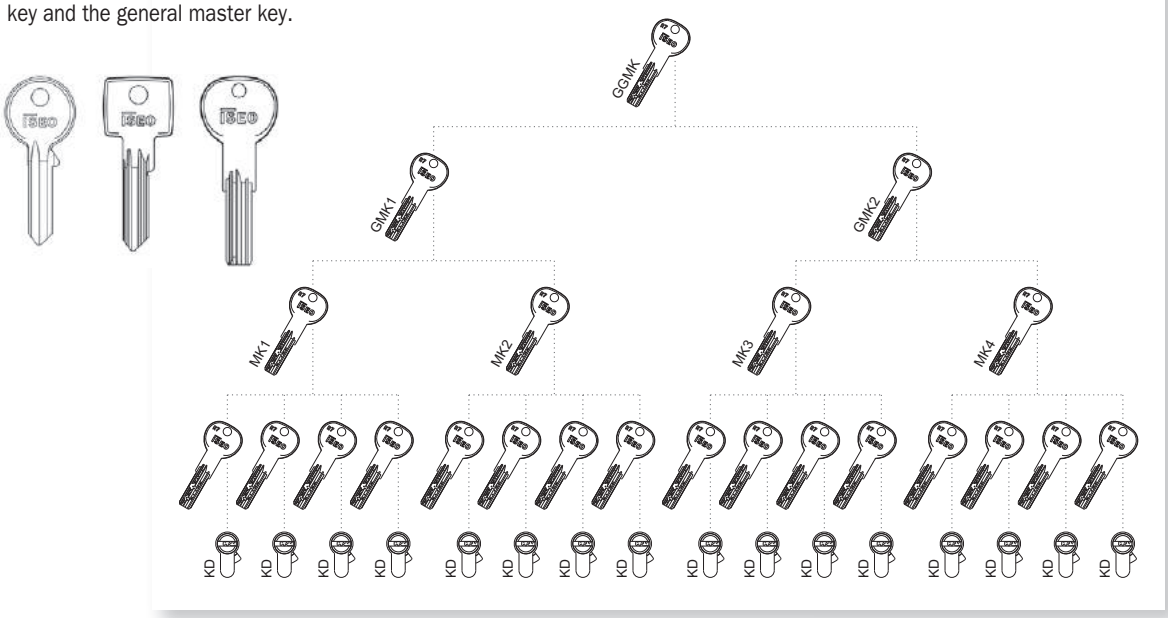

Complex Master Key system.
Individual keys or master keys belonging to different groups of cylinders can open one or more cylinders belonging to other groups.

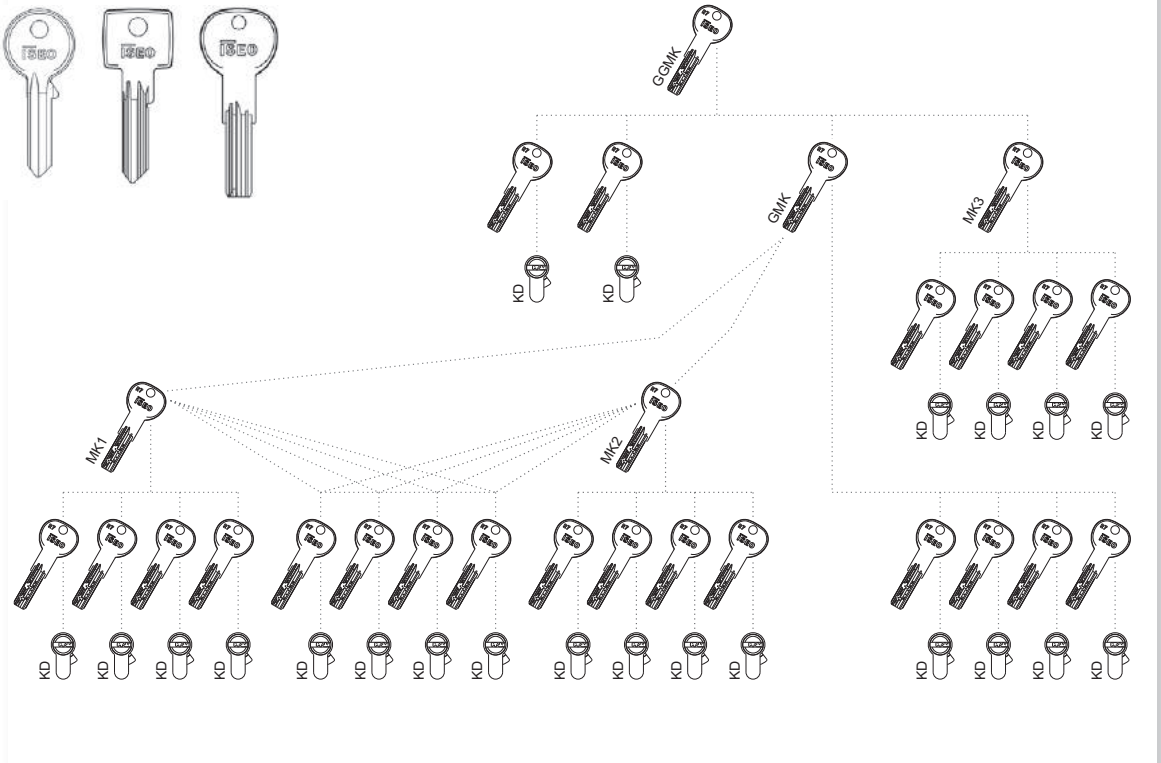

ISEO®

Piano - Key Plan: .....
Est. a - Ext. to: .....
Data - Date: .....

Cliente - Customer: .....
Ordine - Order: .....
Data ordine - Order date: .....

Pag. .....

Progetto - Project:

Approvato da - Approved by:

Data - Date: .....

Note - Notes:

Sistema - System:

- ☐ **F5** pr. STD
- ☐ **F5** pr. MK
- ☐ **F6**
- ☐ **R6** pr. STD
- ☐ **R6** MK
- ☐ **R7** pr. STD
- ☐ **R7** MK
- ☐ **R50** MK
- ☐ **CSF** System
- ☐ **CSR** System

Profilo Profile ↓

MK - Chiavi maeste - Master Keys: Pos. | Qt. | Marking | Funz. - Func.

CK - Cilindri Centrali - Cental Cylinders

Pos.	Ambiente - Location Porta - Door	KA CN	Cilindro - Cylinder Articolo - Article	Qt.	Chiave - Key Marking	Qt.

SWISSDOOR DØRTEKNIK FOR PROFESSIONELLE

Instructions for filling out the chart by the customer to order the Master key system

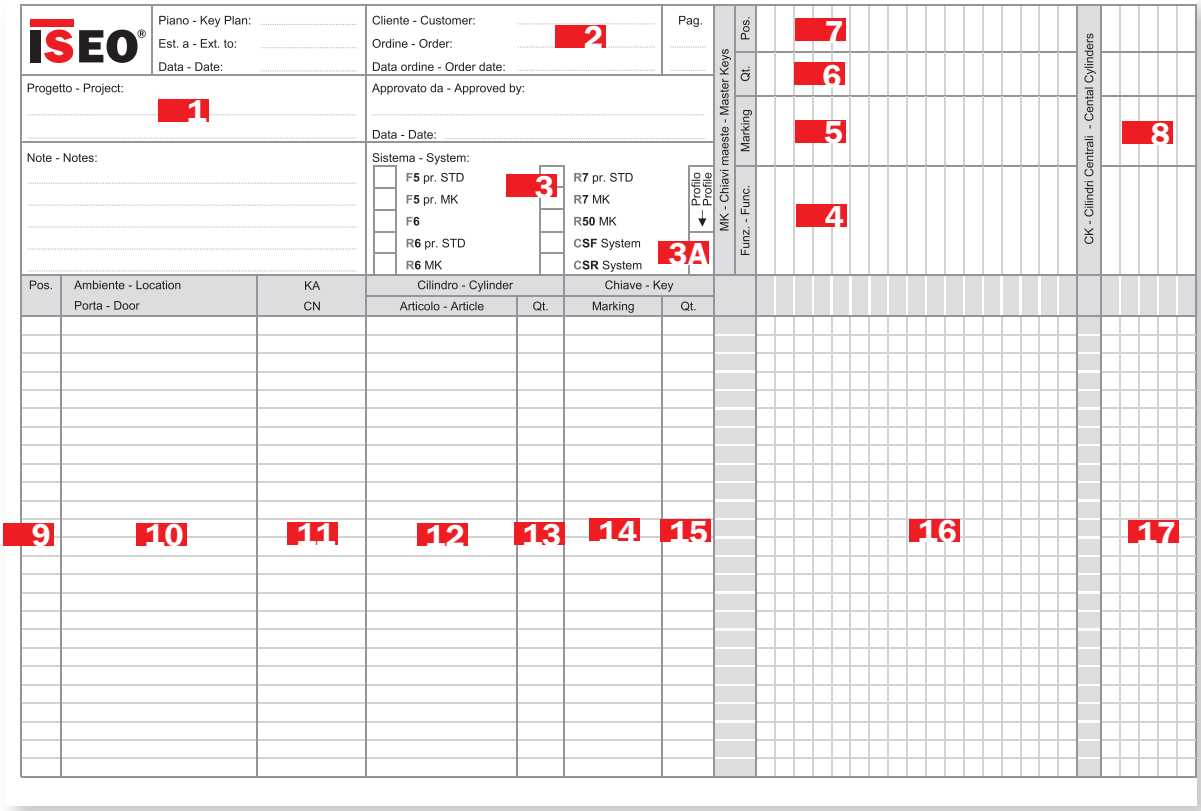

1 **Project.** Optional, indicate the construction.

2 **Customer.** Write the name of the customer or the code ISEO has assigned to the customer.

3 **System.** Write an (X) to indicate the requested cylinder range.

3A **Profile.** Indicate the profile code for CSF - CSR systems.

4 **Func.** Indicate the kind of functions. The Master Keys should have, e.g. MK1.

5 **Marking**. If required, write the requested alphanumeric code, max 9 characters.

6 **Qt.** Write the requested quantity of Master Keys.

7 **Pos.** Indicate a progressive number.

8 **CK.** Indicate the cylinder marking which should be central.

9 **Pos.** Indicate a progressive number.

10 **Location.** Indicate the location where the cylinder will be installed.

11 **KA – CN.** Indicate if two or more cylinders are Keyed Alike even if they are on different lines.

12 **Article.** Write the code of the requested cylinder.

13 **Qt.** Usually 1. Indicate more than 1 if identical cylinder are required.

14 **Marking.** If required, write the wanted alphanumeric code, max 9 characters.

15 **Qt.** Indicate the requested number of the keys for each cylinder (more or equal to 3 pieces).

16 **Connection.** An (X) indicates the connection between the Master Key and the single cylinder.

17 **Connection.** An (I) indicates the connection between the central key and the keys combined with

Master key system chart supplied with the system by ISEO

ISEO®

Schema delle Aperture

3 Possessore:
Mario Rossi
Via dei Platani , 123
16043 Chiavari GE
Italy

5 Palazzo Comunale
Piazza della Repubblica

4 Sistema: MCA300
Data ultima 13/10/2010
Codice cliente: 144235
Tipo di Sistema: F5 PROFILO STD "ISEO"
Commento:

Pagina A1 di A1

LOCKBASE

Iseo Serrature spa
via S.Girolamo, 13
25055 - Pisogne - BS
Italy

6 7 1 2

Pos.	CN	Ambiente	Tipo	Lunghezza	Finitura	Copie	CN Chiave	Copie chiavi								
									CN Chiave	NPN						
									1	GMK	MK 1	MK 2	MK 3			
										Copie chiavi						
										3	5	5	5			
1	101	Ufficio 1	820930309 .M	30-30	9.M	1	101	3		X	X					
2	102	Ufficio 2	820930309 .M	30-30	9.M	1	102	3		X	X					
3	103	Ufficio 3	820930309 .M	30-30	9.M	1	103	3		X	X					
4	104	Ufficio 4	820930309 .M	30-30	9.M	1	104	3		X	X					
5	105	Ufficio 5	820930309 .M	30-30	9.M	1	105	3		X	X					
6	106	Ufficio 6	820930309 .M	30-30	9.M	1	106	3		X	X					
7	107	Ufficio 7	820930309 .M	30-30	9.M	1	107	3		X	X					
8	108	Ufficio 8	820930309 .M	30-30	9.M	1	108	3		X	X					
9	109	Ufficio 9	820930309 .M	30-30	9.M	1	109	3		X	X					
10	110	Ufficio 10	820930309 .M	30-30	9.M	1	110	3		X	X					
11	111	Ufficio 11	820930309 .M	30-30	9.M	1	111	3		X	X					
12	112	Ufficio 12	820930309 .M	30-30	9.M	1	112	3		X	X					
13	113	Ufficio 13	820930309 .M	30-30	9.M	1	113	3		X	X					
14	114	Ufficio 14	820930309 .M	30-30	9.M	1	114	3		X	X					
15	115	Ufficio 15	820930309 .M	30-30	9.M	1	115	3		X	X					
16	116	Sala 1	820935409 .M	35-40	9.M	1	116	3		X		X				
17	117	Sala 2	820935409 .M	35-40	9.M	1	117	3		X		X				
18	118	Sala 3	820935409 .M	35-40	9.M	1	118	3		X		X				
19	119	Sala 4	820935409 .M	35-40	9.M	1	119	3		X		X				
20	120	Sala 5	820935409 .M	35-40	9.M	1	120	3		X		X				

1 Number on individual keys.

2 Number on the Master key.

3 Master key system owner.

4 Number of the plan assigned by ISEO and date of development.

5 Destination of the Master key system.

6 Progressive number of the cylinder.

7 Indicate if two or more cylinders are Keyed Alike even if they are on different lines.

SWISSDOOR
DØRTEKNIK FOR PROFESSIONELLE

Components

R7 Extra

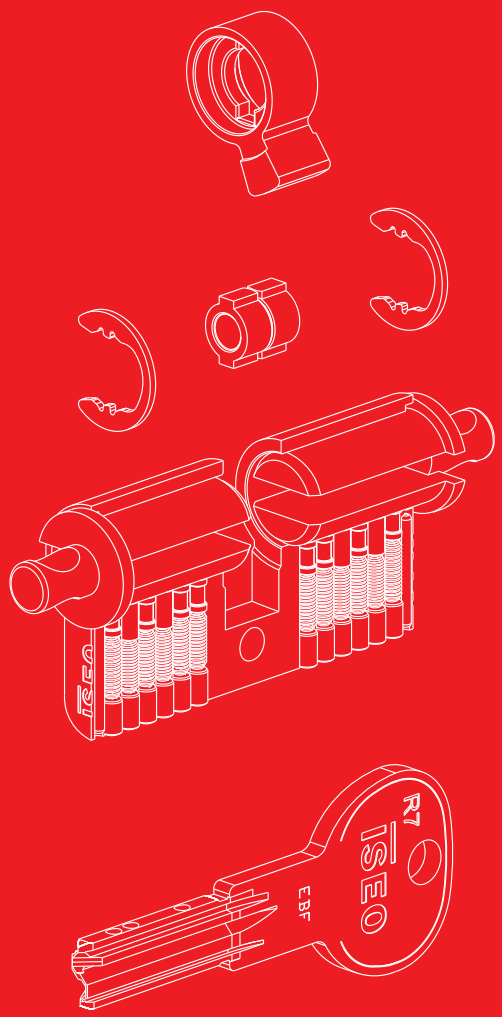

R7 Extra Assembling tools

		Code	Single package	Multiple package	Min. ord.
	Pinning kit for **cylinders** provided with all spare parts and instructions	**003040**	1	-	1
	Coding tool for **European profile cylinders** and **U.K. profile cylinders** with instructions for coding changing and specific screwdriver	**003109**	1	-	1
	Pinning blade for **European profile cylinders** coding tools	**003111**	1	-	1
	Pinning blade for **U.K. profile cylinders** coding tools	**003112**	1	-	1
	Circlips plier	**003104**	1	-	1
	Brass circlips closing plier	**003105**	1	-	1
	Plier for cylinder pins insertion	**003106**	1	-	1
	Pinning blade for **European profile cylinders**	**003007**	1	-	1
	Pinning blade for **U.K. profile cylinders**	**003082**	1	-	1
	Pinning blade for **cylinders Scandinavian profile**	**003079**	1	-	1
	Reading tool for sliding caliper for keys	**003113**	1	-	1

R7 Extra Pre-assembled cylinder

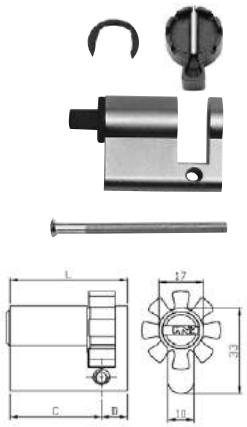

10 pieces KIT. R7 EUROPEAN SINGLE PROFILE NICKEL-PLATED cylinder. 11-pin key.
Pre-assembled, 8-position DIN cam, steel circlip, springs, counterpins, plugs, nylon plug.
Anti-drill device in the cylinder body. Fixing screw. Rotor to be ordered separately.

	L	C + D	Code	Single package	Multiple package	Min. ord.
L mm 40		(30+10)	**82R7030109S.W**	1	10	10
L mm 45		(35+10)	**82R7035109S.W**	1	10	10
L mm 50		(40+10)	**82R7040109S.W**	1	10	10
L mm 55		(45+10)	**82R7045109S.W**	1	10	10
L mm 60		(50+10)	**82R7050109S.W**	1	10	10
L mm 65		(55+10)	**82R7055109S.W**	1	10	10
L mm 70		(60+10)	**82R7060109S.W**	1	10	10
L mm 75		(65+10)	**82R7065109S.W**	1	10	10
L mm 80		(70+10)	**82R7070109S.W**	1	10	10
L mm 90		(80+10)	**82R7080109S.W**	1	10	10
L mm 100		(90+10)	**82R7090109S.W**	1	10	10

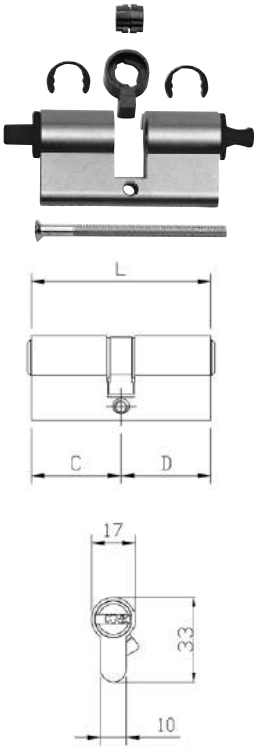

10 pieces KIT. R7 EUROPEAN DOUBLE PROFILE NICKEL-PLATED cylinder. 11-pin key.
Pre-assembled, 30° DIN cam, 2 steel circlips, springs, counterpins, plugs, 2 nylon plugs, clutch system.
Anti-drill device in the cylinder body. Fixing screw. Rotor to be ordered separately.

	L	C + D	Code	Single package	Multiple package	Min. ord.
L mm 60		(30+30)	**82R7030309S.W**	1	10	10
L mm 65		(30+35)	**82R7030359S.W**	1	10	10
L mm 70		(30+40)	**82R7030409S.W**	1	10	10
		(35+35)	**82R7035359S.W**	1	10	10
L mm 75		(30+45)	**82R7030459S.W**	1	10	10
		(35+40)	**82R7035409S.W**	1	10	10
L mm 80		(30+50)	**82R7030509S.W**	1	10	10
		(35+45)	**82R7035459S.W**	1	10	10
		(40+40)	**82R7040409S.W**	1	10	10
L mm 85		(30+55)	**82R7030559S.W**	1	10	10
		(35+50)	**82R7035509S.W**	1	10	10
		(40+45)	**82R7040459S.W**	1	10	10
L mm 90		(30+60)	**82R7030609S.W**	1	10	10
		(35+55)	**82R7035559S.W**	1	10	10
		(40+50)	**82R7040509S.W**	1	10	10
		(45+45)	**82R7045459S.W**	1	10	10
L mm 95		(30+65)	**82R7030659S.W**	1	10	10
		(35+60)	**82R7035609S.W**	1	10	10
		(40+55)	**82R7040559S.W**	1	10	10
L mm 100		(30+70)	**82R7030709S.W**	1	10	10
		(35+65)	**82R7035659S.W**	1	10	10
		(40+60)	**82R7040609S.W**	1	10	10
		(45+55)	**82R7045559S.W**	1	10	10
		(50+50)	**82R7050509S.W**	1	10	10
L mm 105		(30+75)	**82R7030759S.W**	1	10	10
		(45+60)	**82R7045609S.W**	1	10	10
		(50+55)	**82R7050559S.W**	1	10	10
L mm 110		(30+80)	**82R7030809S.W**	1	10	10
		(40+70)	**82R7040709S.W**	1	10	10
		(50+60)	**82R7050609S.W**	1	10	10
L mm 120		(65+55)	**82R7065559S.W**	1	10	10

R7 Extra Specific components

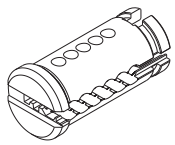

	Code	Single package	Multiple package	Min. ord.
10 pieces KIT. Nickel-plated brass rotor for **R7 and U.K.** European profile cylinders.				
Key side **mm 30**	**0047259..H**	10	-	1
Key side **mm 35**	**0047309..H**	10	-	1
Key side **mm 40**	**0047359..H**	10	-	1
Key side **mm 45**	**0047409..H**	10	-	1
Key side **mm 50**	**0047459..H**	10	-	1
Key side **mm 55**	**0047509..H**	10	-	1
Key side **mm 60**	**0047559..H**	10	-	1
Key side **mm 65**	**0047609..H**	10	-	1
Key side **mm 70**	**0047659..H**	10	-	1
Key side **mm 75**	**0047709..H**	10	-	1
Key side **mm 80**	**0047759..H**	10	-	1
Key side **mm 90**	**0047859..H**	10	-	1

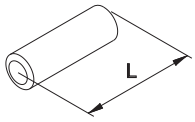

10 pieces KIT. Extension piece for European profile cylinders.				
length **5 mm**	**003211**	10	-	1
length **10 mm**	**003212**	10	-	1
length **15 mm**	**003213**	10	-	1
length **20 mm**	**003214**	10	-	1
length **25 mm**	**003215**	10	-	1
length **30 mm**	**003216**	10	-	1
length **35 mm**	**003217**	10	-	1
length **40 mm**	**003218**	10	-	1

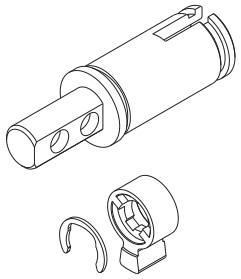

10 pieces KIT. Brass rotors for knob side European profile cylinders. **Shaft 16 mm.** Supplied with **30° DIN** cam and circlip.				
knob side **30 mm**	**003191**	10	-	1
knob side **35 mm**	**003192**	10	-	1
knob side **40 mm**	**003193**	10	-	1
knob side **45 mm**	**003194**	10	-	1
knob side **50 mm**	**003195**	10	-	1
knob side **55 mm**	**003262**	10	-	1
knob side **60 mm**	**003203**	10	-	1
knob side **65 mm**	**003204**	10	-	1
knob side **80 mm**	**003205**	10	-	1

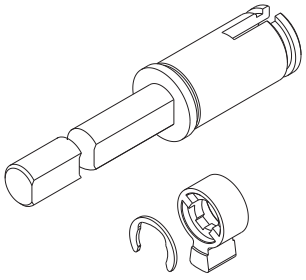

10 pieces KIT. Brass rotors for European profile cylinders **mm 30 knob side**. **Shaft 75 mm**. Supplied with **30° DIN** cam and circlip.	**003186**	10	-	1

R7 Extra Specific components

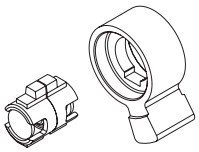

	Code	Single package	Multiple package	Min. ord.
10 pieces KIT. Clutch system, 30° DIN cam, for cylinders, double function				
mm 30+30 cylinder	**003220**	10	-	1
mm 30+35 cylinder	**003221**	10	-	1
mm 35+35 cylinder	**003222**	10	-	1

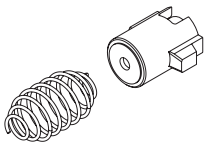

10 pieces KIT. Clutch system and spring for knob kit cylinder.				
Key side mm 30	**003187**	10	-	1
Key side mm 35	**003188**	10	-	1

R7 Components chart for cylinder

Single profile cylinder.

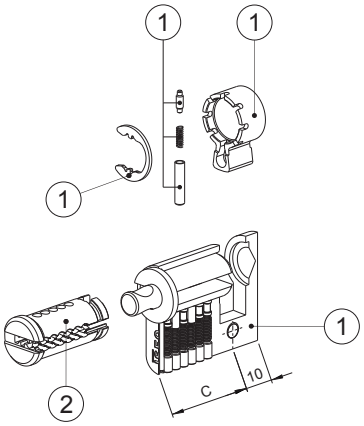

		Lato C *Side C*	
	(1)	(2)	
Misura cilindro *Cylinder lenght*	**Cilindro preassemblato** *Preassembled cylinder*	**Cilindretto** *Plug*	
C+10	**Codice** *Code*	**Misura** *Lenght*	**Codice** *Code*
30+10	82R7030109S.W	30	0047259..H
35+10	82R7035109S.W	35	0047309..H
40+10	82R7040109S.W	40	0047359..H
45+10	82R7045109S.W	45	0047409..H
50+10	82R7050109S.W	50	0047459..H
55+10	82R7055109S.W	55	0047509..H
60+10	82R7060109S.W	60	0047559..H
65+10	82R7065109S.W	65	0047609..H
70+10	82R7070109S.W	70	0047659..H
80+10	82R7080109S.W	80	0047759..H
90+10	82R7090109S.W	90	0047859..H

R7 Extra Components chart for cylinder

Double profile cylinder

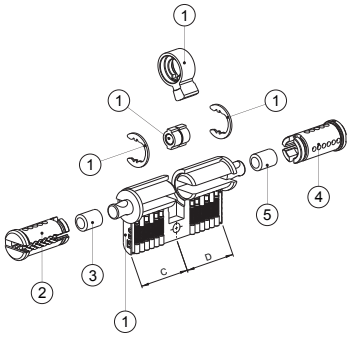

		Lato C *Side C*				Lato D *Side D*			
	(1)	(2)		(3)		(4)		(5)	
Misura cilindro *Cylinder lenght*	**Cilindro preassemblato** *Preassembled cylinder*	**Cilindretto** *Plug*		**Distanziatore** *Extension*		**Cilindretto** *Plug*		**Distanziatore** *Extension*	
C+D	**Codice** *Code*	**Misura** *Lenght*	**Codice** *Code*	**mm**	**Codice** *Code*	**Misura** *Lenght*	**Codice** *Code*	**mm**	**Codice** *Code*
30+30	82R7030309S.W	30	0047259..H	---	---	30	0047259..H	---	---
30+35	82R7030359S.W	30	0047259..H	---	---	35	0047309..H	5	003211
30+40	82R7030409S.W	30	0047259..H	---	---	40	0047359..H	10	003212
30+45	82R7030459S.W	30	0047259..H	---	---	45	0047409..H	15	003213
30+50	82R7030509S.W	30	0047259..H	---	---	50	0047459..H	20	003214
30+55	82R7030559S.W	30	0047259..H	---	---	55	0047509..H	25	003215
30+60	82R7030609S.W	30	0047259..H	---	---	60	0047559..H	30	003216
30+65	82R7030659S.W	30	0047259..H	---	---	65	0047609..H	35	003217
30+70	82R7030709S.W	30	0047259..H	---	---	70	0047659..H	40	003218
30+75	82R7030759S.W	30	0047259..H	---	---	75	0047709..H	15+30	003213+003216
30+80	82R7030809S.W	30	0047259..H	---	---	80	0047759..H	25+25	003215+003215
35+35	82R7035359S.W	35	0047309..H	5	003211	35	0047309..H	5	003211
35+40	82R7035409S.W	35	0047309..H	5	003211	40	0047359..H	10	003212
35+45	82R7035459S.W	35	0047309..H	5	003211	45	0047409..H	15	003213
35+50	82R7035509S.W	35	0047309..H	5	003211	50	0047459..H	20	003214
35+55	82R7035559S.W	35	0047309..H	5	003211	55	0047509..H	25	003215
35+60	82R7035609S.W	35	0047309..H	5	003211	60	0047559..H	30	003216
35+65	82R7035659S.W	35	0047309..H	5	003211	65	0047609..H	35	003217
40+40	82R7040409S.W	40	0047359..H	10	003212	40	0047359..H	10	003212
40+45	82R7040459S.W	40	0047359..H	10	003212	45	0047409..H	15	003213
40+50	82R7040509S.W	40	0047359..H	10	003212	50	0047459..H	20	003214
40+55	82R7040559S.W	40	0047359..H	10	003212	55	0047509..H	25	003215
40+60	82R7040609S.W	40	0047359..H	10	003212	60	0047559..H	30	003216
40+70	82R7040709S.W	40	0047359..H	10	003212	70	0047659..H	40	003218
45+45	82R7045459S.W	45	0047409..H	15	003213	45	0047409..H	15	003213
45+55	82R7045559S.W	45	0047409..H	15	003213	55	0047509..H	25	003215
45+60	82R7045609S.W	45	0047409..H	15	003213	60	0047559..H	30	003216
50+50	82R7050509S.W	50	0047459..H	20	003214	50	0047459..H	20	003214
50+55	82R7050559S.W	50	0047459..H	20	003214	55	0047509..H	25	003215
50+60	82R7050609S.W	50	0047459..H	20	003214	60	0047559..H	30	003216
65+55	82R7065559S.W	65	0047609..H	35	003217	55	0047509..H	25	003215

Double function cylinder.

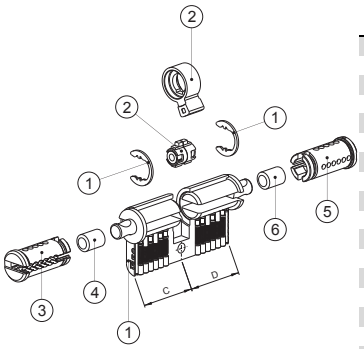

				Lato C *Side C*				Lato D *Side D*			
	(1)	(2)		(3)		(4)		(5)		(6)	
Misura cilindro *Cylinder lenght*	**Cilindro preassemblato** *Preassembled cylinder*	**Kit snodino doppia funzione** *Double kit function*		**Cilindretto** *Plug*		**Distanziatore** *Extension*		**Cilindretto** *Plug*		**Distanziatore** *Extension*	
C+D	**Codice** *Code*	**Misura** *Lenght*	**Codice** *Code*	**Misura** *Lenght*	**Codice** *Code*	**mm**	**Codice** *Code*	**Misura** *Lenght*	**Codice** *Code*	**mm**	**Codice** *Code*
30+30	82R7030309S.W	30+30	003220	30	0047259..H	---	---	30	0047259..H	---	---
30+35	82R7030359S.W	30+35	003221	30	0047259..H	---	---	35	0047309..H	---	---
30+40	82R7030409S.W	30+35	003221	30	0047259..H	---	---	40	0047359..H	5	003211
30+45	82R7030459S.W	30+35	003221	30	0047259..H	---	---	45	0047409..H	10	003212
30+50	82R7030509S.W	30+35	003221	30	0047259..H	---	---	50	0047459..H	15	003213
30+55	82R7030559S.W	30+35	003221	30	0047259..H	---	---	55	0047509..H	20	003214
30+60	82R7030609S.W	30+35	003221	30	0047259..H	---	---	60	0047559..H	25	003215
30+65	82R7030659S.W	30+35	003221	30	0047259..H	---	---	65	0047609..H	30	003216
30+70	82R7030709S.W	30+35	003221	30	0047259..H	---	---	70	0047659..H	35	003217
30+75	82R7030759S.W	30+35	003221	30	0047259..H	---	---	75	0047709..H	40	003218
30+80	82R7030809S.W	30+35	003221	30	0047259..H	---	---	80	0047759..H	15+30	003213+003216
35+35	82R7035359S.W	35+35	003222	35	0047309..H	---	---	35	0047309..H	---	---
35+40	82R7035409S.W	35+35	003222	35	0047309..H	---	---	40	0047359..H	5	003211
35+45	82R7035459S.W	35+35	003222	35	0047309..H	---	---	45	0047409..H	10	003212
35+50	82R7035509S.W	35+35	003222	35	0047309..H	---	---	50	0047459..H	15	003213
35+55	82R7035559S.W	35+35	003222	35	0047309..H	---	---	55	0047509..H	20	003214
35+60	82R7035609S.W	35+35	003222	35	0047309..H	---	---	60	0047559..H	25	003215
35+65	82R7035659S.W	35+35	003222	35	0047309..H	---	---	65	0047609..H	30	003216
40+40	82R7040409S.W	35+35	003222	40	0047359..H	5	003211	40	0047359..H	5	003211
40+45	82R7040459S.W	35+35	003222	40	0047359..H	5	003211	45	0047409..H	10	003212
40+50	82R7040509S.W	35+35	003222	40	0047359..H	5	003211	50	0047459..H	15	003213
40+55	82R7040559S.W	35+35	003222	40	0047359..H	5	003211	55	0047509..H	20	003214
40+60	82R7040609S.W	35+35	003222	40	0047359..H	5	003211	60	0047559..H	25	003215
40+70	82R7040709S.W	35+35	003222	40	0047359..H	5	003211	70	0047659..H	35	003217
45+45	82R7045459S.W	35+35	003222	45	0047409..H	10	003212	45	0047409..H	10	003212
45+55	82R7045559S.W	35+35	003222	45	0047409..H	10	003212	55	0047509..H	20	003214
45+60	82R7045609S.W	35+35	003222	45	0047409..H	10	003212	60	0047559..H	25	003215
50+50	82R7050509S.W	35+35	003222	50	0047459..H	15	003213	50	0047459..H	15	003213
50+55	82R7050559S.W	35+35	003222	50	0047459..H	15	003213	55	0047509..H	20	003214
50+60	82R7050609S.W	35+35	003222	50	0047459..H	15	003213	60	0047559..H	25	003215
65+55	82R7065559S.W	35+35	003222	65	0047609..H	30	003216	55	0047509..H	20	003214

R7 Extra Components chart for cylinder

Cylinder prearranged for knob

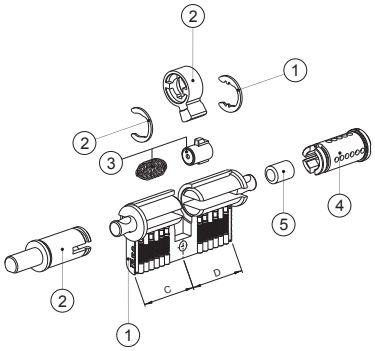

		Lato C *Side C*		Lato D *Side D*					
	(1)	(2)		(3)		(4)		(5)	
Misura cilindro *Cylinder lenght*	**Cilindro preassemblato** *Preassembled cylinder*	**Kit pomolo** *Knob kit*		**Kit snodino** *Clutch kit*		**Cilindretto** *Plug*		**Distanziatore** *Extension*	
C+D	**Codice** *Code*	**Misura** *Lenght*	**Codice** *Code*	**Misura** *Lenght*	**Codice** *Code*	**Misura** *Lenght*	**Codice** *Code*	**Misura** *Lenght*	**Codice** *Code*
30+30	82R7030309S.W	30	003191 003186	30	003187	30	0047259..H	---	---
30+35	82R7030359S.W	30	003191 003186	35	003188	35	0047309..H	---	---
30+40	82R7030409S.W	30	003191 003186	35	003188	40	0047359..H	5	003211
30+45	82R7030459S.W	30	003191 003186	35	003188	45	0047409..H	10	003212
30+50	82R7030509S.W	30	003191 003186	35	003188	50	0047459..H	15	003213
30+55	82R7030559S.W	30	003191 003186	35	003188	55	0047509..H	20	003214
30+60	82R7030609S.W	30	003191 003186	35	003188	60	0047559..H	25	003215
30+65	82R7030659S.W	30	003191 003186	35	003188	65	0047609..H	30	003216
30+70	82R7030709S.W	30	003191 003186	35	003188	70	0047659..H	35	003217
30+75	82R7030759S.W	30	003191 003186	35	003188	75	0047709..H	40	003218
30+80	82R7030809S.W	30	003191 003186	35	003188	80	0047759..H	15+30	003213+003216
35+30	82R7030359S.W	35	003192	30	003187	30	0047259..H	---	---
35+35	82R7035359S.W	35	003192	35	003188	35	0047309..H	---	---
35+40	82R7035409S.W	35	003192	35	003188	40	0047359..H	5	003211
35+45	82R7035459S.W	35	003192	35	003188	45	0047409..H	10	003212
35+50	82R7035509S.W	35	003192	35	003188	50	0047459..H	15	003213
35+55	82R7035559S.W	35	003192	35	003188	55	0047509..H	20	003214
35+60	82R7035609S.W	35	003192	35	003188	60	0047559..H	25	003215
35+65	82R7035659S.W	35	003192	35	003188	65	0047609..H	30	003216
40+30	82R7030409S.W	40	003193	30	003187	30	0047259..H	---	---
40+40	82R7040409S.W	40	003193	35	003188	40	0047359..H	5	003211
40+45	82R7040459S.W	40	003193	35	003188	45	0047409..H	10	003212
40+50	82R7040509S.W	40	003193	35	003188	50	0047459..H	15	003213
40+55	82R7040559S.W	40	003193	35	003188	55	0047509..H	20	003214
40+60	82R7040609S.W	40	003193	35	003188	60	0047559..H	25	003215
40+70	82R7040709S.W	40	003193	35	003188	70	0047659..H	35	003217
45+30	82R7030459S.W	45	003194	30	003187	30	0047259..H	---	---
45+35	82R7035459S.W	45	003194	35	003188	35	0047309..H	---	---
45+45	82R7045459S.W	45	003194	35	003188	45	0047409..H	10	003212
45+55	82R7045559S.W	45	003194	35	003188	55	0047509..H	20	003214
45+60	82R7045609S.W	45	003194	35	003188	60	0047559..H	25	003215
50+40	82R7040509S.W	50	003195	35	003188	40	0047359..H	5	003211
50+50	82R7050509S.W	50	003195	35	003188	50	0047459..H	15	003213
50+55	82R7050559S.W	50	003195	35	003188	55	0047509..H	20	003214
50+60	82R7050609S.W	50	003195	35	003188	60	0047559..H	25	003215
55+65	82R7055659S.W	55	003262	35	003188	65	0047609..H	30	003216
60+30	82R7030609S.W	60	003203	30	003187	30	0047259..H	---	---
60+40	82R7040609S.W	60	003203	35	003188	40	0047359..H	5	003211
60+45	82R7045609S.W	60	003203	35	003188	45	0047409..H	10	003212
60+50	82R7050609S.W	60	003203	35	003188	50	0047459..H	15	003213
65+55	82R7065559S.W	65	003204	35	003188	55	0047509..H	20	003214
80+30	82R7030809S.W	80	003205	30	003187	30	0047259..H	---	---

R7 Extra Specific components

	Code	Single package	Multiple package	Min. ord.
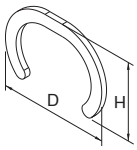				
250 pieces KIT. Brass circlip for European profile cylinders.				
D=20 H=14 thickness mm 1	**0037001**	250	-	1
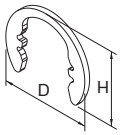				
250 pieces KIT. Steel circlip for cylinder for European profile cylinders **mm 56 - 61 only.**				
D=15,6 H=12,2 thickness mm 1	**0037011**	250	-	1
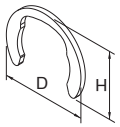				
250 pieces KIT. Steel circlip for knob side European profile cylinders				
D=15,5 H=12,2 thickness mm 1	**0037121**	250	-	1
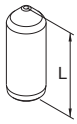				
1000 pieces KIT. STAINLESS STEEL top pin for cylinders.				
mm 2,5x5,1 **step 0**	**0032151**	1000	-	1
mm 2,5x5,6 **step 1**	**0032156**	1000	-	1
mm 2,5x6,1 **step 2**	**0032161**	1000	-	1
mm 2,5x6,6 **step 3**	**0032166**	1000	-	1
mm 2,5x7,1 **step 4**	**0032171**	1000	-	1
mm 2,5x7,6 **step 5**	**0032176**	1000	-	1
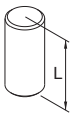				
1000 pieces KIT. Brass top pin for cylinders.				
mm 2,5x5,6 for European profile cylinder	**0033150**	1000	-	1
mm 2,5x3,5 for round cylinder Ø 26 and rim cylinder	**0033160**	1000	-	1
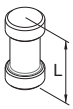				
1000 pieces KIT. Anti-picking brass top pin for cylinders.				
mm 2,5x5,0 for European profile cylinder	**0034150**	1000	-	1
mm 2,5x3,5 for round cylinder Ø 26 and rim cylinder	**0034160**	1000	-	1
				
1000 pieces KIT. Brass master wafer for cylinders.				
mm 2,5x1,0 **step 2**	**0039110**	1000	-	1
mm 2,5x1,5 **step 3**	**0039115**	1000	-	1
mm 2,5x2,0 **step 4**	**0039120**	1000	-	1
mm 2,5x2,5 **step 5**	**0039125**	1000	-	1
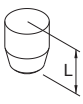				
1000 pieces KIT. Cone-shaped brass plug for cylinders.				
2,8x3,0 for round cylinder Ø 26 and rim cylinder	**0035130**	1000		1
mm 2,8x3,6 for European profile cylinder	**0035136**	1000	-	1
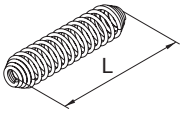				
1000 pieces KIT. Spring for cylinders.				
mm 2,5x8,3 for round cylinder Ø 26 and rim cylinder	**0038084**	1000	-	1
mm 2,5x13,5 for European profile cylinder	**0038135**	1000	-	1

R7 Extra Specific components

	Code	Single package	Multiple package	Min. ord.
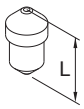 **1000 pieces KIT.** Side top pin for R7 cylinders. Stainless steel mm 2,2x4	**0032241**	1000	-	1
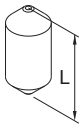 **1000 pieces KIT.** Upper top pin for R7 cylinders. Stainless steel mm 2,5x5,6	**0032155**	1000	-	1
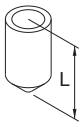 **1000 pieces KIT.** External active upper top pin with hole for R7 cylinders. Stainless steel mm 2,5x4,7	**0032147**	1000	-	1
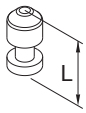 **1000 pieces KIT.** Internal active upper top pin with hole for R7 cylinders. Stainless steel mm 1,7x3,4	**0032135**	1000	-	1
 **1000 pieces KIT.** Spring for upper active pin for R7 cylinders. mm 1,6x2	**0038020**	1000	-	1
 **1000 pieces KIT.** Anti-drill ball Ø 2 for R7 cylinders	**0038200**	1000		1
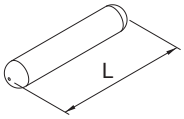 **500 pieces KIT.** Anti-drill pin for R7 rotors.				
L = mm 9,6x2	**0036062**	500	-	1
L = mm 11x2	**0036063**	500	-	1

R7 Extra Specific components

	Code	Single package	Multiple package	Min. ord.
 Nickel-plated brass key set for R7 cylinder.	**020970**	1	-	1
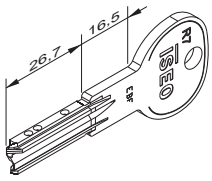 **50 pieces KIT.** Nickel plated brass, key blank for R7 cylinder.	**020909**	50	-	50
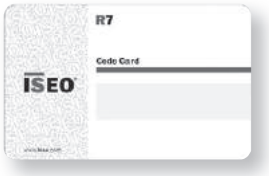 Code card for R7 cylinder.	**0041151**	1	-	1

CAMS AND KNOBS: SEE PAGE 1-163 - 1-164

SWISSDOOR
DØRTEKNIK FOR PROFESSIONELLE

Components

R6

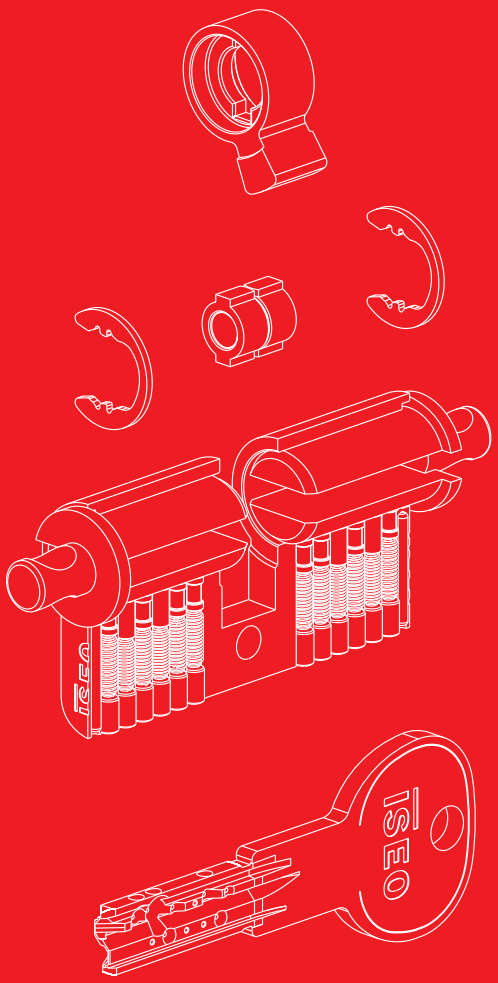

R6 Assembling tools

	Code	Single package	Multiple package	Min. ord.
 Pinning kit for **cylinders** provided with all spare parts and instructions	**003031**	1	-	1
 Coding tool for **European profile cylinders** and **U.K. profile cylinders** with instructions for coding changing and specific screwdriver	**003109**	1	-	1
 Pinning blade for **European profile cylinders** coding tools	**003111**	1	-	1
Pinning blade for **U.K. profile cylinders** coding tools	**003112**	1	-	1
 Circlips plier	**003104**	1	-	1
 Brass circlips closing plier	**003105**	1	-	1
 Plier for cylinder pins insertion	**003106**	1	-	1
 Pinning blade for **European profile cylinders**	**003007**	1	-	1
Pinning blade for **U.K. profile cylinders**	**003082**	1	-	1
 Pinning blade for **cylinders Scandinavian profile**	**003079**	1	-	1
 Reading tool for sliding caliper for keys	**003113**	1	-	1

R6 Pre-assembled cylinder

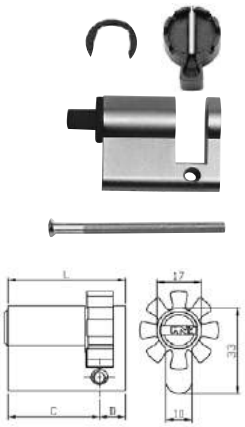

10 pieces KIT. EUROPEAN SINGLE PROFILE NICKEL-PLATED cylinder. 6-pin key.
Pre-assembled, 8-position DIN cam, steel circlip, springs, counterpins, plugs, nylon plug.
Anti-drill device in the cylinder body. Fixing screw. Rotor to be ordered separately.

	L	C + D	Code	Single package	Multiple package	Min. ord.
L mm 40		(30+10)	**880930109..SS**	1	10	10
L mm 45		(35+10)	**880935109..SS**	1	10	10
L mm 50		(40+10)	**880940109..SS**	1	10	10
L mm 55		(45+10)	**880945109..SS**	1	10	10
L mm 60		(50+10)	**880950109..SS**	1	10	10
L mm 65		(55+10)	**880955109..SS**	1	10	10
L mm 70		(60+10)	**880960109..SS**	1	10	10
L mm 75		(65+10)	**880965109..SS**	1	10	10
L mm 80		(70+10)	**880970109..SS**	1	10	10
L mm 90		(80+10)	**880980109..SS**	1	10	10
L mm 100		(90+10)	**880990109..SS**	1	10	10

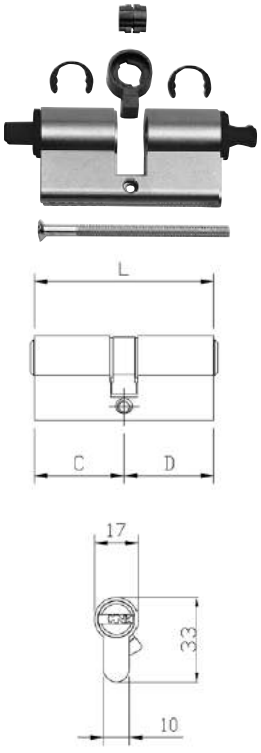

10 pieces KIT. EUROPEAN DOUBLE PROFILE NICKEL-PLATED cylinder. 6-pin key.
Pre-assembled, 30° DIN cam, 2 steel circlips, springs, counterpins, plugs, 2 nylon plugs, clutch system.
Anti-drill device in the cylinder body. Fixing screw. Rotor to be ordered separately.

	L	C + D	Code	Single package	Multiple package	Min. ord.
L mm 60		(30+30)	**880930309..SS**	1	10	10
L mm 65		(30+35)	**880930359..SS**	1	10	10
L mm 70		(30+40)	**880930409..SS**	1	10	10
		(35+35)	**880935359..SS**	1	10	10
L mm 75		(30+45)	**880930459..SS**	1	10	10
		(35+40)	**880935409..SS**	1	10	10
L mm 80		(30+50)	**880930509..SS**	1	10	10
		(35+45)	**880935459..SS**	1	10	10
		(40+40)	**880940409..SS**	1	10	10
L mm 85		(30+55)	**880930559..SS**	1	10	10
		(35+50)	**880935509..SS**	1	10	10
		(40+45)	**880940459..SS**	1	10	10
L mm 90		(30+60)	**880930609..SS**	1	10	10
		(35+55)	**880935559..SS**	1	10	10
		(40+50)	**880940509..SS**	1	10	10
		(45+45)	**880945459..SS**	1	10	10
L mm 95		(30+65)	**880930659..SS**	1	10	10
		(35+60)	**880935609..SS**	1	10	10
		(40+55)	**880940559..SS**	1	10	10
L mm 100		(30+70)	**880930709..SS**	1	10	10
		(35+65)	**880935659..SS**	1	10	10
		(40+60)	**880940609..SS**	1	10	10
		(45+55)	**880945559..SS**	1	10	10
		(50+50)	**880950509..SS**	1	10	10
L mm 105		(30+75)	**880930759..SS**	1	10	10
		(45+60)	**880945609..SS**	1	10	10
		(50+55)	**880950559..SS**	1	10	10
L mm 110		(30+80)	**880930809..SS**	1	10	10
		(40+70)	**880940709..SS**	1	10	10
		(50+60)	**880950609..SS**	1	10	10
L mm 120		(65+55)	**880965559..SS**	1	10	10

R6 Specific components

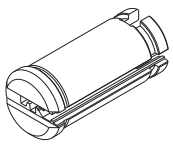

	Code	Single package	Multiple package	Min. ord.
10 pieces KIT. Nickel-plated brass rotor for European profile cylinders and U.K. European profile cylinders				
Key side **mm 30**	**0046259**	10	-	1
Key side **mm 35**	**0046309**	10	-	1
Key side **mm 40**	**0046359**	10	-	1
Key side **mm 45**	**0046409**	10	-	1
Key side **mm 50**	**0046459**	10	-	1
Key side **mm 55**	**0046509**	10	-	1
Key side **mm 60**	**0046559**	10	-	1
Key side **mm 65**	**0046609**	10	-	1
Key side **mm 70**	**0046659**	10	-	1
Key side **mm 75**	**0046709**	10	-	1
Key side **mm 80**	**0046759**	10	-	1
Key side **mm 90**	**0046859**	10	-	1

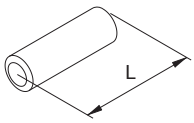

10 pieces KIT. Extension piece for European profile cylinders.				
length **5 mm**	**003211**	10	-	1
length **10 mm**	**003212**	10	-	1
length **15 mm**	**003213**	10	-	1
length **20 mm**	**003214**	10	-	1
length **25 mm**	**003215**	10	-	1
length **30 mm**	**003216**	10	-	1
length **35 mm**	**003217**	10	-	1
length **40 mm**	**003218**	10	-	1

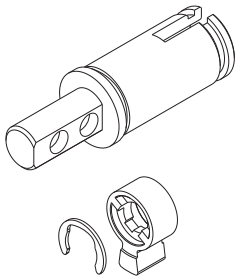

10 pieces KIT. Brass rotors for knob side European profile cylinders. **Shaft 16 mm.** Supplied with **30° DIN** cam and circlip.				
knob side **30 mm**	**003191**	10	-	1
knob side **35 mm**	**003192**	10	-	1
knob side **40 mm**	**003193**	10	-	1
knob side **45 mm**	**003194**	10	-	1
knob side **50 mm**	**003195**	10	-	1
knob side **55 mm**	**003262**	10	-	1
knob side **60 mm**	**003203**	10	-	1
knob side **65 mm**	**003204**	10	-	1
knob side **80 mm**	**003205**	10	-	1

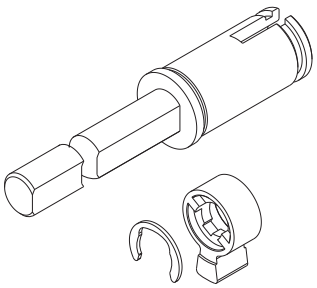

10 pieces KIT. Brass rotors for European profile cylinders **mm 30 knob side**. **Shaft 75 mm**. Supplied with **30° DIN** cam and circlip.	**003186**	10	-	1

R6 Specific components

	Code	Single package	Multiple package	Min. ord.
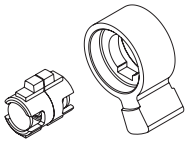				
10 pieces KIT. Clutch system, 30° DIN cam, for double function cylinders.				
mm 30+30 cylinder	**003220**	10	-	1
mm 30+35 cylinder	**003221**	10	-	1
mm 35+35 cylinder	**003222**	10	-	1
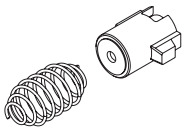				
10 pieces KIT. Clutch system and spring for knob kit cylinders.				
Key side mm 30	**003187**	10	-	1
Key side mm 35	**003188**	10	-	1

R6 Components chart for cylinder

Single profile cylinder.

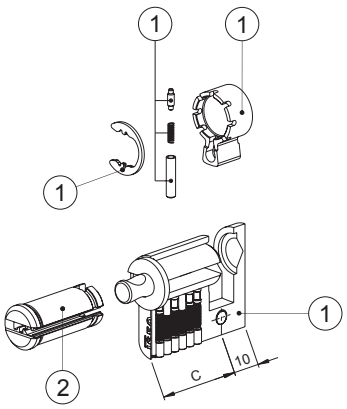

		Lato C Side C	
	(1)	(2)	
Misura cilindro Cylinder lenght	**Cilindro preassemblato** Preassembled cylinder	**Cilindretto** Plug	
C+10	**Codice** Code	**Misura** Lenght	**Codice** Code
30+10	88093010*	30	004625*
35+10	88093510*	35	004630*
40+10	88094010*	40	004635*
45+10	88094510*	45	004640*
50+10	88095010*	50	004645*
55+10	88095510*	55	004650*
60+10	88096010*	60	004655*
65+10	88096510*	65	004660*
70+10	88097010*	70	004665*
80+10	88098010*	80	004675*
90+10	88099010*	90	004685*

R6 Components chart for cylinder

Double profile cylinder

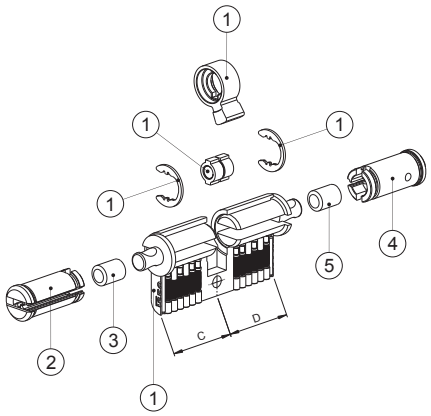

		Lato C Side C				Lato D Side D			
	(1)	(2)		(3)		(4)		(5)	
Misura cilindro Cylinder lenght	**Cilindro preassemblato** Preassembled cylinder	**Cilindretto** Plug		**Distanziatore** Extension		**Cilindretto** Plug		**Distanziatore** Extension	
C+D	**Codice** Code	**Misura** Lenght	**Codice** Code	**mm**	**Codice** Code	**Misura** Lenght	**Codice** Code	**mm**	**Codice** Code
30+30	88093030*	30	004625*	---	---	30	004625*	---	---
30+35	88093035*	30	004625*	---	---	35	004630*	5	003211
30+40	88093040*	30	004625*	---	---	40	004635*	10	003212
30+45	88093045*	30	004625*	---	---	45	004640*	15	003213
30+50	88093050*	30	004625*	---	---	50	004645*	20	003214
30+55	88093055*	30	004625*	---	---	55	004650*	25	003215
30+60	88093060*	30	004625*	---	---	60	004655*	30	003216
30+65	88093065*	30	004625*	---	---	65	004660*	35	003217
30+70	88093070*	30	004625*	---	---	70	004665*	40	003218
30+75	88093075*	30	004625*	---	---	75	004670*	15+30	003213+003216
30+80	88093080*	30	004625*	---	---	80	004675*	25+25	003215+003215
35+35	88093535*	35	004630*	5	003211	35	004630*	5	003211
35+40	88093540*	35	004630*	5	003211	40	004635*	10	003212
35+45	88093545*	35	004630*	5	003211	45	004640*	15	003213
35+50	88093550*	35	004630*	5	003211	50	004645*	20	003214
35+55	88093555*	35	004630*	5	003211	55	004650*	25	003215
35+60	88093560*	35	004630*	5	003211	60	004655*	30	003216
35+65	88093565*	35	004630*	5	003211	65	004660*	35	003217
40+40	88094040*	40	004635*	10	003212	40	004635*	10	003212
40+45	88094045*	40	004635*	10	003212	45	004640*	15	003213
40+50	88094050*	40	004635*	10	003212	50	004645*	20	003214
40+55	88094055*	40	004635*	10	003212	55	004650*	25	003215
40+60	88094060*	40	004635*	10	003212	60	004655*	30	003216
40+70	88094070*	40	004635*	10	003212	70	004665*	40	003218
45+45	88094545*	45	004640*	15	003213	45	004640*	15	003213
45+55	88094555*	45	004640*	15	003213	55	004650*	25	003215
45+60	88094560*	45	004640*	15	003213	60	004655*	30	003216
50+50	88095050*	50	004645*	20	003214	50	004645*	20	003214
50+55	88095055*	50	004645*	20	003214	55	004650*	25	003215
50+60	88095060*	50	004645*	20	003214	60	004655*	30	003216
65+55	88096555*	65	004660*	35	003217	55	004650*	25	003215

Double function cylinder.

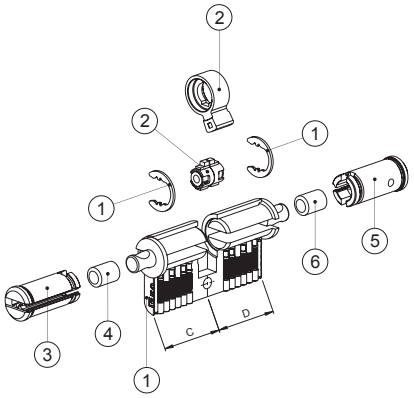

			Lato C Side C				Lato D Side D			
(1)	(2)		(3)		(4)		(5)		(6)	
Cilindro preassemblato Preassembled cylinder	**Kit snodino doppia funzione** Double kit function		**Cilindretto** Plug		**Distanziatore** Extension		**Cilindretto** Plug		**Distanziatore** Extension	
Codice Code	**Misura** Lenght	**Codice** Code	**Misura** Lenght	**Codice** Code	**mm**	**Codice** Code	**Misura** Lenght	**Codice** Code	**mm**	**Codice** Code
88093030*	30+30	003220	30	004625*	---	---	30	004625*	---	---
88093035*	30+35	003221	30	004625*	---	---	35	004630*	---	---
88093040*	30+35	003221	30	004625*	---	---	40	004635*	5	003211
88093045*	30+35	003221	30	004625*	---	---	45	004640*	10	003212
88093050*	30+35	003221	30	004625*	---	---	50	004645*	15	003213
88093055*	30+35	003221	30	004625*	---	---	55	004650*	20	003214
88093060*	30+35	003221	30	004625*	---	---	60	004655*	25	003215
88093065*	30+35	003221	30	004625*	---	---	65	004660*	30	003216
88093070*	30+35	003221	30	004625*	---	---	70	004665*	35	003217
88093075*	30+35	003221	30	004625*	---	---	75	004670*	40	003218
88093080*	30+35	003221	30	004625*	---	---	80	004675*	15+30	003213+003216
88093535*	35+35	003222	35	004630*	---	---	35	004630*	---	---
88093540*	35+35	003222	35	004630*	---	---	40	004635*	5	003211
88093545*	35+35	003222	35	004630*	---	---	45	004640*	10	003212
88093550*	35+35	003222	35	004630*	---	---	50	004645*	15	003213
88093555*	35+35	003222	35	004630*	---	---	55	004650*	20	003214
88093560*	35+35	003222	35	004630*	---	---	60	004655*	25	003215
88093565*	35+35	003222	35	004630*	---	---	65	004660*	30	003216
88094040*	35+35	003222	40	004635*	5	003211	40	004635*	5	003211
88094045*	35+35	003222	40	004635*	5	003211	45	004640*	10	003212
88094050*	35+35	003222	40	004635*	5	003211	50	004645*	15	003213
88094055*	35+35	003222	40	004635*	5	003211	55	004650*	20	003214
88094060*	35+35	003222	40	004635*	5	003211	60	004655*	25	003215
88094070*	35+35	003222	40	004635*	5	003211	70	004665*	35	003217
88094545*	35+35	003222	45	004640*	10	003212	45	004640*	10	003212
88094555*	35+35	003222	45	004640*	10	003212	55	004650*	20	003214
88094560*	35+35	003222	45	004640*	10	003212	60	004655*	25	003215
88095050*	35+35	003222	50	004645*	15	003213	50	004645*	15	003213
88095055*	35+35	003222	50	004645*	15	003213	55	004650*	20	003214
88095060*	35+35	003222	50	004645*	15	003213	60	004655*	25	003215
88096555*	35+35	003222	65	004660*	30	003216	55	004650*	20	003214

R6 Components chart for cylinder

Prearranged for knob cylinder

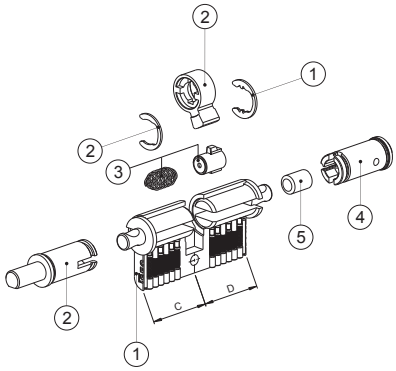

		Lato C Side C		Lato D Side D					
	(1)	(2)		(3)		(4)		(5)	
Misura cilindro Cylinder lenght	**Cilindro preassemblato** Preassembled cylinder	**Kit pomolo** Knob kit		**Kit snodino** Clutch kit		**Cilindretto** Plug		**Distanziatore** Extension	
C+D	**Codice** Code	**Misura** Lenght	**Codice** Code	**Misura** Lenght	**Codice** Code	**Misura** Lenght	**Codice** Code	**Misura** Lenght	**Codice** Code
30+30	88093030*	30	003191 003186	30	003187	30	004625*	---	---
30+35	88093035*	30	003191 003186	35	003188	35	004630*	---	---
30+40	88093040*	30	003191 003186	35	003188	40	004635*	5	003211
30+45	88093045*	30	003191 003186	35	003188	45	004640*	10	003212
30+50	88093050*	30	003191 003186	35	003188	50	004645*	15	003213
30+55	88093055*	30	003191 003186	35	003188	55	004650*	20	003214
30+60	88093060*	30	003191 003186	35	003188	60	004655*	25	003215
30+65	88093065*	30	003191 003186	35	003188	65	004660*	30	003216
30+70	88093070*	30	003191 003186	35	003188	70	004665*	35	003217
30+75	88093075*	30	003191 003186	35	003188	75	004670*	40	003218
30+80	88093080*	30	003191 003186	35	003188	80	004675*	15+30	003213+003216
35+30	88093035*	35	003192	30	003187	30	004625*	---	---
35+35	88093535*	35	003192	35	003188	35	004630*	---	---
35+40	88093540*	35	003192	35	003188	40	004635*	5	003211
35+45	88093545*	35	003192	35	003188	45	004640*	10	003212
35+50	88093550*	35	003192	35	003188	50	004645*	15	003213
35+55	88093555*	35	003192	35	003188	55	004650*	20	003214
35+60	88093560*	35	003192	35	003188	60	004655*	25	003215
35+65	88093565*	35	003192	35	003188	65	004660*	30	003216
40+30	88093040*	40	003193	30	003187	30	004625*	---	---
40+40	88094040*	40	003193	35	003188	40	004635*	5	003211
40+45	88094045*	40	003193	35	003188	45	004640*	10	003212
40+50	88094050*	40	003193	35	003188	50	004645*	15	003213
40+55	88094055*	40	003193	35	003188	55	004650*	20	003214
40+60	88094060*	40	003193	35	003188	60	004655*	25	003215
40+70	88094070*	40	003193	35	003188	70	004665*	35	003217
45+30	88093045*	45	003194	30	003187	30	004625*	---	---
45+35	88093545*	45	003194	35	003188	35	004630*	---	---
45+45	88094545*	45	003194	35	003188	45	004640*	10	003212
45+55	88094555*	45	003194	35	003188	55	004650*	20	003214
45+60	88094560*	45	003194	35	003188	60	004655*	25	003215
50+40	88094050*	50	003195	35	003188	40	004635*	5	003211
50+50	88095050*	50	003195	35	003188	50	004645*	15	003213
50+55	88095055*	50	003195	35	003188	55	004650*	20	003214
50+60	88095060*	50	003195	35	003188	60	004655*	25	003215
55+65	88095565*	55	003262	35	003188	65	004660*	30	003216
60+30	88093060*	60	003203	30	003187	30	004625*	---	---
60+40	88094060*	60	003203	35	003188	40	004635*	5	003211
60+45	88094560*	60	003203	35	003188	45	004640*	10	003212
60+50	88095060*	60	003203	35	003188	50	004645*	15	003213
65+55	88096555*	65	003204	35	003188	55	004650*	20	003214
80+30	88093080*	80	003205	30	003187	30	004625*	---	---

R6 Specific components

	Code	Single package	Multiple package	Min. ord.
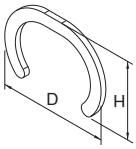				
250 pieces KIT. Brass circlip for cylinders.				
D=20 H=14 thickness mm 1	**0037001**	250	-	1
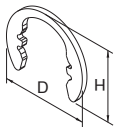				
250 pieces KIT. Steel circlip for European profile cylinders.				
For cylinders mm 56 - 61 only				
D=15,6 H=12,2 thickness mm 1	**0037011**	250	-	1
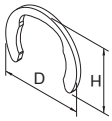				
250 pieces KIT. Steel circlip knob side cylinders.				
D=15,5 H=12,2 thickness mm 1	**0037121**	250	-	1
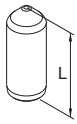				
1000 pieces KIT. STAINLESS STEEL top pin for European profile cylinders.				
Ø2,5 x L=5,1 - **step 0**	**0032151**	1000	-	1
Ø2,5 x L=5,6 - **step 1**	**0032156**	1000	-	1
Ø2,5 x L=6,1 - **step 2**	**0032161**	1000	-	1
Ø2,5 x L=6,6 - **step 3**	**0032166**	1000	-	1
Ø2,5 x L=7,1 - **step 4**	**0032171**	1000	-	1
Ø2,5 x L=7,6 - **step 5**	**0032176**	1000	-	1
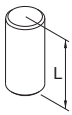				
1000 pieces KIT. Brass top pin for cylinders.				
Ø2,5 x L=5,6 mm for European profile cylinder	**0033150**	1000	-	1
Ø2,5 x L=3,5 mm for round cylinder Ø 26 and rim cylinder	**0033160**	1000	-	1
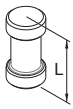				
1000 pieces KIT. Anti-picking brass top pin for cylinders.				
Ø2,5 x L=5,0 mm for European profile cylinder	**0034150**	1000	-	1
Ø2,5 x L=3,5 mm for round cylinder Ø 26 and rim cylinder	**0034160**	1000	-	1
				
KIT 1000 pezzi. Brass master wafer for cylinders.				
Ø2,5 x L=1,0 mm - **step 2**	**0039110**	1000	-	1
Ø2,5 x L=1,5 mm - **step 3**	**0039115**	1000	-	1
Ø2,5 x L=2,0 mm - **step 4**	**0039120**	1000	-	1
Ø2,5 x L=2,5 mm - **step 5**	**0039125**	1000	-	1
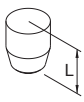				
1000 pieces KIT. Cone-shaped brass plug for cylinders.				
Ø2,8 x L=3,6 mm for round cylinder Ø 26 and rim cylinder	**0035130**	1000		1
Ø2,8 x L=3,0 mm for European profile cylinder	**0035136**	1000	-	1
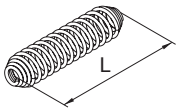				
1000 pieces KIT. Spring.				
Ø2,5 x L=13,5 mm for European profile cylinder	**0038135**	1000	-	1
Ø2,5 x L=8,3 mm for round cylinder Ø 26 and detacted cylinders	**0038084**	1000	-	1

R6 Specific components

	Code	Single package	Multiple package	Min. ord.
 Key set in nickel plated brass	**020870**	1	-	1
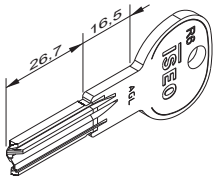 **50 pieces KIT** flat key blank. Nickel plated brass	**020839**	50	-	50
 Property card	**0041150**	1	-	1

CAMS AND KNOBS: SEE PAGE 1-163 - 1-164

SWISSDOOR
DØRTEKNIK FOR PROFESSIONELLE

Components

F6/F6 Extra

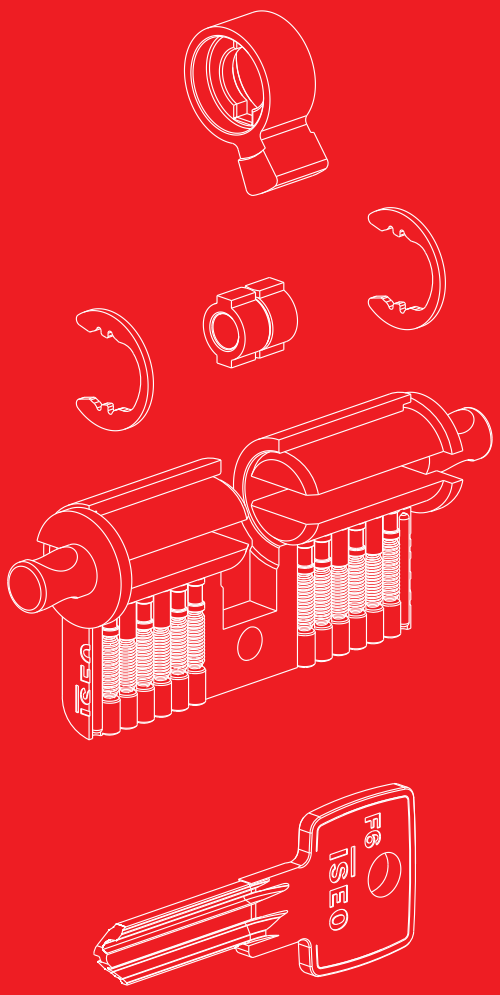

F6/F6 Extra Assembling tools

	Code	Single package	Multiple package	Min. ord.
 Pinning kit for **cylinders** provided with all spare parts and instructions.	**003031**	1	-	1
 Coding tool for **European profile cylinders** and **U.K. profile cylinders** with instructions for coding changing and specific screwdriver.	**003109**	1	-	1
 Pinning blade for **European profile cylinders** coding tools.	**003111**	1	-	1
Pinning blade for **U.K. profile cylinders** coding tools.	**003112**	1	-	1
 Circlips plier.	**003104**	1	-	1
 Brass circlips closing plier.	**003105**	1	-	1
 Plier for cylinder pins insertion .	**003106**	1	-	1
 Pinning blade for **European profile cylinders.**	**003007**	1	-	1
Pinning blade for **U.K. profile cylinders.**	**003082**	1	-	1
 Pinning blade for **cylinders Scandinavian profile.**	**003079**	1	-	1

F6/F6 Extra Pre-assembled cylinder

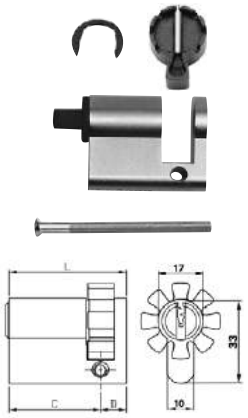

10 pieces KIT. F6 EUROPEAN SINGLE PROFILE NICKEL-PLATED cylinder. 6-pin key.
Pre-assembled, 8-position DIN cam, steel circlip, springs, counterpins, plugs, nylon plug.
Anti-drill device in the cylinder body. Fixing screw. Rotor to be ordered separately.

L	C + D	Code	Single package	Multiple package	Min. ord.
L mm 40	(30+10)	**880930109..SS**	1	10	10
L mm 45	(35+10)	**880935109..SS**	1	10	10
L mm 50	(40+10)	**880940109..SS**	1	10	10
L mm 55	(45+10)	**880945109..SS**	1	10	10
L mm 60	(50+10)	**880950109..SS**	1	10	10
L mm 65	(55+10)	**880955109..SS**	1	10	10
L mm 70	(60+10)	**880960109..SS**	1	10	10
L mm 75	(65+10)	**880965109..SS**	1	10	10
L mm 80	(70+10)	**880970109..SS**	1	10	10
L mm 90	(80+10)	**880980109..SS**	1	10	10
L mm 100	(90+10)	**880990109..SS**	1	10	10

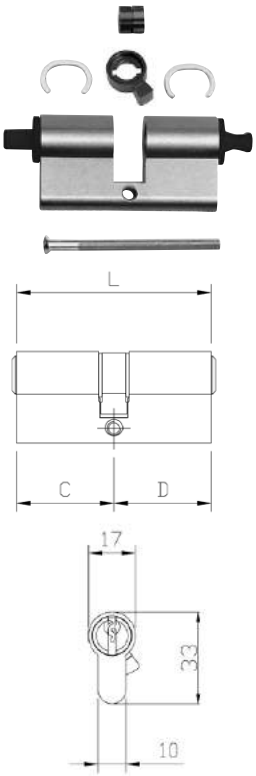

10 pieces KIT. F6 EUROPEAN DOUBLE PROFILE NICKEL-PLATED cylinder. 6-pin key.
Pre-assembled, 30° DIN cam, 2 steel circlip, springs, counterpins, plugs, 2 nylon plug,
clutch system. Anti-drill device in the cylinder body. Fixing screw. Rotor to be ordered separately.

L	C + D	Code	Single package	Multiple package	Min. ord.
L mm 60	(30+30)	**880930309..SS**	1	10	10
L mm 65	(30+35)	**880930359..SS**	1	10	10
L mm 70	(30+40)	**880930409..SS**	1	10	10
	(35+35)	**880935359..SS**	1	10	10
L mm 75	(30+45)	**880930459..SS**	1	10	10
	(35+40)	**880935409..SS**	1	10	10
L mm 80	(30+50)	**880930509..SS**	1	10	10
	(35+45)	**880935459..SS**	1	10	10
	(40+40)	**880940409..SS**	1	10	10
L mm 85	(30+55)	**880930559..SS**	1	10	10
	(35+50)	**880935509..SS**	1	10	10
	(40+45)	**880940459..SS**	1	10	10
L mm 90	(30+60)	**880930609..SS**	1	10	10
	(35+55)	**880935559..SS**	1	10	10
	(40+50)	**880940509..SS**	1	10	10
	(45+45)	**880945459..SS**	1	10	10
L mm 95	(30+65)	**880930659..SS**	1	10	10
	(35+60)	**880935609..SS**	1	10	10
	(40+55)	**880940559..SS**	1	10	10
L mm 100	(30+70)	**880930709..SS**	1	10	10
	(35+65)	**880935659..SS**	1	10	10
	(40+60)	**880940609..SS**	1	10	10
	(45+55)	**880945559..SS**	1	10	10
	(50+50)	**880950509..SS**	1	10	10
L mm 105	(30+75)	**880930759..SS**	1	10	10
	(45+60)	**880945609..SS**	1	10	10
	(50+55)	**880950559..SS**	1	10	10
L mm 110	(30+80)	**880930809..SS**	1	10	10
	(40+70)	**880940709..SS**	1	10	10
	(50+60)	**880950609..SS**	1	10	10
L mm 120	(65+55)	**880965559..SS**	1	10	10

F6/F6 Extra Specific components

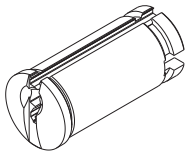

	Code	Single package	Multiple package	Min. ord.
10 pieces KIT. Nickel-plated brass rotor for European and **U.K.** profile cylinders.				
Key side **mm 30**	**0044259**	10	-	1
Key side **mm 35**	**0044309**	10	-	1
Key side **mm 40**	**0044359**	10	-	1
Key side **mm 45**	**0044409**	10	-	1
Key side **mm 50**	**0044459**	10	-	1
Key side **mm 55**	**0044509**	10	-	1
Key side **mm 60**	**0044559**	10	-	1
Key side **mm 65**	**0044609**	10	-	1
Key side **mm 70**	**0044659**	10	-	1
Key side **mm 75**	**0044709**	10	-	1
Key side **mm 80**	**0044759**	10	-	1
Key side **mm 90**	**0044859**	10	-	1

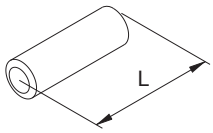

10 pieces KIT. Extension piece for European profile cylinders.				
length **5 mm**	**003211**	10	-	1
length **10 mm**	**003212**	10	-	1
length **15 mm**	**003213**	10	-	1
length **20 mm**	**003214**	10	-	1
length **25 mm**	**003215**	10	-	1
length **30 mm**	**003216**	10	-	1
length **35 mm**	**003217**	10	-	1
length **40 mm**	**003218**	10	-	1

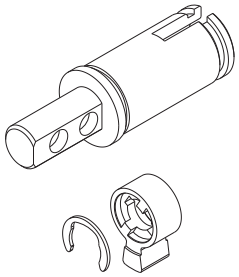

10 pieces KIT. Brass rotors for knob side European profile cylinders. **Shaft 16 mm.** Supplied with **30° DIN** cam and circlip.				
knob side **30 mm**	**003191**	10	-	1
knob side **35 mm**	**003192**	10	-	1
knob side **40 mm**	**003193**	10	-	1
knob side **45 mm**	**003194**	10	-	1
knob side **50 mm**	**003195**	10	-	1
knob side **55 mm**	**003262**	10	-	1
knob side **60 mm**	**003203**	10	-	1
knob side **65 mm**	**003204**	10	-	1
knob side **80 mm**	**003205**	10	-	1

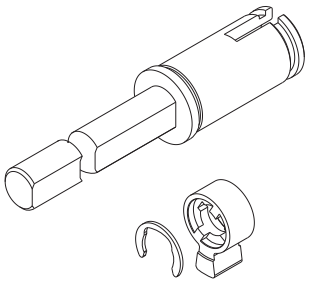

10 pieces KIT. Brass rotors for European profile cylinders **mm 30 knob side**. **Shaft 75 mm**. Supplied with **30° DIN** cam and circlip.	**003186**	10	-	1

F6/F6 Extra Specific components

	Code	Single package	Multiple package	Min. ord.
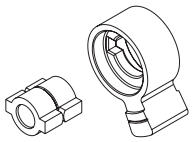 **10 pieces KIT.** Clutch system and **30° DIN cam**, for cylinders.	**003250**	10	-	1
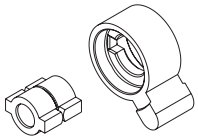 **10 pieces KIT.** Clutch system and **45°ISEO cam**. for **U.K.** profile cylinders	**003270**	10	-	1
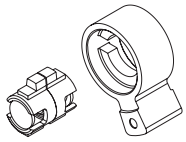 **10 pieces KIT.** Clutch system for double function cylinder, **30° DIN cam,** for cylinders.				
cylinder **mm 30+30**	**003207**	10	-	1
cylinder **mm 30+35**	**003208**	10	-	1
cylinder **mm 35+35**	**003209**	10	-	1
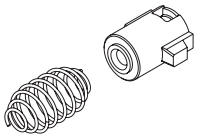 **10 pieces KIT.** Clutch system and spring for **knob kit.**				
key side **30 mm**	**003267**	10	-	1
key side **35 mm**	**003269**	10	-	1

F6/F6 Extra Components chart for cylinder

Single profile cylinder.

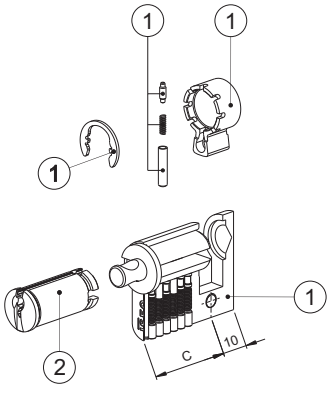

		Lato C Side C	
	(1)	(2)	
Misura cilindro Cylinder lenght	**Cilindro preassemblato** Preassembled cylinder	**Cilindretto** Plug	
C+10	**Codice** Code	**Misura** Lenght	**Codice** Code
30+10	88093010*	30	004425*
35+10	88093510*	35	004430*
40+10	88094010*	40	004435*
45+10	88094510*	45	004440*
50+10	88095010*	50	004445*
55+10	88095510*	55	004450*
60+10	88096010*	60	004455*
65+10	88096510*	65	004460*
70+10	88097010*	70	004465*
80+10	88098010*	80	004475*
90+10	88099010*	90	004485*

F6/F6 Extra Components chart for cylinder

Double profile cylinder.

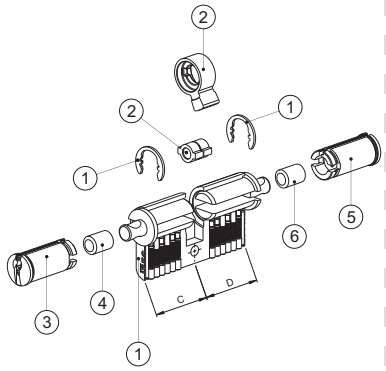

			Lato C Side C				Lato D Side D			
	(1)	(2)	(3)		(4)		(5)		(6)	
Misura cilindro Cylinder lenght	**Cilindro preassemblato** Preassembled cylinder	**Kit snodino** Clutch kit	**Cilindretto** Plug		**Distanziatore** Extension		**Cilindretto** Plug		**Distanziatore** Extension	
C+D	**Codice** Code	**Codice** Code	**Misura** Lenght	**Codice** Code	**mm**	**Codice** Code	**Misura** Lenght	**Codice** Code	**mm**	**Codice** Code
30+30	88093030*	003250	30	004425*	---	---	30	004425*	---	---
30+35	88093035*	003250	30	004425*	---	---	35	004430*	5	003211
30+40	88093040*	003250	30	004425*	---	---	40	004435*	10	003212
30+45	88093045*	003250	30	004425*	---	---	45	004440*	15	003213
30+50	88093050*	003250	30	004425*	---	---	50	004445*	20	003214
30+55	88093055*	003250	30	004425*	---	---	55	004450*	25	003215
30+60	88093060*	003250	30	004425*	---	---	60	004455*	30	003216
30+65	88093065*	003250	30	004425*	---	---	65	004460*	35	003217
30+70	88093070*	003250	30	004425*	---	---	70	004465*	40	003218
30+75	88093075*	003250	30	004425*	---	---	75	004470*	15+30	003213+003216
30+80	88093080*	003250	30	004425*	---	---	80	004475*	25+25	003215+003215
35+35	88093535*	003250	35	004430*	5	003211	35	004430*	5	003211
35+40	88093540*	003250	35	004430*	5	003211	40	004435*	10	003212
35+45	88093545*	003250	35	004430*	5	003211	45	004440*	15	003213
35+50	88093550*	003250	35	004430*	5	003211	50	004445*	20	003214
35+55	88093555*	003250	35	004430*	5	003211	55	004450*	25	003215
35+60	88093560*	003250	35	004430*	5	003211	60	004455*	30	003216
35+65	88093565*	003250	35	004430*	5	003211	65	004460*	35	003217
40+40	88094040*	003250	40	004435*	10	003212	40	004435*	10	003212
40+45	88094045*	003250	40	004435*	10	003212	45	004440*	15	003213
40+50	88094050*	003250	40	004435*	10	003212	50	004445*	20	003214
40+55	88094055*	003250	40	004435*	10	003212	55	004450*	25	003215
40+60	88094060*	003250	40	004435*	10	003212	60	004455*	30	003216
40+70	88094070*	003250	40	004435*	10	003212	70	004465*	40	003218
45+45	88094545*	003250	45	004440*	15	003213	45	004440*	15	003213
45+55	88094555*	003250	45	004440*	15	003213	55	004450*	25	003215
45+60	88094560*	003250	45	004440*	15	003213	60	004455*	30	003216
50+50	88095050*	003250	50	004445*	20	003214	50	004445*	20	003214
50+55	88095055*	003250	50	004445*	20	003214	55	004450*	25	003215
50+60	88095060*	003250	50	004445*	20	003214	60	004455*	30	003216
65+55	88096555*	003250	65	004460*	35	003217	55	004450*	25	003215

Double function cylinder.

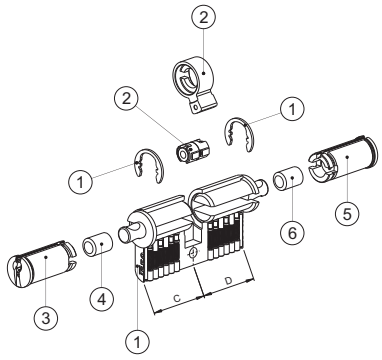

				Lato C Side C				Lato D Side D			
	(1)	(2)		(3)		(4)		(5)		(6)	
Misura cilindro Cylinder lenght	**Cilindro preassemblato** Preassembled cylinder	**Kit snodino doppia funzione** Double kit function		**Cilindretto** Plug		**Distanziatore** Extension		**Cilindretto** Plug		**Distanziatore** Extension	
C+D	**Codice** Code	**Misura** Lenght	**Codice** Code	**Misura** Lenght	**Codice** Code	**mm**	**Codice** Code	**Misura** Lenght	**Codice** Code	**mm**	**Codice** Code
30+30	88093030*	30+30	003207	30	004425*	---	---	30	004425*	---	---
30+35	88093035*	30+35	003208	30	004425*	---	---	35	004430*	---	---
30+40	88093040*	30+35	003208	30	004425*	---	---	40	004435*	5	003211
30+45	88093045*	30+35	003208	30	004425*	---	---	45	004440*	10	003212
30+50	88093050*	30+35	003208	30	004425*	---	---	50	004445*	15	003213
30+55	88093055*	30+35	003208	30	004425*	---	---	55	004450*	20	003214
30+60	88093060*	30+35	003208	30	004425*	---	---	60	004455*	25	003215
30+65	88093065*	30+35	003208	30	004425*	---	---	65	004460*	30	003216
30+70	88093070*	30+35	003208	30	004425*	---	---	70	004465*	35	003217
30+75	88093075*	30+35	003208	30	004425*	---	---	75	004470*	40	003218
30+80	88093080*	30+35	003208	30	004425*	---	---	80	004475*	15+30	003213+003216
35+35	88093535*	35+35	003209	35	004430*	---	---	35	004430*	---	---
35+40	88093540*	35+35	003209	35	004430*	---	---	40	004435*	5	003211
35+45	88093545*	35+35	003209	35	004430*	---	---	45	004440*	10	003212
35+50	88093550*	35+35	003209	35	004430*	---	---	50	004445*	15	003213
35+55	88093555*	35+35	003209	35	004430*	---	---	55	004450*	20	003214
35+60	88093560*	35+35	003209	35	004430*	---	---	60	004455*	25	003215
35+65	88093565*	35+35	003209	35	004430*	---	---	65	004460*	30	003216
40+40	88094040*	35+35	003209	40	004435*	5	003211	40	004435*	5	003211
40+45	88094045*	35+35	003209	40	004435*	5	003211	45	004440*	10	003212
40+50	88094050*	35+35	003209	40	004435*	5	003211	50	004445*	15	003213
40+55	88094055*	35+35	003209	40	004435*	5	003211	55	004450*	20	003214
40+60	88094060*	35+35	003209	40	004435*	5	003211	60	004455*	25	003215
40+70	88094070*	35+35	003209	40	004435*	5	003211	70	004465*	35	003217
45+45	88094545*	35+35	003209	45	004440*	10	003212	45	004440*	10	003212
45+55	88094555*	35+35	003209	45	004440*	10	003212	55	004450*	20	003214
45+60	88094560*	35+35	003209	45	004440*	10	003212	60	004455*	25	003215
50+50	88095050*	35+35	003209	50	004445*	15	003213	50	004445*	15	003213
50+55	88095055*	35+35	003209	50	004445*	15	003213	55	004450*	20	003214
50+60	88095060*	35+35	003209	50	004445*	15	003213	60	004455*	25	003215
65+55	88096555*	35+35	003209	65	004460*	30	003216	55	004450*	20	003214

F6/F6 Extra Components chart for cylinder

Cylinder prearranged for knob

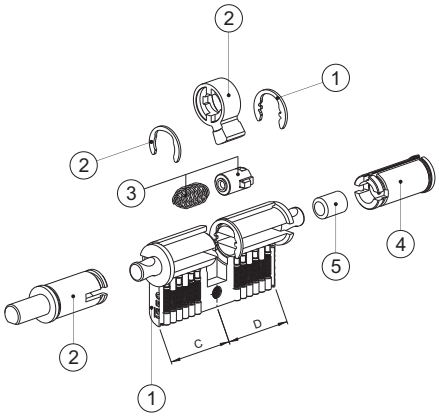

		Lato C Side C		Lato D Side D			
	(1)	(2)		(3)		(4)	
Misura cilindro Cylinder lenght	**Cilindro preassemblato** Preassembled cylinder	**Kit pomolo** Knob kit		**Kit snodino** Clutch kit		**Cilindretto** Plug	
C+D	**Codice** Code	**Misura** Lenght	**Codice** Code	**Misura** Lenght	**Codice** Code	**Misura** Lenght	**Codice** Code
30+30	88093030*	30	003191 003186	30	003196	30	004425*
30+35	88093035*	30	003191 003186	35	003197	35	004430*
30+40	88093040*	30	003191 003186	40	003198	40	004435*
30+45	88093045*	30	003191 003186	45	003199	45	004440*
30+50	88093050*	30	003191 003186	50	003200	50	004445*
30+55	88093055*	30	003191 003186	55	003201	55	004450*
30+60	88093060*	30	003191 003186	60	003202	60	004455*
30+65	88093065*	30	003191 003186	65	003255	65	004460*
30+70	88093070*	30	003191 003186	45 + 25	003199 + 003295 (5)	70	004465*
30+75	88093075*	30	003191 003186	50 + 25	003200 + 003295 (5)	75	004470*
30+80	88093080*	30	003191 003186	55 + 25	003201 + 003295 (5)	80	004475*
35+30	88093035*	35	003192	30	003196	30	004425*
35+35	88093535*	35	003192	35	003197	35	004430*
35+40	88093540*	35	003192	40	003198	40	004435*
35+45	88093545*	35	003192	45	003199	45	004440*
35+50	88093550*	35	003192	50	003200	50	004445*
35+55	88093555*	35	003192	55	003201	55	004450*
35+60	88093560*	35	003192	60	003202	60	004455*
35+65	88093565*	35	003192	65	003255	65	004460*
40+30	88093040*	40	003193	30	003196	30	004425*
40+40	88094040*	40	003193	40	003198	40	004435*
40+45	88094045*	40	003193	45	003199	45	004440*
40+50	88094050*	40	003193	50	003200	50	004445*
40+55	88094055*	40	003193	55	003201	55	004450*
40+60	88094060*	40	003193	60	003202	60	004455*
40+70	88094070*	40	003193	45 + 25	003199 + 003295 (5)	70	004465*
45+30	88093045*	45	003194	30	003196	30	004425*
45+35	88093545*	45	003194	35	003197	35	004430*
45+45	88094545*	45	003194	45	003199	45	004440*
45+55	88094555*	45	003194	55	003201	55	004450*
45+60	88094560*	45	003194	60	003202	60	004455*
50+40	88094050*	50	003195	40	003198	40	004435*
50+50	88095050*	50	003195	50	003200	50	004445*
50+55	88095055*	50	003195	55	003201	55	004450*
50+60	88095060*	50	003195	60	003202	60	004455*
55+65	88095565*	55	003262	65	003255	65	004460*
60+30	88093060*	60	003203	30	003196	30	004425*
60+40	88094060*	60	003203	40	003198	40	004435*
60+45	88094560*	60	003203	45	003199	45	004440*
60+50	88095060*	60	003203	50	003200	50	004445*
65+55	88096555*	65	003204	55	003201	55	004450*
80+30	88093080*	80	003205	30	003196	30	004425*

F6/F6 Extra Specific components

		Code	Single package	Multiple package	Min. ord.
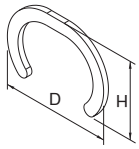	**250 pieces KIT.** Brass circlip for cylinders.				
	D=20 H=14 thickness 1 mm	**0037001**	250	-	1
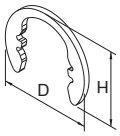	**250 pieces KIT.** Steel circlip for European profile cylinders. **For cylinders mm 56 - 61 only.**				
	D=15,6 H=12,2 thickness 1 mm	**0037011**	250	-	1
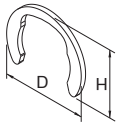	**250 pieces KIT.** Steel circlip knob side European profile cylinders.				
	D=15,5 H=12,2 thickness 1 mm	**0037121**	250	-	1
	1000 pieces KIT. STAINLESS STEEL top pin for European profile cylinders.				
F6 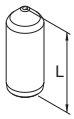	Ø2,5 x L=4,6 mm - **Step 0**	**F6/F6 Extra** **0032146**	1000	-	1
	Ø2,5 x L=5,1 mm - **Step 1**	**F6/F6 Extra** **0032151**	1000	-	1
	Ø2,5 x L=5,6 mm - **Step 2**	**F6/F6 Extra** **0032156**	1000	-	1
	Ø2,5 x L=6,1 mm - **Step 3**	**F6/F6 Extra** **0032161**	1000	-	1
F6 Extra 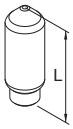	Ø2,5 x L=6,6 mm - **Step 4**	**F6/F6 Extra** **0032166**	1000	-	1
	Ø2,5 x L=7,1 mm - **Step 5**	**F6** **0032171**	1000	-	1
	Ø2,5 x L=7,1 mm - **Step 5**	**F6 Extra** **0032195**	1000	-	1
	Ø2,5 x L=7,6 mm - **Step 6**	**F6** **0032176**	1000	-	1
	Ø2,5 x L=7,6 mm - **Step 6**	**F6 Extra** **0032196**	1000	-	1
	Ø2,5 x L=8,1 mm - **Step 7**	**F6** **0032181**	1000	-	1
	Ø2,5 x L=8,1 mm - **Step 7**	**F6 Extra** **0032197**	1000	-	1
	Ø2,5 x L=8,6 mm - **Step 8**	**F6** **0032186**	1000	-	1
	Ø2,5 x L=8,6 mm - **Step 8**	**F6 Extra** **0032198**	1000	-	1
	1000 pieces KIT. Brass top pin.				
F6 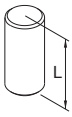	Ø2,5 x L=5,6 mm for European profile cylinders **F6**	**0033150**	1000	-	1
	Ø2,5 x L=3,5 mm for round cylinder Ø 26 and rim cylinder **F6**	**0033160**	1000	-	1
F6 Extra 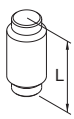	Ø2,5 x L=5,6 mm for European profile cylinders **F6 Extra**	**0034180**	1000	-	1
	1000 pieces KIT. Anti-picking bras top pin for cylinders.				
F6 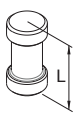	Ø2,5 x L=5,0 mm for European profile cylinders **F6**	**0034150**	1000	-	1
	Ø2,5 x L=3,5 mm for round cylinder Ø 26 and rim cylinder **F6**	**0034160**	1000	-	1
F6 Extra 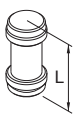	Ø2,5 x L=5,0 mm for European profile cylinders **F6 Extra**	**0034170**	1000	-	1

F6/F6 Extra Specific components

	Code	Single package	Multiple package	Min. ord.
				
1000 pieces KIT. Brass master wafer.				
Ø2,5 x L=1,0 mm - **Step 2**	**0039110**	1000	-	1
Ø2,5 x L=1,5 mm - **Step 3**	**0039115**	1000	-	1
Ø2,5 x L=2,0 mm - **Step 4**	**0039120**	1000	-	1
Ø2,5 x L=2,5 mm - **Step 5**	**0039125**	1000	-	1
Ø2,5 x L=3,0 mm - **Step 6**	**0039130**	1000	-	1
Ø2,5 x L=3,5 mm - **Step 7**	**0039135**	1000	-	1
Ø2,5 x L=4,0 mm - **Step 8**	**0039140**	1000	-	1
				
1000 pieces KIT. Cone-shaped brass plug for cylinders.				
Ø2,8 x L=3,6 mm for European profile cylinder	**0035136**	1000	-	1
Ø2,8 x L=3,0 mm for round cylinder Ø 26 and rim cylinder	**0035130**	1000	-	1
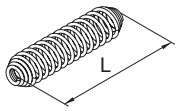				
1000 pieces KIT. Spring.				
Ø2,5 x L=13,5 mm for European profile cylinder **F6** series	**0038135**	1000	-	1
Ø2,5 x L=8,3 mm for round cylinders Ø 26 and detacted cylinders **F6** series	**0038084**	1000	-	1
Ø2,5 x L=13,5 mm for European profile cylinder **F6 Extra** series	**0038086**	1000	-	1
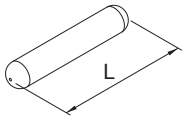				
500 pieces KIT. Anti-drill pin for **F6 Extra** rotor.				
Ø2 x L=3,8 mm	**0036065**	500	-	1
Ø2 x L=11 mm	**0036063**	500	-	1
				
Nickel plated brass key set.	**0206098**	1	-	1
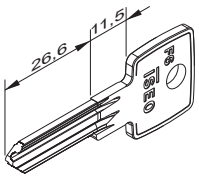				
50 pieces KIT. Nickel plated brass, key blank.	**020609**	50	-	10

CAMS AND KNOBS: SEE PAGE 1-163- 1-164

SWISSDOOR
DØRTEKNIK FOR PROFESSIONELLE

Components

F5

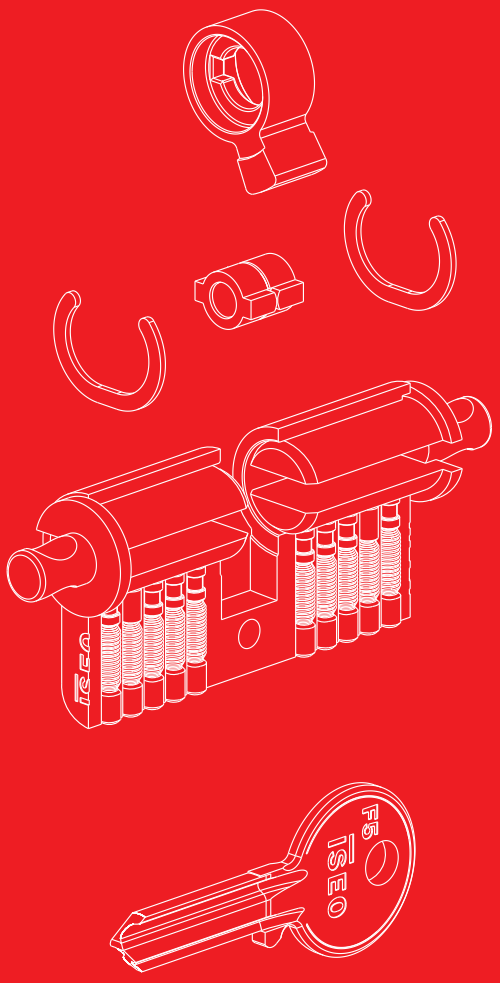

F5 Assembling tools

	Code	Single package	Multiple package	Min. ord.
 Pinning kit for **F5 cylinders** and **5 pins** padlocks provided with all spare parts and instructions	**003000**	1	-	1
Empty pinning kit **without spare parts** for F5 cylinders	**003100**	1	-	1
 Coding tool for **F5 European profile cylinders** and **U.K. profile cylinders** with instructions for coding changing and specific screwdriver	**003108**	1	-	1
 Pinning blade for **European profile cylinders** coding tools	**003111**	1	-	1
Pinning blade for **U.K. profile cylinders** coding tools	**003112**	1	-	1
 Circlips plier	**003104**	1	-	1
 Brass circlips closing plier	**003105**	1	-	1
 Plier for cylinder pins insertion	**003106**	1	-	1
 Pinning blade for **European profile cylinders**	**003007**	1	-	1
Pinning blade for **U.K. profile cylinders**	**003082**	1	-	1
 Pinning blade for **cylinders Scandinavian profile**	**003079**	1	-	1
 Caliper for keys	**003107**	1	-	1

F5 Pre-assembled cylinder

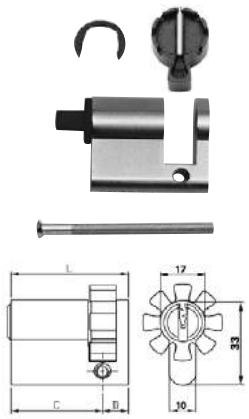

10 pieces KIT. F5 EUROPEAN SINGLE PROFILE NICKEL-PLATED cylinder.
5-pin big key. Pre-assembled, 8-position DIN cam, circlip, springs,
counterpins, plugs, nylon plug. Fixing screw. Rotor to be ordered separately.

	L C + D	Code	Single package	Multiple package	Min. ord.
L mm 40	(30+10)	**820930109..SS**	1	10	10
L mm 45	(35+10)	**820935109..SS**	1	10	10
L mm 50	(40+10)	**820940109..SS**	1	10	10
L mm 55	(45+10)	**820945109..SS**	1	10	10
L mm 60	(50+10)	**820950109..SS**	1	10	10
L mm 65	(55+10)	**820955109..SS**	1	10	10
L mm 70	(60+10)	**820960109..SS**	1	10	10
L mm 75	(65+10)	**820965109..SS**	1	10	10
L mm 80	(70+10)	**820970109..SS**	1	10	10
L mm 90	(80+10)	**820980109..SS**	1	10	10
L mm 100	(90+10)	**820990109..SS**	1	10	10
L mm 105	(95+10)	**820995109..SS**	1	10	10

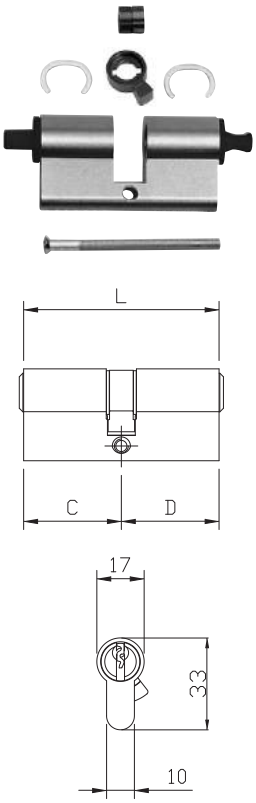

10 pieces KIT. F5 EUROPEAN DOUBLE PROFILE NICKEL-PLATED
cylinder. 5-pin big key. Pre-assembled, 30° DIN cam, brass circlips,
springs, counterpins, plugs, nylon plugs.
Fixing screw. Rotors to be ordered separately.

	L C + D	Code	Single package	Multiple package	Min. ord.
L mm 60	(30+30)	**820930309..SS**	1	10	10
L mm 65	(30+35)	**820930359..SS**	1	10	10
L mm 70	(30+40)	**820930409..SS**	1	10	10
	(35+35)	**820935359..SS**	1	10	10
L mm 75	(30+45)	**820930459..SS**	1	10	10
	(35+40)	**820935409..SS**	1	10	10
L mm 80	(30+50)	**820930509..SS**	1	10	10
	(35+45)	**820935459..SS**	1	10	10
	(40+40)	**820940409..SS**	1	10	10
L mm 85	(30+55)	**820930559..SS**	1	10	10
	(35+50)	**820935509..SS**	1	10	10
	(40+45)	**820940459..SS**	1	10	10
L mm 90	(30+60)	**820930609..SS**	1	10	10
	(35+55)	**820935559..SS**	1	10	10
	(40+50)	**820940509..SS**	1	10	10
	(45+45)	**820945459..SS**	1	10	10
L mm 95	(30+65)	**820930659..SS**	1	10	10
	(35+60)	**820935609..SS**	1	10	10
	(40+55)	**820940559..SS**	1	10	10
L mm 100	(30+70)	**820930709..SS**	1	10	10
	(35+65)	**820935659..SS**	1	10	10
	(40+60)	**820940609..SS**	1	10	10
	(50+50)	**820950509..SS**	1	10	10
L mm 105	(30+75)	**820930759..SS**	1	10	10
	(50+55)	**820950559..SS**	1	10	10
L mm 110	(30+80)	**820930809..SS**	1	10	10
	(50+60)	**820950609..SS**	1	10	10
L mm 120	(65+55)	**820965559..SS**	1	10	10

F5 Specific components

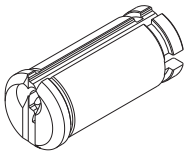

	Code	Single package	Multiple package	Min. ord.
10 pieces KIT. Nickel-plated brass rotor for European and U.K. profile cylinders.				
key side **mm 30**	**0045259**	10	-	1
key side **mm 35**	**0045309**	10	-	1
key side **mm 40**	**0045359**	10	-	1
key side **mm 45**	**0045409**	10	-	1
key side **mm 50**	**0045459**	10	-	1
key side **mm 55**	**0045509**	10	-	1
key side **mm 60**	**0045559**	10	-	1
key side **mm 65**	**0045609**	10	-	1
key side **mm 70**	**0045659**	10	-	1
key side **mm 75**	**0045709**	10	-	1
key side **mm 80**	**0045759**	10	-	1
key side **mm 90**	**0045859**	10	-	1
key side **mm 95**	**0045909**	10	-	1

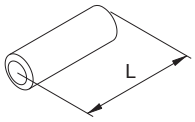

10 pieces KIT. Extension piece for European profile cylinders.				
length **5 mm**	**003211**	10	-	1
length **10 mm**	**003212**	10	-	1
length **15 mm**	**003213**	10	-	1
length **20 mm**	**003214**	10	-	1
length **25 mm**	**003215**	10	-	1
length **30 mm**	**003216**	10	-	1
length **35 mm**	**003217**	10	-	1
length **40 mm**	**003218**	10	-	1

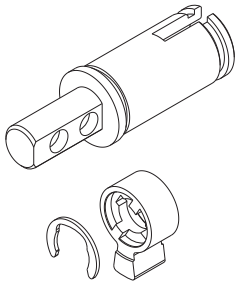

10 pieces KIT. Brass rotors for knob side European profile cylinders. **Shaft 16 mm.** Supplied with **30° DIN** cam and circlip.				
knob side **30 mm**	**003191**	10	-	1
knob side **35 mm**	**003192**	10	-	1
knob side **40 mm**	**003193**	10	-	1
knob side **45 mm**	**003194**	10	-	1
knob side **50 mm**	**003195**	10	-	1
knob side **60 mm**	**003203**	10	-	1
knob side **65 mm**	**003204**	10	-	1
knob side **80 mm**	**003205**	10	-	1

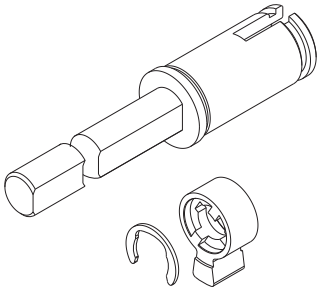

10 pieces KIT. Brass rotors for European profile cylinders **mm 30 knob side**. **Shaft 75 mm**. Supplied with **30° DIN** cam and circlip				
	003186	10	-	1

F5 Specific components

	Code	Single package	Multiple package	Min. ord.
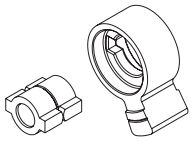 **10 pieces KIT.** Clutch system, **30° DIN cam**, for European profile cylinders.	**003250**	10	-	1
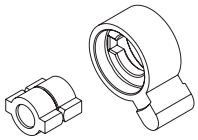 **10 pieces KIT.** Clutch system for U.K. cylinder profile, **45° ISEO cam.**	**003270**	10	-	1
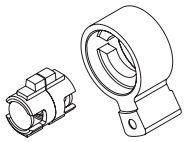 **10 pieces KIT.** Clutch system for double function cylinder, **30° DIN cam**.				
cylinder **mm 30+30**	**003207**	10	-	1
cylinder **mm 30+35**	**003208**	10	-	1
cylinder **mm 35+35**	**003209**	10	-	1
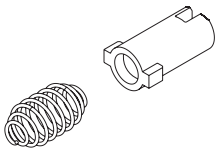 **KIT 10 pezzi.** Snodino e molla per **kit pomolo.**				
Key side **30 mm**	**003196**	10	-	1
Key side **35 mm**	**003197**	10	-	1
Key side **40 mm**	**003198**	10	-	1
Key side **45 mm**	**003199**	10	-	1
Key side **50 mm**	**003200**	10	-	1
Key side **55 mm**	**003201**	10	-	1
Key side **60 mm**	**003202**	10	-	1
Key side **65 mm**	**003255**	10	-	1
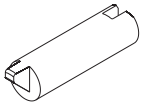 **10 pieces KIT.** Extension piece key side for knob side clutch system	**003295**	10	-	1

F5 Components chart for cylinder

Single profile cylinder.

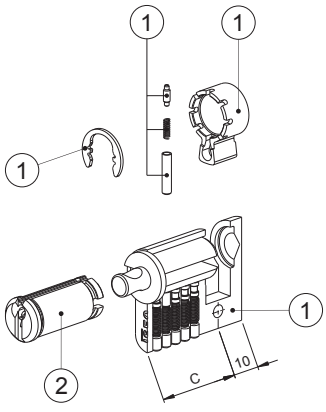

		Lato C Side C	
	(1)	(2)	
Misura cilindro Cylinder lenght	**Cilindro preassemblato** Preassembled cylinder	**Cilindretto** Plug	
C+10	**Codice** Code	**Misura** Lenght	**Codice** Code
30+10	82093010*	30	004525*
35+10	82093510*	35	004530*
40+10	82094010*	40	004535*
50+10	82095010*	50	004545*
55+10	82095510*	55	004550*
60+10	82096010*	60	004555*
65+10	82096510*	65	004560*
70+10	82097010*	70	004565*
80+10	82098010*	80	004575*
90+10	82099010*	90	004585*
95+10	82099510*	95	004590*

F5 Components chart for cylinder

Double profile cylinder.

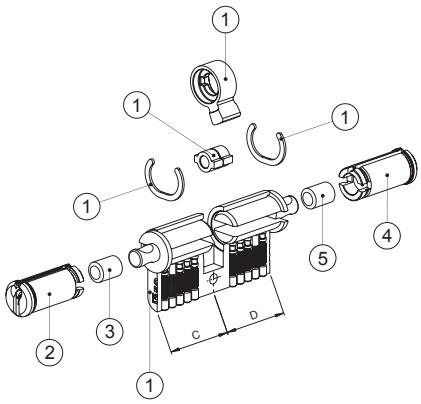

		Lato C Side C				Lato D Side D			
	(1)	(2)		(3)		(4)		(5)	
Misura cilindro Cylinder lenght	**Cilindro preassemblato** Preassembled cylinder	**Cilindretto** Plug		**Distanziatore** Extension		**Cilindretto** Plug		**Distanziatore** Extension	
C+D	**Codice** Code	**Misura** Lenght	**Codice** Code	**mm**	**Codice** Code	**Misura** Lenght	**Codice** Code	**mm**	**Codice** Code
30+30	82093030*	30	004525*	---	---	30	004525*	---	---
30+35	82093035*	30	004525*	---	---	35	004530*	5	003211
30+40	82093040*	30	004525*	---	---	40	004535*	10	003212
30+45	82093045*	30	004525*	---	---	45	004540*	15	003213
30+50	82093050*	30	004525*	---	---	50	004545*	20	003214
30+55	82093055*	30	004525*	---	---	55	004550*	25	003215
30+60	82093060*	30	004525*	---	---	60	004555*	30	003216
30+65	82093065*	30	004525*	---	---	65	004560*	35	003217
30+70	82093070*	30	004525*	---	---	70	004565*	40	003218
30+75	82093075*	30	004525*	---	---	75	004570*	15+30	003213+003216
30+80	82093080*	30	004525*	---	---	80	004575*	25+25	003215+003215
35+35	82093535*	35	004530*	5	003211	35	004530*	5	003211
35+40	82093540*	35	004530*	5	003211	40	004535*	10	003212
35+45	82093545*	35	004530*	5	003211	45	004540*	15	003213
35+50	82093550*	35	004530*	5	003211	50	004545*	20	003214
35+55	82093555*	35	004530*	5	003211	55	004550*	25	003215
35+60	82093560*	35	004530*	5	003211	60	004555*	30	003216
35+65	82093565*	35	004530*	5	003211	65	004560*	35	003217
40+40	82094040*	40	004535*	10	003212	40	004535*	10	003212
40+45	82094045*	40	004535*	10	003212	45	004540*	15	003213
40+50	82094050*	40	004535*	10	003212	50	004545*	20	003214
40+55	82094055*	40	004535*	10	003212	55	004550*	25	003215
40+60	82094060*	40	004535*	10	003212	60	004555*	30	003216
45+45	82094545*	45	004540*	15	003213	45	004540*	15	003213
50+50	82095050*	50	004545*	20	003214	50	004545*	20	003214
50+55	82095055*	50	004545*	20	003214	55	004550*	25	003215
50+60	82095060*	50	004545*	20	003214	60	004555*	30	003216
65+55	82096555*	65	004560*	35	003217	55	004550*	25	003215

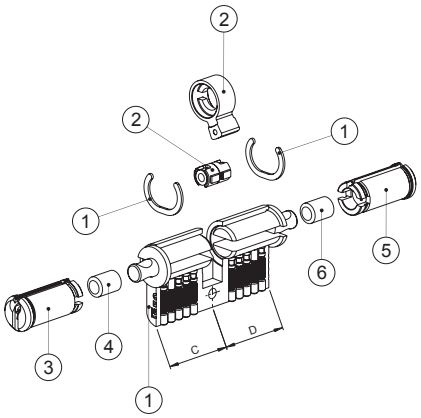

		Lato C Side C						Lato D Side D			
	(1)	(2)		(3)		(4)		(5)		(6)	
Misura cilindro Cylinder lenght	**Cilindro preassemblato** Preassembled cylinder	**Kit snodino doppia funzione** Double kit function		**Cilindretto** Plug		**Distanziatore** Extension		**Cilindretto** Plug		**Distanziatore** Extension	
C+D	**Codice** Code	**Misura** Lenght	**Codice** Code	**Misura** Lenght	**Codice** Code	**mm**	**Codice** Code	**Misura** Lenght	**Codice** Code	**mm**	**Codice** Code
30+30	82093030*	30+30	003207	30	004525*	---	---	30	004525*	---	---
30+35	82093035*	30+35	003208	30	004525*	---	---	35	004530*	---	---
30+40	82093040*	30+35	003208	30	004525*	---	---	40	004535*	5	003211
30+45	82093045*	30+35	003208	30	004525*	---	---	45	004540*	10	003212
30+50	82093050*	30+35	003208	30	004525*	---	---	50	004545*	15	003213
30+55	82093055*	30+35	003208	30	004525*	---	---	55	004550*	20	003214
30+60	82093060*	30+35	003208	30	004525*	---	---	60	004555*	25	003215
30+65	82093065*	30+35	003208	30	004525*	---	---	65	004560*	30	003216
30+70	82093070*	30+35	003208	30	004525*	---	---	70	004565*	35	003217
30+75	82093075*	30+35	003208	30	004525*	---	---	75	004570*	40	003218
30+80	82093080*	30+35	003208	30	004525*	---	---	80	004575*	15+30	003213+003216
35+35	82093535*	35+35	003209	35	004530*	---	---	35	004530*	---	---
35+40	82093540*	35+35	003209	35	004530*	---	---	40	004535*	5	003211
35+45	82093545*	35+35	003209	35	004530*	---	---	45	004540*	10	003212
35+50	82093550*	35+35	003209	35	004530*	---	---	50	004545*	15	003213
35+55	82093555*	35+35	003209	35	004530*	---	---	55	004550*	20	003214
35+60	82093560*	35+35	003209	35	004530*	---	---	60	004555*	25	003215
35+65	82093565*	35+35	003209	35	004530*	---	---	65	004560*	30	003216
40+40	82094040*	35+35	003209	40	004535*	5	003211	40	004535*	5	003211
40+45	82094045*	35+35	003209	40	004535*	5	003211	45	004540*	10	003212
40+50	82094050*	35+35	003209	40	004535*	5	003211	50	004545*	15	003213
40+55	82094055*	35+35	003209	40	004535*	5	003211	55	004550*	20	003214
40+60	82094060*	35+35	003209	40	004535*	5	003211	60	004555*	25	003215
45+45	82094545*	35+35	003209	45	004540*	10	003212	45	004540*	10	003212
50+50	82095050*	35+35	003209	50	004545*	15	003213	50	004545*	15	003213
50+55	82095055*	35+35	003209	50	004545*	15	003213	55	004550*	20	003214
50+60	82095060*	35+35	003209	50	004545*	15	003213	60	004555*	25	003215
65+55	82096555*	35+35	003209	65	004560*	30	003216	55	004550*	20	003214

F5 Components chart for cylinder

Cylinder prearranged for knob

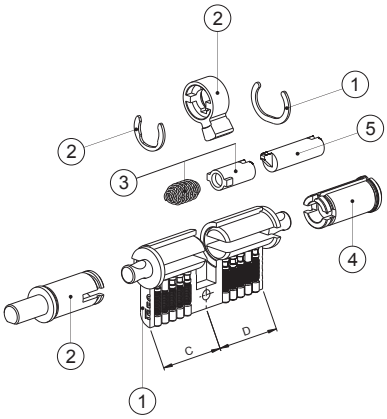

		Lato C Side C		Lato D Side D			
	(1)	(2)		(3)		(4)	
Misura cilindro Cylinder lenght	**Cilindro preassemblato** Preassembled cylinder	**Kit pomolo** Knob kit		**Kit snodino** Clutch kit		**Cilindretto** Plug	
C+D	**Codice** Code	**Misura** Lenght	**Codice** Code	**Misura** Lenght	**Codice** Code	**Misura** Lenght	**Codice** Code
30+30	82093030*	30	003191 003186	30	003196	30	004525*
30+35	82093035*	30	003191 003186	35	003197	35	004530*
30+40	82093040*	30	003191 003186	40	003198	40	004535*
30+45	82093045*	30	003191 003186	45	003199	45	004540*
30+50	82093050*	30	003191 003186	50	003200	50	004545*
30+55	82093055*	30	003191 003186	55	003201	55	004550*
30+60	82093060*	30	003191 003186	60	003202	60	004555*
30+65	82093065*	30	003191 003186	65	003255	65	004560*
30+70	82093070*	30	003191 003186	45 + 25	003199 + 003295 (5)	70	004565*
30+75	82093075*	30	003191 003186	50 + 25	003200 + 003295 (5)	75	004570*
30+80	82093080*	30	003191 003186	55 + 25	003201 + 003295 (5)	80	004575*
35+30	82093035*	35	003192	30	003196	30	004525*
35+35	82093535*	35	003192	35	003197	35	004530*
35+40	82093540*	35	003192	40	003198	40	004535*
35+45	82093545*	35	003192	45	003199	45	004540*
35+50	82093550*	35	003192	50	003200	50	004545*
40+30	82093040*	40	003193	30	003196	30	004525*
40+40	82094040*	40	003193	40	003198	40	004535*
40+45	82094045*	40	003193	45	003199	45	004540*
40+50	82094050*	40	003193	50	003200	50	004545*
40+55	82094055*	40	003193	55	003201	55	004550*
45+30	82093045*	45	003194	30	003196	30	004525*
45+35	82093545*	45	003194	35	003197	35	004530*
45+45	82094545*	45	003194	45	003199	45	004540*
50+40	82094050*	50	003195	40	003198	40	004535*
50+50	82095050*	50	003195	50	003200	50	004545*
50+55	82095055*	50	003195	55	003201	55	004550*
50+60	82095060*	50	003195	60	003202	60	004555*
60+30	82093060*	60	003203	30	003196	30	004525*
60+40	82094060*	60	003203	40	003198	40	004535*
60+45	82094560*	60	003203	45	003199	45	004540*
60+50	82095060*	60	003203	50	003200	50	004545*
65+55	82096555*	65	003204	55	003201	55	004550*
80+30	82093080*	80	003205	30	003196	30	004525*

F5 Specific components

	Code	Single package	Multiple package	Min. ord.
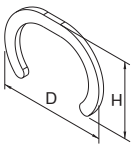				
250 pieces KIT. Brass circlip for cylinders.				
D=20 H=14 thickness mm 1	**0037001**	250	-	1
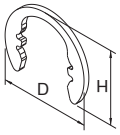				
250 pieces KIT. Steel circlip for European profile cylinders				
For cylinders mm 56 - 61 only.				
D=15,6 H=12,2 thickness mm 1	**0037011**	250	-	1
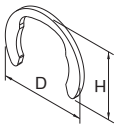				
250 pieces KIT. Steel circlip knob side European profile cylinders.				
D=15,5 H=12,2 thickness mm 1	**0037121**	250	-	1
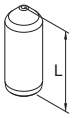				
1000 pieces KIT. Brass top pin for cylinders and IUSTUS padloks.				
Ø2,8 x L=5,0 mm - **Step 0**	**0032050**	1000	-	1
Ø2,8 x L=5,4 mm - **Step 1**	**0032054**	1000	-	1
Ø2,8 x L=5,8 mm - **Step 2**	**0032058**	1000	-	1
Ø2,8 x L=6,2 mm - **Step 3**	**0032062**	1000	-	1
Ø2,8 x L=6,6 mm - **Step 4**	**0032066**	1000	-	1
Ø2,8 x L=7,0 mm - **Step 5**	**0032070**	1000	-	1
Ø2,8 x L=7,4 mm - **Step 6**	**0032074**	1000	-	1
Ø2,8 x L=7,8 mm - **Step 7**	**0032078**	1000	-	1
Ø2,8 x L=8,2 mm - **Step 8**	**0032082**	1000	-	1
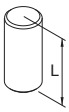				
1000 pieces KIT. Brass top pin.				
Ø2,8 x L=3 mm	**0033030**	1000	-	1
Ø2,8 x L=5 mm	**0033050**	1000	-	1
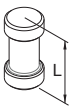				
1000 pieces KIT. Anti-picking brass top pin.				
Ø2,8 x L=3 mm	**0034030**	1000	-	1
Ø2,8 x L=5 mm	**0034050**	1000	-	1
				
1000 pieces KIT. Brass master wafer for cylinders and IUSTUS padloks.				
Ø2,8 x L=0,8 mm - **Step 2**	**0039008**	1000	-	1
Ø2,8 x L=1,2 mm - **Step 3**	**0039012**	1000	-	1
Ø2,8 x L=1,6 mm - **Step 4**	**0039016**	1000	-	1
Ø2,8 x L=2,0 mm - **Step 5**	**0039020**	1000	-	1
Ø2,8 x L=2,4 mm - **Step 6**	**0039024**	1000	-	1
Ø2,8 x L=2,8 mm - **Step 7**	**0039028**	1000	-	1
Ø2,8 x L=3,2 mm - **Step 8**	**0039032**	1000	-	1

F5 Specific components

	Code	Single package	Multiple package	Min. ord.
				
1000 pieces KIT. Cone-shaped brass plug for **F5** and **IUSTUS padlocks: mm 45-50 and mm 70 for gates.**				
mm 3,1x3,2	**0035038**	1000	-	1
mm 3,1x4,5	**0035049**	1000	-	1
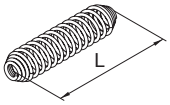				
1000 pieces KIT. Spring for **round, oval, detached, fixed F5** cylinders.				
mm Ø 2,8x7,3	**0038073**	1000	-	1
1000 pieces KIT. Spring for **F5 cylinders and padlocks**				
mm Ø 2,8x13	**0038130**	1000	-	1
				
Nickel plated brass key set for **F5** cylinder.	**0202599**	1	-	1
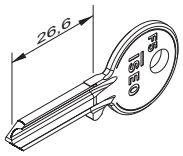				
100 pieces KIT. Nickel plated big key blank, 5 pins, ISEO profile, right hand.	**020259**	100	-	100

Common accessories

	Code	Single package	Multiple package	Min. ord.
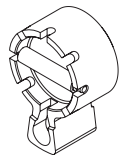 **10 pieces KIT.** 8 position DIN cam for European single profile cyliders. **F5 - F6 - F6 Extra - R6 - R7 Extra**	**003132**	10	-	1
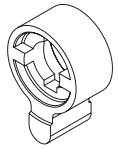 **100 pieces KIT.** ISEO cam for European double profile knob cylinders. **F5 - F6 - F6 Extra - R6 - R7 Extra**	**003150**	100	-	1
 **100 pieces KIT.** 30° DIN cam for European profile knob cylinders. **F5 - F6 - F6 Extra**	**003184**	100	-	1
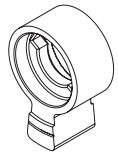 **100 pieces KIT.** 30° DIN cam for European double profile cylinders. **F5 - F6 - F6 Extra**	**003153**	100	-	1
 **100 pieces KIT.** 30° DIN cam for European single profile cylinders. **F5 - F6 - F6 Extra**	**003164**	100	-	1
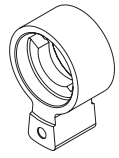 **100 pieces KIT.** 30° DIN cam for European profile double function cylinders. **F5 - F6 - F6 Extra**	**003189**	100	-	1
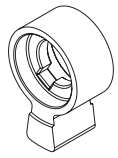 **100 pieces KIT.** 30° DIN cam for European double profile cylinders. **R6 - R7 Extra**	**003155**	100	-	1
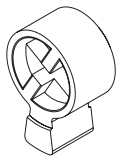 **100 pieces KIT.** 30° DIN cam for European single profile cylinders. **R6 - R7 Extra**	**003157**	100	-	1

Common accessories

	Code	Single package	Multiple package	Min. ord.
 **100 pieces KIT.** 30° DIN cam for European profile cylinders, double function.				
R6 - R6 New - R7	**003225**	100	-	1
 **10 pieces KIT. ROUND GRIP KNOB Ø30 mm.** For cylinders prearranged for knob. Fixing screw included.				
polished and painted brass finish	**044177**	1	10	1
satin nickel plated finish	**044179**	1	10	1
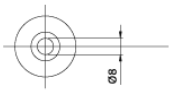				
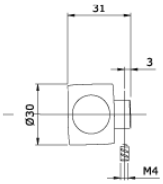				
 **10 pieces KIT. FLAT KNOB 35 mm.** For cylinders prearranged for knob. Fixing screw included.				
polished and painted brass finish	**044167**	1	10	1
satin nickel plated finish	**044169**	1	10	1
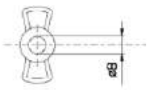				
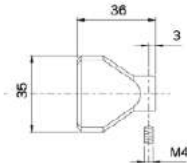				

SWISSDOOR
DØRTEKNIK FOR PROFESSIONELLE

Components

Iustus
Aditus

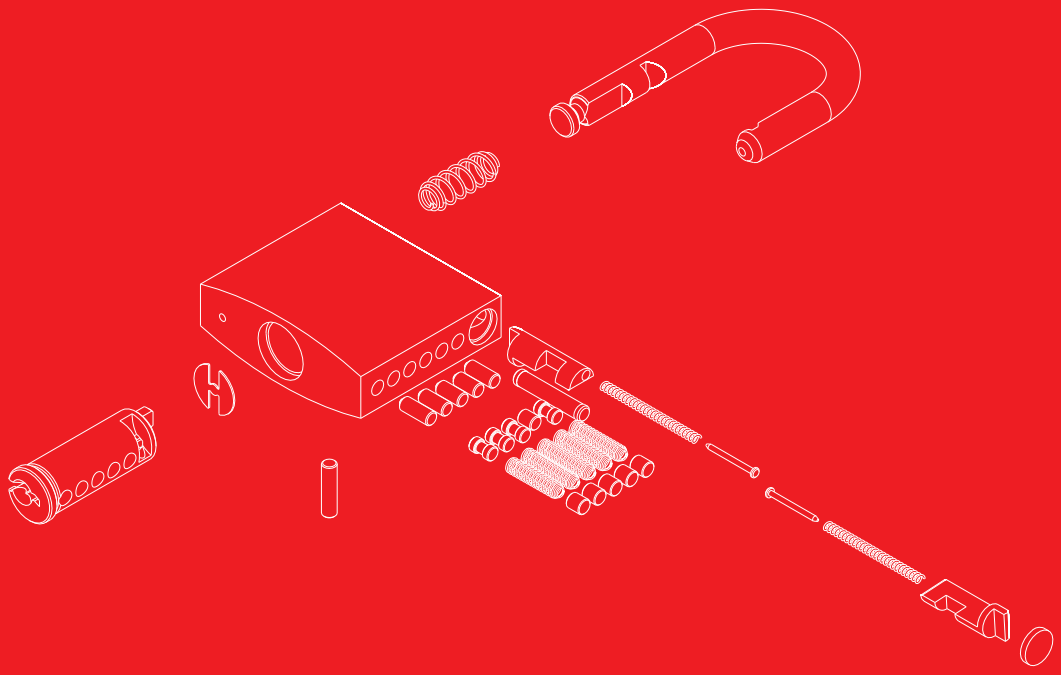

Padlocks

	Code	Single package	Multiple package	Min. ord.
 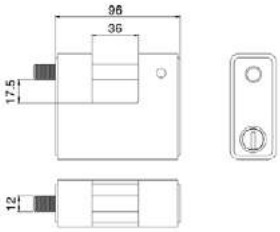  RECTANGULAR padlock BOXER, **FULLY ARMOURED**, for gates. Body in zamak and 96 mm case in chrome-plated carbonitrited steel. **TO BE USED WITH mm 40 (30+10) EUROPEAN SINGLE PROFILE CYLINDER**, with projecting cam. STAINLESS STEEL shaft Ø 12, opening grip. Shaft ball-locking. **36 x 17,5 mm shaft clearance.** When the padlock is open the case can be removed to place the cylinder. **Cylinder to be ordered separately.** The key can be removed only when the padlock is closed.	**809909I**	1	-	1


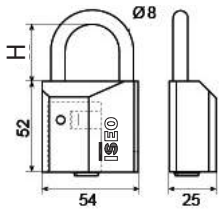


UNIVERSAL padlock. PREARRANGED FOR mm 40 (30+10) EUROPEAN PROFILE CYLINDER, with projecting cam.
54 mm body in satin nickel-plated brass.
STEEL shaft Ø 8, 30 or 50 mm shaft clearance.
Cylinder to be ordered separately.

H= 30 mm **carbonitrited steel shaft**	**40006000000030**	1	-	1
H= 50 mm **stainless steel shaft**	**40006000000050**	1	-	1
H= 30 mm **carbonitrited steel shaft** The key can be removed only when the padlock is closed.	**4000600000SZ30**	1	-	1
H= 50 mm **stainless steel shaft** The key can be removed only when the padlock is closed.	**4000600000SZ50**	1	-	1

Solid brass padlocks



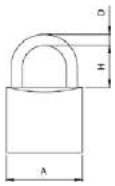

	Code	Single package	Multiple package	Min. ord.
IUSTUS shackle padlock. **BODY IN BRASS**. Chrome-plated steel shackle. (key blank 020259). Antipick disk.				
50 mm, 5 pins, **28 mm** shackle	**800507W.SA**	1	10	10
60 mm, 5 pins, **35 mm** shackle	**800607W.SA**	1	10	10
70 mm, 5 pins, **44 mm** shackle	**800707W.SA**	1	10	10



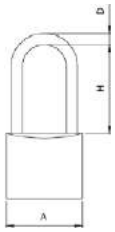

IUSTUS long shackle padlock. **BODY IN BRASS**. Chrome-plated steel shackle. (key blank 020259). Antipick disk.				
50 mm, 5 pins, **50 mm** shackle	**802507W.SA**	1	10	10
50 mm, 5 pins, **90 mm** shackle	**802527W.SA**	1	10	10



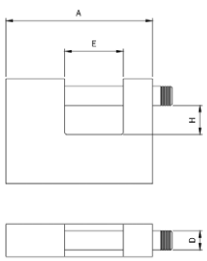

IUSTUS RECTANGULAR padlock for gates. **mm 70 BODY IN BRASS**. Shaft in chrome-plated carbonitrided steel Ø 12, opening grip. Shaft ball-locking (key blank 020259).				
mm 20 X 15 SHAFT CLEARANCE.	**804707W.SA**	1	6	6
IUSTUS RECTANGULAR padlock for gates. **mm 90 BODY IN BRASS**. Shaft in chrome-plated carbonitrided steel Ø 12, opening grip. Shaft ball-locking (key blank 020259).				
mm 36 X 18 SHAFT CLEARANCE.	**804907W.SA**	1	6	6

Specific components

	Code	Single package	Multiple package	Min. ord.
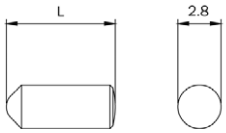				
1000 pieces KIT. Brass pin for **F5** cylinders and **IUSTUS padlocks** coding. (For big keys).				
Ø2,8 x L=5,0 mm - **step 0**	**0032050**	1000	-	1
Ø2,8 x L=5,4 mm - **step 1**	**0032054**	1000	-	1
Ø2,8 x L=5,8 mm - **step 2**	**0032058**	1000	-	1
Ø2,8 x L=6,2 mm - **step 3**	**0032062**	1000	-	1
Ø2,8 x L=6,6 mm - **step 4**	**0032066**	1000	-	1
Ø2,8 x L=7,0 mm - **step 5**	**0032070**	1000	-	1
Ø2,8 x L=7,4 mm - **step 6**	**0032074**	1000	-	1
Ø2,8 x L=7,8 mm - **step 7**	**0032078**	1000	-	1
Ø2,8 x L=8,2 mm - **step 8**	**0032082**	1000	-	1
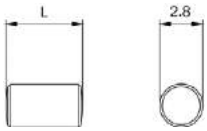				
1000 pieces KIT. Anti-picking brass top pin for **F5** cylinders. **IUSTUS padlocks: mm 45 - 50 - 60 - 70** and **mm 70 - 90 for gates**.				
Ø2,8x L=5 mm	**0033050**	1000	-	1
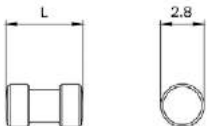				
1000 pieces KIT. Brass top pin for **F5** cylinders, **IUSTUS padlocks: mm 45 - 50 - 60 - 70** and **mm 70 - 90 for gates**.				
Ø2,8 x L=5 mm	**0034050**	1000	-	1
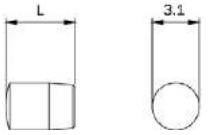				
1000 pieces KIT. Brass cone shaped plug for **F5** cylinders, **IUSTUS padlocks: mm 45 - 50** and **mm 70 for gates.**				
Ø3,1 x L=4,5 mm	**0035049**	1000	-	1
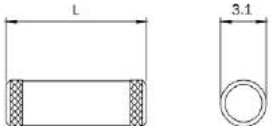				
1000 pieces KIT. Plug.				
For mm 60 shackle padlocks, mm **3,1x9,5**	**0035095**	1000	-	1
For mm 70 shackle padlocks and mm 90 rectangular padlocks, mm **3,1x14,5**	**0035145**	1000	-	1
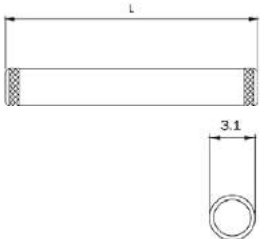				
200 pieces KIT. Cylinders retaining pin				
mm 45 - 50 shackle padlocks, mm **3,1x20,5**	**0036205**	200	-	1
mm 60 shackle padlocks, mm **3,1x25,5**	**0036255**	200	-	1
mm 70 shackle padlocks, mm **3,1x30,5**	**0036305**	200	-	1
mm 70 rectangular padlocks, mm **3,1x21,5**	**0036215**	200	-	1
mm 90 rectangular padlocks, mm **3,1x31,5**	**0036315**	200	-	1
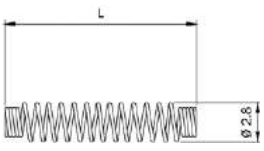				
1000 pieces KIT. Spring for **F5** cylinders, **IUSTUS padlocks mm 45 - 50 - 60 - 70** and **mm 70 - 90 for gates.**				
Ø2,8x L=13 mm	**0038130**	1000	-	1

SWISSDOOR
DØRTEKNIK FOR PROFESSIONELLE



SWISSDOOR
DØRTEKNIK FOR PROFESSIONELLE

Locks for metal frames

Multiblindo eMotion 2-6
e.g. code 7A36*-7A37*

Multiblindo Easy 2-14
e.g. code 7A39*-7A32*-7A12*-7A19*

Multiblindo classic 2-32
e.g. code 7991*-7951*-7955*-7911*

Perforga 2-60
e.g. code 72*

Top Exit 2-104
e.g. code 707*-717*

Thesis 2.0 2-114
e.g. code 0750*-0751*-0760*-0780*

Electa 2-150
e.g. code 785*-781*-783*-782*-743*-713*
711*-714*

Shutters 2-181
e.g. code 7833*-7834*-7820*-746*

Locks for metal frames 2-187
e.g. code 74*N*-745*-75*-76*-90*-30*

**Mortice locks
for metal frames** 2-200
i.e. code 96*-98*-55*-704*-70*-71*-72*

**2001 - 500
Electric locks** 2-216
e.g. code 52*-53*-510*-500*-38*

Ferroglietto 2-226
e.g. code 315*-310*

Portoncino 2-227
e.g. code 48*-43*

Iron frames and gates 2-229
e.g. code 66*-120*-14*-15*-77*-504*- 60*
61*-62*-63*

Shutters and garage doors 2-240
e.g. code 64*-102*-105*-109*

**Locks for electric
cabins** 2-246
e.g. code 818*-868*

Match 2-256
e.g. code 56*-040*-033*

Striking plates 2-264
e.g. code 038*-033*

LEGEND

For aluminium frames

For iron frames

How to read the marking UNI EN 12209:05

Classification for mechanical locks (lateral locking).



3	X	8	0	0	G	2	H	A	2	0
Category of use	Durability and load on latchbolt	Door mass and locking force	Suitability for use on fire/smoke resistant doors	People's safety	Corrosion resistance and temperature requirement	Goods' security and drill resistance	Field of door application	Type of key operation and locking	Type of spindle operation	Key identification requirement

Category of use
There are three grades (example: grade 1: for residential doors, grade 2: for offices doors, grade 3: for doors in public buildings)

Durability and load on latchbolt
There are twelve grades (example: grade A: 50.000 operations and no load on latchbolt
grade X: 200.000 operations and 120 N load on latchbolt)

Door mass and locking force
There are nine grades (example: grade 1: up to 100 kg door mass with 50 N maximum locking force,
grade 9: over 200 kg door mass with 15 N maximum locking force)

Suitability for use on fire/smoke resistant doors
There are two grades (example: grade 0: non suitable for use on fire/smoke resistant door,
grade 1: suitable for use on fire/smoke resistant door)

People's safety
There is only one grade: grade 0: no safety requirement

Corrosion resistance and temperature requirement
There are eight grades (example: grade 0: no corrosion resistance and temperature requirement,
grade G: very high corrosion resistance and temperature requirement from -20°C up to +80°C)

Goods' security and drill resistance
There are seven grades (example: grade 1: minimum security and no drill resistance, grade 7:
very high security and drill resistance)

Field of door application
There are fifteen grades (example: grade A: mortice lock for sliding or hinged door, grade T:
rim lock for sliding or hinged door, front plate not supported)

Type of key operation and locking
There are nine grades (example: grade A: cylinder lock or latch; manually locking,
grade H: lock without key operation and automatically locking)

Type of spindle operation
There are five grades (example: grade 0: lock or latch without follower, grade 4:
lock or latch for heavy duty unsprung lever handle operation specified by the manufacturer)

Key identification requirement
There are nine grades (example: grade 0: no requirements, grade H:
minimum eight detaining elements, extended number of effective differs)

For further information please refer to UNI EN 12209:05 standard

How to read the marking prEN 15685:09

Classification for mechanical locks (multipoint locking).



3	X	8	A	0	G	7	3	1
Category of use	Durability and load on latchbolt	Door mass and locking force	Suitability for use on fire/smoke resistant doors	Key identification requirement	Corrosion resistance and temperature requirement	Security for locking POINT	Security for anti-separation POINT	Clenching POINT

Category of use
There are three grades (example: grade 1: for residential doors, grade 2: for offices doors, grade 3: for doors in public building)

Durability and load on latchbolt
There are ten grades (example: grade A: 50.000 operations and no load on latchbolt for locks without latchbolt, grade Z: 500.000 operations and 120 N load on latchbolt)

Door mass and locking force
There are ten grades (example: grade 1: up to 100 kg door mass and 50 N maximum locking force, grade 9: over 200 kg door mass and 15 N maximum locking force)

Suitability for use on fire/smoke resistant doors
There are three grades (example: grade 0: non suitable for use on fire/smoke resistant door, grade B: suitable for use on fire/smoke resistant door)

Key identification requirement
There are nine grades (example: grade 0: not applicable, grade H: minimum eight detaining elements, extended number of effective codings)

Corrosion resistance and temperature requirement
There are eight grades (example: grade 0: no corrosion resistance and no temperature requirement, grade G: very high corrosion resistance and temperature requirement from -25°C up to +70°C)

Security for locking point
There are six grades (example: grade 0: no security requirements, grade 7: very high security with drill resistance)

Security for anti-separation point
There are eight grades (example: grade 0: no declared anti-separation POINT, grade 7: very high performance with drill resistance)

Clenching point
There are five grades (example: grade 0: no clenching force requirements, grade 4: clenching force = 120 N)

For further information please refer to prEN 15685 standard

SWISSDOOR
DØRTEKNIK FOR PROFESSIONELLE



Multiblindo eMotion

Electromechanical automatic lock

Multiblindo eMotion

Perfect combination of comfort and security in any situation.
The new electromechanical automatic lock represents the electronic evolution of Multiblindo Easy.
From the outside it operates by key or the most advanced electronic access control systems: fingerscan, keyboard, transponder, PIN-code. From the inside it operates electronically in a simple and fast way through a normal keyboard, allowing the end user to set three different locking functions: Total, Light, Free.



It is certified

according to EN14846:08 and prEN15685:09 European standards.
Multiblindo eMotion ensures top-level intrusion protection; it doesn't lose the settings in case of a blackout and, if necessary, it always assures the mechanical key or handle action.

Example of certification:

3	X	8	D	0	M	7	1	3

With sound feedback

A special system monitors the door status and sends opening and closing sound signals, which can be set or completely excluded by the end user.



Set your time

The user can set the time span between the opening pulse and the automatic relocking of the door.

Multiblindo eMotion has three options allowing an instant opening as well as to choose the automatic relocking mode according to the user's security requirements. It is operated through an electronic control for all the settings.

Total. When pressing the pushbutton the door opens and a sound signal is produced. When it closes, Multiblindo eMotion will automatically trigger the latchbolt and deadbolts: the sound feedback will indicate the total locking. Total security: this setting ensures your door the highest security.

Light. When pressing the pushbutton the door opens and a sound signal is produced. When it closes, Multiblindo eMotion will automatically trigger the latchbolt only: a different and more flexible security level for a partial and fast locking.

Free. With this setting, Multiblindo eMotion keeps the latchbolt and deadbolts completely unlocked: the door will stay in a free-opening status, in the classic hold-open situation. Total freedom ensuring a free access both from inside and outside until a new setting is given.

Doors opening direction.

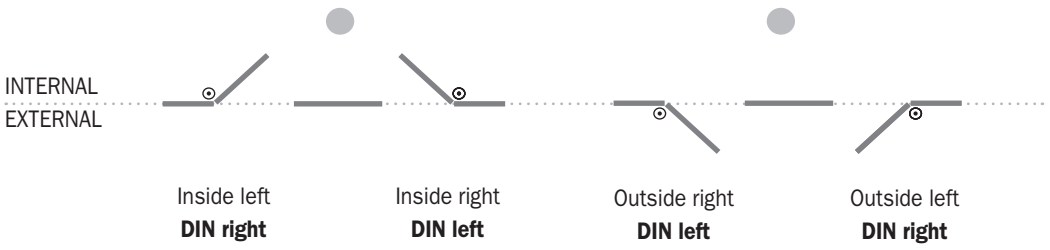

Multiblindo Motion

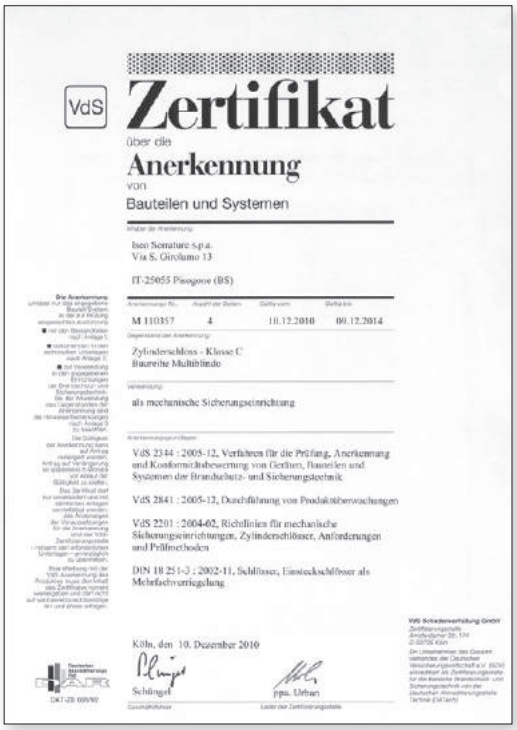

VdS

Zertifikat

über die

Anerkennung

von

Bauteilen und Systemen

Inhaber der Anerkennung:

Iseo Serrature S.p.a.
Via S. Girolamo 13

IT-25055 Pisogne (BS)

Anerkennungs-Nr.	Anzahl der Seiten	Gültig von	Gültig bis
M 110357	4	10.12.2010	09.12.2014

Gegenstand der Anerkennung:

Zylinderschloss - Klasse C
Baureihe Multiblindo

Verwendung:

als mechanische Sicherungseinrichtung

Anerkennungsgrundlagen:

VdS 2344 : 2005-12, Verfahren für die Prüfung, Anerkennung und Konformitätsbewertung von Geräten, Bauteilen und Systemen der Brandschutz- und Sicherungstechnik

VdS 2841 : 2005-12, Durchführung von Produktüberwachungen

VdS 2201 : 2004-02, Richtlinien für mechanische Sicherungseinrichtungen, Zylinderschlösser, Anforderungen und Prüfmethoden

DIN 18 251-3 : 2002-11, Schlösser, Einsteckschlösser als Mehrfachverriegelung

Köln, den 10. Dezember 2010

Schüngel

ppa. Urban

Geschäftsführer

Leiter der Zertifizierungsstelle

VdS Schadenverhütung GmbH
Zertifizierungsstelle
Amsterdamer Str. 174
D-50735 Köln

Der Unternehmer des Gesamtverbandes der Deutschen Versicherungswirtschaft e.V. (GDV) anerkannt als Zertifizierungsstelle für die Bereiche Brandschutz- und Sicherungstechnik von der Deutschen Akkreditierungsstelle Technik (D.A.T.ech)

DAT-ZE 009/90

CLASS C

VDS is an indipendent German institute.
A VDS certification helps end users to distinguish high quality from mediocre products and services.
ISEO Serrature has obtained the highest security certification for Multiblindo product range, **CLASS C.**

Multiblindo Motion 92 mm centre distance



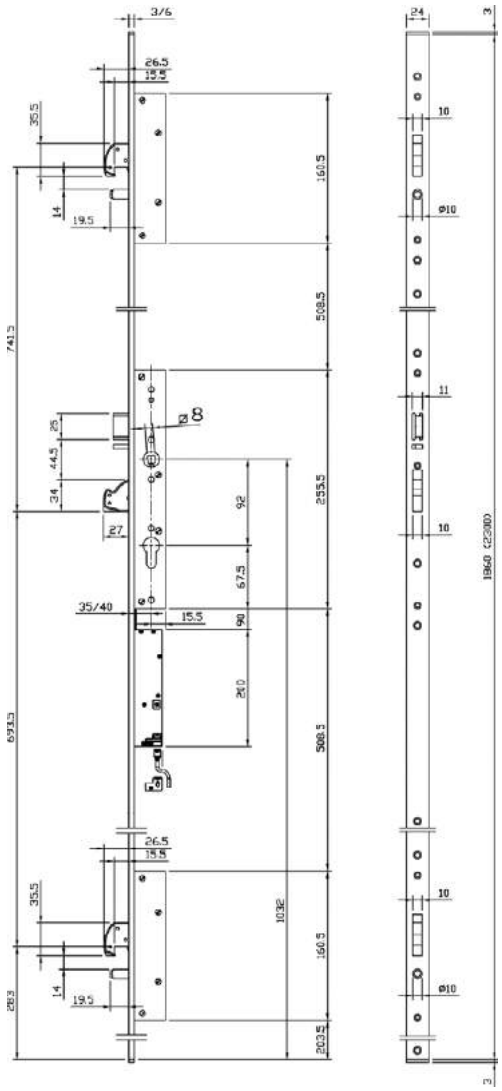

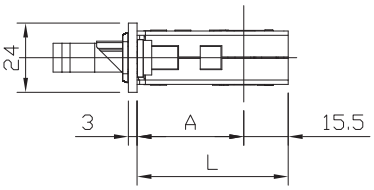

ENTRATA	A	L
35	32	47.5
40	37	52.5
45	42	57.5
50	47	62.5
55	52	67.5
60	57	72.5
65	62	77.5

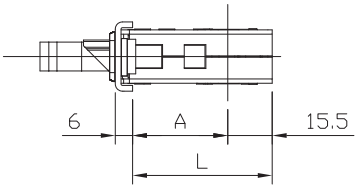

ENTRATA	A	L
35	28	43.5
40	33	48.5
45	38	53.5
50	43	58.5
55	48	63.5
60	53	68.5
65	58	73.5

ELECTROMECHANICAL 12Vdc MULTIPOINT mortice lock for metal frames,
AUTOMATIC LOCKING OF THE LATCHBOLT AND 3 DEADBOLTS, **ROTATING HOOK DEVIATORS**.
Central lock, centre distance mm 92, operating with European profile cylinder.
Right or left latchbolt, **non reversible.**
Deadbolts and latchbolt operated by key, handle or motor.
Lock and deviators deadbolts mm 27 throw, with anti-drill and anti-cut cover plates in carbonitrided steel.
Connection cable, 2 nylon end blocks for U-version. Fixing screws. Instruction sheet.

Accessories to be ordered separately:
Striking plates **U-front plate**
mechanical strikers 033232 - 033233
strikers for deviators 033167 - 033171
Flat front plate
mechanical striker 033230 - 033231
strikers for deviators 033165 - 033169

Multiblindo Motion 92 mm centre distance

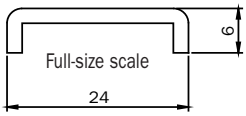

	Code	Single package	Multiple package	Min. ord.
U-front plate mm **2300x24x6** in stainless steel. Backset mm 35 **DIN RIGHT**	**7A3600352.D**	1	-	1
U-front plate mm **2300x24x6** in stainless steel. Backset mm 40 **DIN RIGHT**	**7A3600402.D**	1	-	1
U-front plate mm **2300x24x6** in stainless steel. Backset mm 45 **DIN RIGHT**	**7A3600452.D**	1	-	1
U-front plate mm **2300x24x6** in stainless steel. Backset mm 50 **DIN RIGHT**	**7A3600502.D**	1	-	1
U-front plate mm **2300x24x6** in stainless steel. Backset mm 55 **DIN RIGHT**	**7A3600552.D**	1	-	1
U-front plate mm **2300x24x6** in stainless steel. Backset mm 60 **DIN RIGHT**	**7A3600602.D**	1	-	1
U-front plate mm **2300x24x6** in stainless steel. Backset mm 65 **DIN RIGHT**	**7A3600652.D**	1	-	1
U-front plate mm **2300x24x6** in stainless steel. Backset mm 35 **DIN LEFT**	**7A3600352.S**	1	-	1
U-front plate mm **2300x24x6** in stainless steel. Backset mm 40 **DIN LEFT**	**7A3600402.S**	1	-	1
U-front plate mm **2300x24x6** in stainless steel. Backset mm 45 **DIN LEFT**	**7A3600452.S**	1	-	1
U-front plate mm **2300x24x6** in stainless steel. Backset mm 50 **DIN LEFT**	**7A3600502.S**	1	-	1
U-front plate mm **2300x24x6** in stainless steel. Backset mm 55 **DIN LEFT**	**7A3600552.S**	1	-	1
U-front plate mm **2300x24x6** in stainless steel. Backset mm 60 **DIN LEFT**	**7A3600602.S**	1	-	1
U-front plate mm **2300x24x6** in stainless steel. Backset mm 65 **DIN LEFT**	**7A3600652.S**	1	-	1

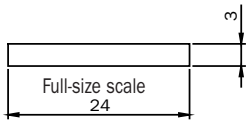

Flat front plate mm **2300x24x3** in stainless steel. Backset mm 35 **DIN RIGHT**	**7A3610352.D**	1	-	1
Flat front plate mm **2300x24x3** in stainless steel. Backset mm 40 **DIN RIGHT**	**7A3610402.D**	1	-	1
Flat front plate mm **2300x24x3** in stainless steel. Backset mm 45 **DIN RIGHT**	**7A3610452.D**	1	-	1
Flat front plate mm **2300x24x3** in stainless steel. Backset mm 50 **DIN RIGHT**	**7A3610502.D**	1	-	1
Flat front plate mm **2300x24x3** in stainless steel. Backset mm 55 **DIN RIGHT**	**7A3610552.D**	1	-	1
Flat front plate mm **2300x24x3** in stainless steel. Backset mm 60 **DIN RIGHT**	**7A3610602.D**	1	-	1
Flat front plate mm **2300x24x3** in stainless steel. Backset mm 65 **DIN RIGHT**	**7A3610652.D**	1	-	1
Flat front plate mm **2300x24x3** in stainless steel. Backset mm 35 **DIN LEFT**	**7A3610352.S**	1	-	1
Flat front plate mm **2300x24x3** in stainless steel. Backset mm 40 **DIN LEFT**	**7A3610402.S**	1	-	1
Flat front plate mm **2300x24x3** in stainless steel. Backset mm 45 **DIN LEFT**	**7A3610452.S**	1	-	1
Flat front plate mm **2300x24x3** in stainless steel. Backset mm 50 **DIN LEFT**	**7A3610502.S**	1	-	1
Flat front plate mm **2300x24x3** in stainless steel. Backset mm 55 **DIN LEFT**	**7A3610552.S**	1	-	1
Flat front plate mm **2300x24x3** in stainless steel. Backset mm 60 **DIN LEFT**	**7A3610602.S**	1	-	1
Flat front plate mm **2300x24x3** in stainless steel. Backset mm 65 **DIN LEFT**	**7A3610652.S**	1	-	1



Power supply - **230Vac - 12Vdc - 3A**	**94403000E**	1	-	1



External soft cable tube L=300	**94403010E**	1	-	1



Built-in soft cable tube L=300	**94403110E**	1	-	1

Multiblindo eMotion EXIT

The new electromechanical automatic lock Multiblindo eMotion EXIT with panic function has got the same features as the lock Multiblindo eMotion. The system is made up of the lock and the operating bar. A microswitch detects and signals the deadbolt status. From the outside it operates by key or the most advanced electronic access systems: fingerscan, keyboard, transponder, PIN-code.
From the inside it operates electronically in a simple and fast way through a normal keyboard. The end user can choose the locking mode according his security requirements: Total, Light, Free. The deadbolts and latchbolt are always operated by the panic bar.



It is certified

according to the EN 1125:08 standard in combination with its striking plates and operating bar Pro EXIT, with the following certification:

3	7	6	B	1	4	2	1	A	B



Pro EXIT **operating bar**

Operating bar on which a microswitch can be applied. It detects the emergency opening.
With AntiGerm antibacterial protection.



Set your time

The user can set the time span between the opening pulse and the automatic relocking of the door.

Multiblindo eMotion has three options allowing an instant opening as well as to choose the automatic relocking mode according to user's security requirements. It is operated through an electronic control for all the settings.

Total. When pressing the pushbutton the door opens and a sound signal is produced. When it closes, Multiblindo eMotion will automatically trigger the latchbolt and deadbolts: the sound feedback will indicate the total locking. Total security: this setting ensures your door the highest security.

Light. When pressing the pushbutton the door opens and a sound signal is produced.
When it closes, Multiblindo eMotion will automatically trigger the latchbolt only: a different and more flexible security level for a partial and fast locking.

Free. With this setting, Multiblindo eMotion keeps the latchbolt and deadbolts completely unlocked: the door will stay in a free-opening status, in the classic hold-open situation.
Total freedom ensuring a free access both from inside and outside until a new setting is given.

Multiblindo eMotion EXIT 92 mm centre distance



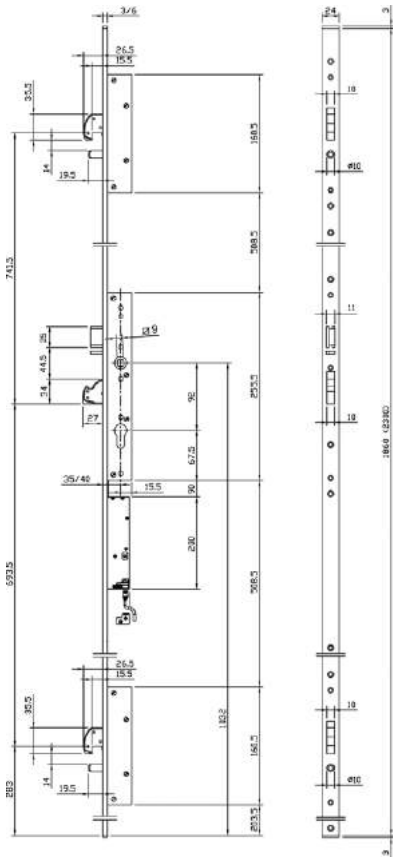

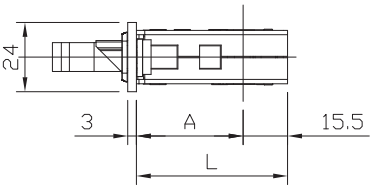

ENTRATA	A	L
35	32	47.5
40	37	52.5
45	42	57.5
50	47	62.5
55	52	67.5
60	57	72.5
65	62	77.5

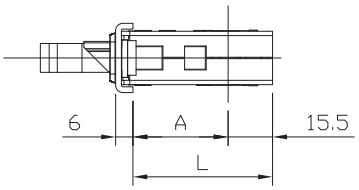

ENTRATA	A	L
35	28	43.5
40	33	48.5
45	38	53.5
50	43	58.5
55	48	63.5
60	53	68.5
65	58	73.5

Multiblindo eMotion EXIT with panic function is operated by an horizontal bar and is made up of the **ELECTROMECHANICAL 12Vdc** MULTIPOINT mortice lock for metal frames in combination with its striking plates, and operating bar Pro EXIT.
AUTOMATIC LOCKING OF THE LATCHBOLT AND 3 DEADBOLTS, **ROTATING HOOK DEVIATORS**.
With microswitch detects and signals the deadbolt status. Central lock, centre distance mm 92, operating with European profile cylinder. Right or left latchbolt, **non reversible.** Deadbolts and latchbolt operated by key, handle or motor.
Lock and deviators deadbolts mm 27 throw, with anti-drill and anti-cut cover plates in carbonitrided steel.
Connection cable, 2 nylon end blocks for U-version. Fixing screws. Instruction sheet.

Accessories to be ordered separately:
Striking plates **U-front plate**
mechanical strikers 033232 - 033233
strikers for deviators 033167 - 033171
Flat front plate
mechanical striker 033230 - 033231
strikers for deviators 033165 - 033169

Multiblindo eMotion EXIT 92 mm centre distance

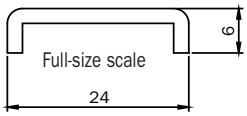

	Code	Single package		Multiple package	Min. ord.
U-front plate mm **2300x24x6** in stainless steel. Backset mm 35 **DIN RIGHT**	**7A37003521D.A**	1	-	1	
U-front plate mm **2300x24x6** in stainless steel. Backset mm 40 **DIN RIGHT**	**7A37004021D.A**	1	-	1	
U-front plate mm **2300x24x6** in stainless steel. Backset mm 45 **DIN RIGHT**	**7A37004521D.A**	1	-	1	
U-front plate mm **2300x24x6** in stainless steel. Backset mm 50 **DIN RIGHT**	**7A37005021D.A**	1	-	1	
U-front plate mm **2300x24x6** in stainless steel. Backset mm 55 **DIN RIGHT**	**7A37005521D.A**	1	-	1	
U-front plate mm **2300x24x6** in stainless steel. Backset mm 60 **DIN RIGHT**	**7A37006021D.A**	1	-	1	
U-front plate mm **2300x24x6** in stainless steel. Backset mm 65 **DIN RIGHT**	**7A37006521D.A**	1	-	1	
U-front plate mm **2300x24x6** in stainless steel. Backset mm 35 **DIN LEFT**	**7A37003521S.A**	1	-	1	
U-front plate mm **2300x24x6** in stainless steel. Backset mm 40 **DIN LEFT**	**7A37004021S.A**	1	-	1	
U-front plate mm **2300x24x6** in stainless steel. Backset mm 45 **DIN LEFT**	**7A37004521S.A**	1	-	1	
U-front plate mm **2300x24x6** in stainless steel. Backset mm 50 **DIN LEFT**	**7A37005021S.A**	1	-	1	
U-front plate mm **2300x24x6** in stainless steel. Backset mm 55 **DIN LEFT**	**7A37005521S.A**	1	-	1	
U-front plate mm **2300x24x6** in stainless steel. Backset mm 60 **DIN LEFT**	**7A37006021S.A**	1	-	1	
U-front plate mm **2300x24x6** in stainless steel. Backset mm 65 **DIN LEFT**	**7A37006521S.A**	1	-	1	

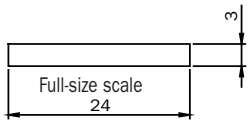

Flat front plate mm **2300x24x3** in stainless steel. Backset mm 35 **DIN RIGHT**	**7A37103521D.A**	1	-	1	
Flat front plate mm **2300x24x3** in stainless steel. Backset mm 40 **DIN RIGHT**	**7A37104021D.A**	1	-	1	
Flat front plate mm **2300x24x3** in stainless steel. Backset mm 45 **DIN RIGHT**	**7A37104521D.A**	1	-	1	
Flat front plate mm **2300x24x3** in stainless steel. Backset mm 50 **DIN RIGHT**	**7A37105021D.A**	1	-	1	
Flat front plate mm **2300x24x3** in stainless steel. Backset mm 55 **DIN RIGHT**	**7A37105521D.A**	1	-	1	
Flat front plate mm **2300x24x3** in stainless steel. Backset mm 60 **DIN RIGHT**	**7A37106021D.A**	1	-	1	
Flat front plate mm **2300x24x3** in stainless steel. Backset mm 65 **DIN RIGHT**	**7A37106521D.A**	1	-	1	
Flat front plate mm **2300x24x3** in stainless steel. Backset mm 35 **DIN LEFT**	**7A37103521S.A**	1	-	1	
Flat front plate mm **2300x24x3** in stainless steel. Backset mm 40 **DIN LEFT**	**7A37104021S.A**	1	-	1	
Flat front plate mm **2300x24x3** in stainless steel. Backset mm 45 **DIN LEFT**	**7A37104521S.A**	1	-	1	
Flat front plate mm **2300x24x3** in stainless steel. Backset mm 50 **DIN LEFT**	**7A37105021S.A**	1	-	1	
Flat front plate mm **2300x24x3** in stainless steel. Backset mm 55 **DIN LEFT**	**7A37105521S.A**	1	-	1	
Flat front plate mm **2300x24x3** in stainless steel. Backset mm 60 **DIN LEFT**	**7A37106021S.A**	1	-	1	
Flat front plate mm **2300x24x3** in stainless steel. Backset mm 65 **DIN LEFT**	**7A37106521S.A**	1	-	1	

SWISSDOOR
DØRTEKNIK FOR PROFESSIONELLE



Multiblindo Easy

Automatic lock

Multiblindo Easy

It is a Multiblindo by all means: same sizes and dimensions, same security level. But it is an all-new Multiblindo, **conceived with 3 different functions to be set by the end user.**
To use Multiblindo Easy you need to apply an external fixed knob or a pull handle; as a matter of fact, a "classic handle" would unlock the door (emergency function).



It has been designed and tested

according to the European standard prEN 15685.
It resists lateral forcing with a thrust of over 1,000 kg and a front load of over 600 kg.
The corrosion resistance is more than 240 hours in a saline environment.
Endurance: tested to over 200,000 opening and closing cycles under a 120N load.

Example of certification: lock Multiblindo Easy, models 7A32 – 7A34 – 7A36 – 7A38

3	X	8	B	0	G	7	3	0



Locking.

The outstanding feature of Multiblindo Easy is the automatic locking of the latchbolt and deadbolts, which comes into operation when the door is pulled close to the door jumb. The end user may change the operating mode by switching the selector placed on the lock front plate. A special patented device allows the deadbolts to come out of the cases only when the latchbolt goes into the striking plate for at least 3 mm. The latchbolt aligns perfectly the wing to the door jamb; this operation ensures the best condition for the free movement of the deadbolts.



Opening.

Outside opening: the deadbolts are unlocked with a single turn of the key in the opening direction; the latchbolt is unlocked with a further ¼ turn.
Inside opening: the deadbolts are unlocked with a single turn of the key in the opening direction; the latchbolt is unlocked with a further ¼ turn.
Latchbolt and deadbolts are unlocked with 45° lever rotation.

Lever block.

The lever operation inside is blocked with a single turn of the key in the closing direction.
The operation is restored with single turn of key in the opposite direction. To avoid incorrect or accidental use, the lever block operation is only allowed when the deadbolts are completely locked. This also ensures that:
- deadbolts automatic locking is fully completed
- deadbolts connecting rod has been blocked (an attack on one of the deadbolts does not damage the others). As far as security is concerned, the lever block prevents the opening from inside if required, or from outside in the event of a door breaking (i.e. glass frame doors).

In terms of safety it ensures a better exit control.



Total "0" **Deadbolts and latchbolt automatic locking**



Light "1" **Locking by latchbolt only**



Free "2" **Setting without locking** (it allows to set the hold-open function)

ICIM
CERTIFIED PRODUCT

Multiblindo Easy



Nachweis
einbruchhemmende Eigenschaften

Prüfbericht 212 39908

ROSENHEIM

Hörmann KG Eckelhausen
in der Bruchwiese 2

66625 Nohfelden

einbruchhemmende Tür mit festem Seitenteil

TopPrestige

2300 mm x 2300 mm

Aluminium / Hörmann H20000, H21000, H25000

Schloßseite/Schließfläche nach DIN 107

Dichtfügel nach innen

Klasse P4 A Nach EN 356

Alupanzel ohne Nachweis

Automatikschloss, Dreifachverriegelung mit Bolzen-, Hakenkombination, Typ Iseo Multiblindo Hörmann H5, Fa. Iseo Serrature; Profilzylinder Typ R6 Fa. Iseo; Schutzbeschlag Hörmann HS1; zwei zweiteilige Bänder Nr. 4, Fa. Dr. Walter Hahn

Gemäß der Montageanleitung der Firma Hörmann KG Eckelhausen

geschlossen, verriegelt und verschlossen

Einbruchhemmung

Widerstandsklasse 2

The door fitted with a Multiblindo Easy lock and tested by the **German Institute IFT ROSENHEIM** passed **CLASS 2 test according to EUROPEAN STANDARD DIN V ENV 1627**

EUROPEAN STANDARD DIN V ENV 1627.
All MULTIBLINDO series locks have obtained **GRADE 7** according to the security requirement **pr EN 15685.**



VdS

Zertifikat
über die
Anerkennung
von
Bauteilen und Systemen

Iseo Serrature s.p.a.
Via S. Girolamo 13

IT-25055 Pisogone (BS)

M 110357	4	10.12.2010	09.12.2014

Zylinderschloss - Klasse C
Baureihe Multiblindo

als mechanische Sicherungseinrichtung

VdS 2344 : 2005-12, Verfahren für die Prüfung, Anerkennung und Konformitätsbewertung von Geräten, Bauteilen und Systemen der Brandschutz- und Sicherungstechnik

VdS 2841 : 2005-12, Durchführung von Produktüberwachungen

VdS 2201 : 2004-02, Richtlinien für mechanische Sicherungseinrichtungen, Zylinderschlösser, Anforderungen und Prüfmethoden

DIN 18 251-3 : 2002-11, Schlösser, Einsteckschlösser als Mehrfachverriegelung

CLASS
C

VDS is an indipendent German institute.
A VDS certification helps end users to distinguish high quality from mediocre products and services.
ISEO Serrature has obtained the highest security certification for Multiblindo product range, **CLASS C.**

Doors opening direction.

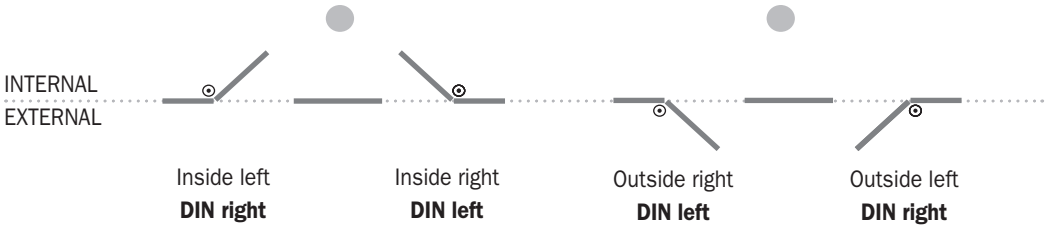

Multiblindo Easy 92 mm centre distance



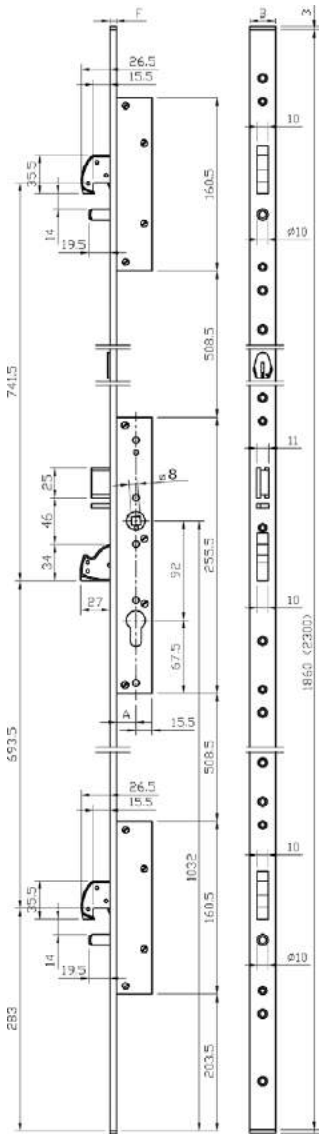

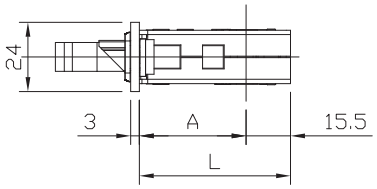

ENTRATA	A	L
35	32	47.5
40	37	52.5
45	42	57.5
50	47	62.5
55	52	67.5
60	57	72.5
65	62	77.5

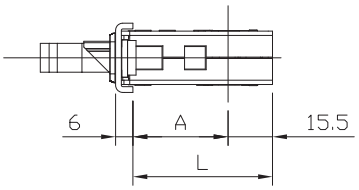

ENTRATA	A	L
35	28	43.5
40	33	48.5
45	38	53.5
50	43	58.5
55	48	63.5
60	53	68.5
65	58	73.5

MULTIPOINT mortice lock for metal frames, AUTOMATIC LOCKING OF THE LATCHBOLT AND 3 DEADBOLTS, **ROTATING HOOK DEVIATORS**. Central lock, centre distance mm 92, operating with European profile cylinder.
Right or left latchbolt, **non reversible**. Deadbolts and latchbolt operated by key or handle.
Lock and deviators deadbolts, mm 27 throw, with anti-drill and anti-cut cover plates in carbonitrided steel.
2 nylon end blocks for U-version. Fixing screws. Instruction sheet.

Accessories to be ordered separately:
Striking plates
U-front plate in stainless steel 24x6:
mechanical strikers 033232 - 033233
electric strikers 033242 - 033243
strikers for deviators 033167 - 033171
Flat front plate in stainless steel 24x3:
mechanical strikers 033230 - 033231
electric strikers 033240 - 033241
strikers for deviators 033165 - 033169

Multiblindo Easy 92 mm centre distance

	Code	Single package	Multiple package	Min. ord.
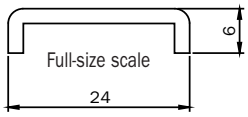				
U-front plate mm **1860x24x6** in stainless steel. Backset mm 35 **DIN RIGHT**	**7A3201352.D**	1	-	1
U-front plate mm **1860x24x6** in stainless steel. Backset mm 40 **DIN RIGHT**	**7A3201402.D**	1	-	1
U-front plate mm **1860x24x6** in stainless steel. Backset mm 45 **DIN RIGHT**	**7A3201452.D**	1	-	1
U-front plate mm **1860x24x6** in stainless steel. Backset mm 50 **DIN RIGHT**	**7A3201502.D**	1	-	1
U-front plate mm **1860x24x6** in stainless steel. Backset mm 55 **DIN RIGHT**	**7A3201552.D**	1	-	1
U-front plate mm **1860x24x6** in stainless steel. Backset mm 60 **DIN RIGHT**	**7A3201602.D**	1	-	1
U-front plate mm **1860x24x6** in stainless steel. Backset mm 65 **DIN RIGHT**	**7A3201652.D**	1	-	1
U-front plate mm **1860x24x6** in stainless steel. Backset mm 35 **DIN LEFT**	**7A3201352.S**	1	-	1
U-front plate mm **1860x24x6** in stainless steel. Backset mm 40 **DIN LEFT**	**7A3201402.S**	1	-	1
U-front plate mm **1860x24x6** in stainless steel. Backset mm 45 **DIN LEFT**	**7A3201452.S**	1	-	1
U-front plate mm **1860x24x6** in stainless steel. Backset mm 50 **DIN LEFT**	**7A3201502.S**	1	-	1
U-front plate mm **1860x24x6** in stainless steel. Backset mm 55 **DIN LEFT**	**7A3201552.S**	1	-	1
U-front plate mm **1860x24x6** in stainless steel. Backset mm 60 **DIN LEFT**	**7A3201602.S**	1	-	1
U-front plate mm **1860x24x6** in stainless steel. Backset mm 65 **DIN LEFT**	**7A3201652.S**	1	-	1
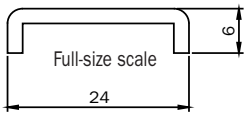				
U-front plate mm **2300x24x6** in stainless steel. Backset mm 35 **DIN RIGHT**	**7A3200352.D**	1	-	1
U-front plate mm **2300x24x6** in stainless steel. Backset mm 40 **DIN RIGHT**	**7A3200402.D**	1	-	1
U-front plate mm **2300x24x6** in stainless steel. Backset mm 45 **DIN RIGHT**	**7A3200452.D**	1	-	1
U-front plate mm **2300x24x6** in stainless steel. Backset mm 50 **DIN RIGHT**	**7A3200502.D**	1	-	1
U-front plate mm **2300x24x6** in stainless steel. Backset mm 55 **DIN RIGHT**	**7A3200552.D**	1	-	1
U-front plate mm **2300x24x6** in stainless steel. Backset mm 60 **DIN RIGHT**	**7A3200602.D**	1	-	1
U-front plate mm **2300x24x6** in stainless steel. Backset mm 65 **DIN RIGHT**	**7A3200652.D**	1	-	1
U-front plate mm **2300x24x6** in stainless steel. Backset mm 35 **DIN LEFT**	**7A3200352.S**	1	-	1
U-front plate mm **2300x24x6** in stainless steel. Backset mm 40 **DIN LEFT**	**7A3200402.S**	1	-	1
U-front plate mm **2300x24x6** in stainless steel. Backset mm 45 **DIN LEFT**	**7A3200452.S**	1	-	1
U-front plate mm **2300x24x6** in stainless steel. Backset mm 50 **DIN LEFT**	**7A3200502.S**	1	-	1
U-front plate mm **2300x24x6** in stainless steel. Backset mm 55 **DIN LEFT**	**7A3200552.S**	1	-	1
U-front plate mm **2300x24x6** in stainless steel. Backset mm 60 **DIN LEFT**	**7A3200602.S**	1	-	1
U-front plate mm **2300x24x6** in stainless steel. Backset mm 65 **DIN LEFT**	**7A3200652.S**	1	-	1
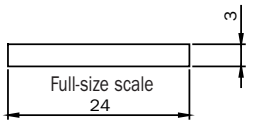				
Flat front-plate mm **2300x24x3** in stainless steel. Backset mm 35 **DIN RIGHT**	**7A3210352.D**	1	-	1
Flat front-plate mm **2300x24x3** in stainless steel. Backset mm 40 **DIN RIGHT**	**7A3210402.D**	1	-	1
Flat front-plate mm **2300x24x3** in stainless steel. Backset mm 45 **DIN RIGHT**	**7A3210452.D**	1	-	1
Flat front-plate mm **2300x24x3** in stainless steel. Backset mm 50 **DIN RIGHT**	**7A3210502.D**	1	-	1
Flat front-plate mm **2300x24x3** in stainless steel. Backset mm 55 **DIN RIGHT**	**7A3210552.D**	1	-	1
Flat front-plate mm **2300x24x3** in stainless steel. Backset mm 60 **DIN RIGHT**	**7A3210602.D**	1	-	1
Flat front-plate mm **2300x24x3** in stainless steel. Backset mm 65 **DIN RIGHT**	**7A3210652.D**	1	-	1
Flat front-plate mm **2300x24x3** in stainless steel. Backset mm 35 **DIN LEFT**	**7A3210352.S**	1	-	1
Flat front-plate mm **2300x24x3** in stainless steel. Backset mm 40 **DIN LEFT**	**7A3210402.S**	1	-	1
Flat front-plate mm **2300x24x3** in stainless steel. Backset mm 45 **DIN LEFT**	**7A3210452.S**	1	-	1
Flat front-plate mm **2300x24x3** in stainless steel. Backset mm 50 **DIN LEFT**	**7A3210502.S**	1	-	1
Flat front-plate mm **2300x24x3** in stainless steel. Backset mm 55 **DIN LEFT**	**7A3210552.S**	1	-	1
Flat front-plate mm **2300x24x3** in stainless steel. Backset mm 60 **DIN LEFT**	**7A3210602.S**	1	-	1
Flat front-plate mm **2300x24x3** in stainless steel. Backset mm 65 **DIN LEFT**	**7A3210652.S**	1	-	1

Multiblindo Easy EXIT

The automatic lock Multiblindo Easy EXIT with panic function has got the same features as the lock Multiblindo Easy. It is made up of the lock and the operating bar. When the door is pulled ajar the synchronisation device automatically locks the deadbolts ans the latchbolt, as soon as the wing is perfectly aligned. A microswitch detects and signals the deadbolt status.



It is certified

according to the EN 1125:08 standard in combination with its striking plates and operating bar Pro EXIT, with the following certification:

3	7	6	B	1	4	2	1	A	B



Pro EXIT **operating bar**

Operating bar on which a microswith can be applied. It detects the emergency opening.
With AntiGerm antibacterial protection.



Locking

Automatic locking of the deadbolts and latchbolt: they come into operation when the door is pulled close to the door jamb. The end user may change the operating mode by switching the selector placed in the lock front plate. A special patented device allows the deadbolts to come out of the cases only when the latchbolt goes into the striking plate for at least 3 mm.
The latchbolt aligns perfectly the wing to the door jamb: this operation ensures the best conditions for the free movement of the deadbolts.



Opening

Outside opening: the deadbolts are unlocked with a single turn of key in the opening direction; the latchbolt is unlocked with a further 1/4 turn.
Inside opening: the deadbolts are unlocked with a single turn of the key in the opening direction. The deadbolts and latchbolt are always unlocked with the operation of the panic bar.



Total "0" **deadbolts and latchbolt automatic locking**



Light "1" **locking by latchbolt only**



Free "2" **setting without locking**
(it allows to set the hold open function)

Multiblindo Easy EXIT 92 mm centre distance



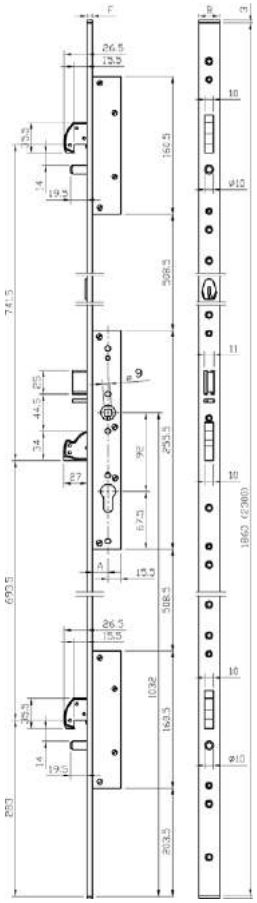

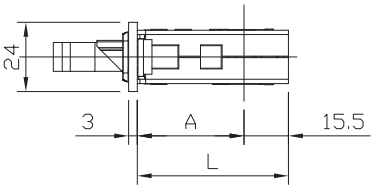

ENTRATA	A	L
35	32	47.5
40	37	52.5
45	42	57.5
50	47	62.5
55	52	67.5
60	57	72.5
65	62	77.5

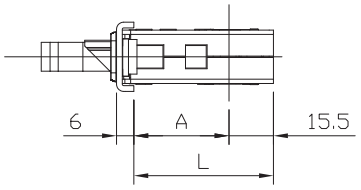

ENTRATA	A	L
35	28	43.5
40	33	48.5
45	38	53.5
50	43	58.5
55	48	63.5
60	53	68.5
65	58	73.5

Multiblindo Easy EXIT with panic function is made up of the MULTIPOINT mortice lock in combination with its striking plates and the operation bar Pro EXIT. Central lock, centre distance mm 92, operating with European profile cylinder. **Hold-open function.** With microswitch detects and signals the deadbolt status. Right or left latchbolt, **non reversible**. Deadbolts and latchbolt operated by key or handle. Lock and deviators deadbolts, mm 27 throw, with anti-drill and anti-cut cover plates in carbonitrided steel. 2 nylon end blocks for U-version. Fixing screws. Instruction sheet.

Accessories to be ordered separately:
Striking plates
U-front plate in stainless steel 24x6:
mechanical strikers 033232 - 033233
electric strikers 033242 - 033243
strikers for deviators 033167 - 033171
Flat front plate in stainless steel 24x3:
mechanical strikers 033230 - 033231
electric strikers 033240 - 033241
strikers for deviators 033165 - 033169

Multiblindo Easy EXIT 92 mm centre distance

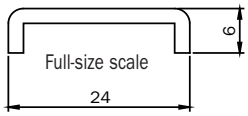

	Code	Single package		Multiple package	Min. ord.
U-front plate **2300x24x6** in stainless steel. Backset mm 35 **DIN RIGHT**	**7A39003522D.A**	1	-	1	
U-front plate **2300x24x6** in stainless steel. Backset mm 40 **DIN RIGHT**	**7A39004022D.A**	1	-	1	
U-front plate **2300x24x6** in stainless steel. Backset mm 45 **DIN RIGHT**	**7A39004522D.A**	1	-	1	
U-front plate **2300x24x6** in stainless steel. Backset mm 50 **DIN RIGHT**	**7A39005022D.A**	1	-	1	
U-front plate **2300x24x6** in stainless steel. Backset mm 55 **DIN RIGHT**	**7A39005522D.A**	1	-	1	
U-front plate **2300x24x6** in stainless steel. Backset mm 60 **DIN RIGHT**	**7A39006022D.A**	1	-	1	
U-front plate **2300x24x6** in stainless steel. Backset mm 65 **DIN RIGHT**	**7A39006522D.A**	1	-	1	
U-front plate **2300x24x6** in stainless steel. Backset mm 35 **DIN LEFT**	**7A39003522S.A**	1	-	1	
U-front plate **2300x24x6** in stainless steel. Backset mm 40 **DIN LEFT**	**7A39004022S.A**	1	-	1	
U-front plate **2300x24x6** in stainless steel. Backset mm 45 **DIN LEFT**	**7A39004522S.A**	1	-	1	
U-front plate **2300x24x6** in stainless steel. Backset mm 50 **DIN LEFT**	**7A39005022S.A**	1	-	1	
U-front plate **2300x24x6** in stainless steel. Backset mm 55 **DIN LEFT**	**7A39005522S.A**	1	-	1	
U-front plate **2300x24x6** in stainless steel. Backset mm 60 **DIN LEFT**	**7A39006022S.A**	1	-	1	
U-front plate **2300x24x6** in stainless steel. Backset mm 65 **DIN LEFT**	**7A39006522S.A**	1	-	1	

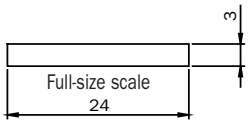

Flat front-plate **2300x24x3** in stainless steel. Backset mm 35 **DIN RIGHT**	**7A39103522D.A**	1	-	1	
Flat front-plate **2300x24x3** in stainless steel. Backset mm 40 **DIN RIGHT**	**7A39104022D.A**	1	-	1	
Flat front-plate **2300x24x3** in stainless steel. Backset mm 45 **DIN RIGHT**	**7A39104522D.A**	1	-	1	
Flat front-plate **2300x24x3** in stainless steel. Backset mm 50 **DIN RIGHT**	**7A39105022D.A**	1	-	1	
Flat front-plate **2300x24x3** in stainless steel. Backset mm 55 **DIN RIGHT**	**7A39105522D.A**	1	-	1	
Flat front-plate **2300x24x3** in stainless steel. Backset mm 60 **DIN RIGHT**	**7A39106022D.A**	1	-	1	
Flat front-plate **2300x24x3** in stainless steel. Backset mm 65 **DIN RIGHT**	**7A39106522D.A**	1	-	1	
Flat front-plate **2300x24x3** in stainless steel. Backset mm 35 **DIN LEFT**	**7A39103522S.A**	1	-	1	
Flat front-plate **2300x24x3** in stainless steel. Backset mm 40 **DIN LEFT**	**7A39104022S.A**	1	-	1	
Flat front-plate **2300x24x3** in stainless steel. Backset mm 45 **DIN LEFT**	**7A39104522S.A**	1	-	1	
Flat front-plate **2300x24x3** in stainless steel. Backset mm 50 **DIN LEFT**	**7A39105022S.A**	1	-	1	
Flat front-plate **2300x24x3** in stainless steel. Backset mm 55 **DIN LEFT**	**7A39105522S.A**	1	-	1	
Flat front-plate **2300x24x3** in stainless steel. Backset mm 60 **DIN LEFT**	**7A39106022S.A**	1	-	1	
Flat front-plate **2300x24x3** in stainless steel. Backset mm 65 **DIN LEFT**	**7A39106522S.A**	1	-	1	

Multiblindo Easy EXIT **lateral**



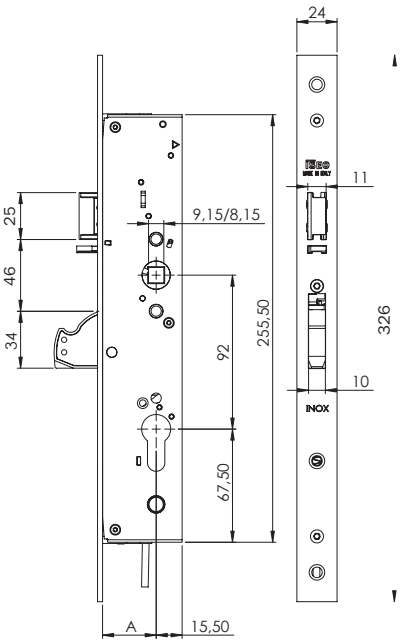

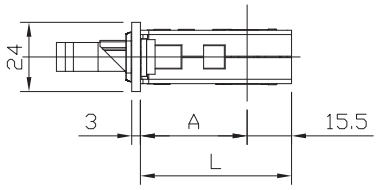

ENTRATA	A	L
35	32	47.5
40	37	52.5
45	42	57.5
50	47	62.5
55	52	67.5
60	57	72.5
65	62	77.5

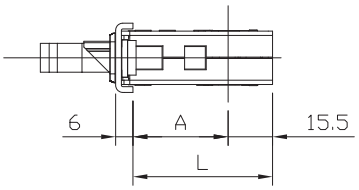

ENTRATA	A	L
35	28	43.5
40	33	48.5
45	38	53.5
50	43	58.5
55	48	63.5
60	53	68.5
65	58	73.5

Multiblindo Easy EXIT with panic function in combination with its striking plates and the operation bar Pro EXIT.
Central lock, centre distance mm 92, operating with European profile cylinder.
Without hold-open function. With microswitch detects and signals the deadbolt status. Right or left latchbolt, **non reversible**.
Deadbolts and latchbolt operated by key or handle. Lock mm 27 throw,
with anti-drill and anti-cut cover plates in carbonitrided steel. Fixing screws. Instruction sheet.

Accessories to be ordered separately:
U-front plate in stainless steel 24x6:
mechanical strikers 033232 - 033233
electric strikers 033242 - 033243
Flat front plate in stainless steel 24x3:
mechanical strikers 033230 - 033231
electric strikers 033240 - 033241

Multiblindo Easy EXIT lateral

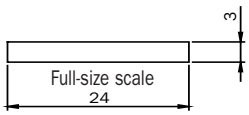

	Code	Single package	Multiple package	Min. ord.
Flat front-plate **326x24x3** in stainless steel. 9 Handle follower. Backset mm 35	**DIN RIGHT7A19163522D.A**	1	-	1
Flat front-plate **326x24x3** in stainless steel. 9 Handle follower. Backset mm 40	**DIN RIGHT7A19164022D.A**	1	-	1
Flat front-plate **326x24x3** in stainless steel. 9 Handle follower. Backset mm 45	**DIN RIGHT7A19164522D.A**	1	-	1
Flat front-plate **326x24x3** in stainless steel. 9 Handle follower. Backset mm 50	**DIN RIGHT7A19165022D.A**	1	-	1
Flat front-plate **326x24x3** in stainless steel. 9 Handle follower. Backset mm 55	**DIN RIGHT7A19165522D.A**	1	-	1
Flat front-plate **326x24x3** in stainless steel. 9 Handle follower. Backset mm 60	**DIN RIGHT7A19166022D.A**	1	-	1
Flat front-plate **326x24x3** in stainless steel. 9 Handle follower. Backset mm 65	**DIN RIGHT7A19166522D.A**	1	-	1
Flat front-plate **326x24x3** in stainless steel. 9 Handle follower. Backset mm 35	**DIN LEFT 7A19163522S.A**	1	-	1
Flat front-plate **326x24x3** in stainless steel. 9 Handle follower. Backset mm 40	**DIN LEFT 7A19164022S.A**	1	-	1
Flat front-plate **326x24x3** in stainless steel. 9 Handle follower. Backset mm 45	**DIN LEFT 7A19164522S.A**	1	-	1
Flat front-plate **326x24x3** in stainless steel. 9 Handle follower. Backset mm 50	**DIN LEFT 7A19165022S.A**	1	-	1
Flat front-plate **326x24x3** in stainless steel. 9 Handle follower. Backset mm 55	**DIN LEFT 7A19165522S.A**	1	-	1
Flat front-plate **326x24x3** in stainless steel. 9 Handle follower. Backset mm 60	**DIN LEFT 7A19166022S.A**	1	-	1
Flat front-plate **326x24x3** in stainless steel. 9 Handle follower. Backset mm 65	**DIN LEFT 7A19166522S.A**	1	-	1

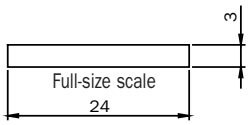

	Code	Single package	Multiple package	Min. ord.
Flat front-plate **326x24x3** in stainless steel. 8 Handle follower. Backset mm 35	**DIN RIGHT7A12163522D.A**	1	-	1
Flat front-plate **326x24x3** in stainless steel. 8 Handle follower. Backset mm 40	**DIN RIGHT7A12164022D.A**	1	-	1
Flat front-plate **326x24x3** in stainless steel. 8 Handle follower. Backset mm 45	**DIN RIGHT7A12164522D.A**	1	-	1
Flat front-plate **326x24x3** in stainless steel. 8 Handle follower. Backset mm 50	**DIN RIGHT7A12165022D.A**	1	-	1
Flat front-plate **326x24x3** in stainless steel. 8 Handle follower. Backset mm 55	**DIN RIGHT7A12165522D.A**	1	-	1
Flat front-plate **326x24x3** in stainless steel. 8 Handle follower. Backset mm 60	**DIN RIGHT7A12166022D.A**	1	-	1
Flat front-plate **326x24x3** in stainless steel. 8 Handle follower. Backset mm 65	**DIN RIGHT7A12166522D.A**	1	-	1
Flat front-plate **326x24x3** in stainless steel. 8 Handle follower. Backset mm 35	**DIN LEFT 7A12163522S.A**	1	-	1
Flat front-plate **326x24x3** in stainless steel. 8 Handle follower. Backset mm 40	**DIN LEFT 7A12164022S.A**	1	-	1
Flat front-plate **326x24x3** in stainless steel. 8 Handle follower. Backset mm 45	**DIN LEFT 7A12164522S.A**	1	-	1
Flat front-plate **326x24x3** in stainless steel. 8 Handle follower. Backset mm 50	**DIN LEFT 7A12165022S.A**	1	-	1
Flat front-plate **326x24x3** in stainless steel. 8 Handle follower. Backset mm 55	**DIN LEFT 7A12165522S.A**	1	-	1
Flat front-plate **326x24x3** in stainless steel. 8 Handle follower. Backset mm 60	**DIN LEFT 7A12166022S.A**	1	-	1
Flat front-plate **326x24x3** in stainless steel. 8 Handle follower. Backset mm 65	**DIN LEFT 7A12166522S.A**	1	-	1

Multiblindo Easy EXIT lateral

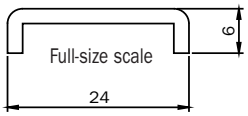

	Code	Single package	Multiple package	Min. ord.
U-front plate **326x24x6** in stainless steel. 9 Handle follower. Backset mm 35 **DIN RIGHT**	**7A19043522D.A**	1	-	1
U-front plate **326x24x6** in stainless steel. 9 Handle follower. Backset mm 40 **DIN RIGHT**	**7A19044022D.A**	1	-	1
U-front plate **326x24x6** in stainless steel. 9 Handle follower. Backset mm 45 **DIN RIGHT**	**7A19044522D.A**	1	-	1
U-front plate **326x24x6** in stainless steel. 9 Handle follower. Backset mm 50 **DIN RIGHT**	**7A19045022D.A**	1	-	1
U-front plate **326x24x6** in stainless steel. 9 Handle follower. Backset mm 55 **DIN RIGHT**	**7A19045522D.A**	1	-	1
U-front plate **326x24x6** in stainless steel. 9 Handle follower. Backset mm 60 **DIN RIGHT**	**7A19046022D.A**	1	-	1
U-front plate **326x24x6** in stainless steel. 9 Handle follower. Backset mm 65 **DIN RIGHT**	**7A19046522D.A**	1	-	1
U-front plate **326x24x6** in stainless steel. 9 Handle follower. Backset mm 35 **DIN LEFT**	**7A19043522S.A**	1	-	1
U-front plate **326x24x6** in stainless steel. 9 Handle follower. Backset mm 40 **DIN LEFT**	**7A19044022S.A**	1	-	1
U-front plate **326x24x6** in stainless steel. 9 Handle follower. Backset mm 45 **DIN LEFT**	**7A19044522S.A**	1	-	1
U-front plate **326x24x6** in stainless steel. 9 Handle follower. Backset mm 50 **DIN LEFT**	**7A19045022S.A**	1	-	1
U-front plate **326x24x6** in stainless steel. 9 Handle follower. Backset mm 55 **DIN LEFT**	**7A19045522S.A**	1	-	1
U-front plate **326x24x6** in stainless steel. 9 Handle follower. Backset mm 60 **DIN LEFT**	**7A19046022S.A**	1	-	1
U-front plate **326x24x6** in stainless steel. 9 Handle follower. Backset mm 65 **DIN LEFT**	**7A19046522S.A**	1	-	1

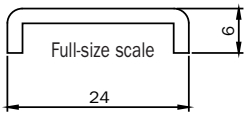

	Code	Single package	Multiple package	Min. ord.
Flat front-plate **326x24x6** in stainless steel. 8 Handle follower. Backset mm 35 **DIN RIGHT**	**7A12043522D.A**	1	-	1
Flat front-plate **326x24x6** in stainless steel. 8 Handle follower. Backset mm 40 **DIN RIGHT**	**7A12044022D.A**	1	-	1
Flat front-plate **326x24x6** in stainless steel. 8 Handle follower. Backset mm 45 **DIN RIGHT**	**7A12044522D.A**	1	-	1
Flat front-plate **326x24x6** in stainless steel. 8 Handle follower. Backset mm 50 **DIN RIGHT**	**7A12045022D.A**	1	-	1
Flat front-plate **326x24x6** in stainless steel. 8 Handle follower. Backset mm 55 **DIN RIGHT**	**7A12045522D.A**	1	-	1
Flat front-plate **326x24x6** in stainless steel. 8 Handle follower. Backset mm 60 **DIN RIGHT**	**7A12046022D.A**	1	-	1
Flat front-plate **326x24x6** in stainless steel. 8 Handle follower. Backset mm 65 **DIN RIGHT**	**7A12046522D.A**	1	-	1
Flat front-plate **326x24x6** in stainless steel. 8 Handle follower. Backset mm 35 **DIN LEFT**	**7A12043522S.A**	1	-	1
Flat front-plate **326x24x6** in stainless steel. 8 Handle follower. Backset mm 40 **DIN LEFT**	**7A12044022S.A**	1	-	1
Flat front-plate **326x24x6** in stainless steel. 8 Handle follower. Backset mm 45 **DIN LEFT**	**7A12044522S.A**	1	-	1
Flat front-plate **326x24x6** in stainless steel. 8 Handle follower. Backset mm 50 **DIN LEFT**	**7A12045022S.A**	1	-	1
Flat front-plate **326x24x6** in stainless steel. 8 Handle follower. Backset mm 55 **DIN LEFT**	**7A12045522S.A**	1	-	1
Flat front-plate **326x24x6** in stainless steel. 8 Handle follower. Backset mm 60 **DIN LEFT**	**7A12046022S.A**	1	-	1
Flat front-plate **326x24x6** in stainless steel. 8 Handle follower. Backset mm 65 **DIN LEFT**	**7A12046522S.A**	1	-	1

Pro EXIT



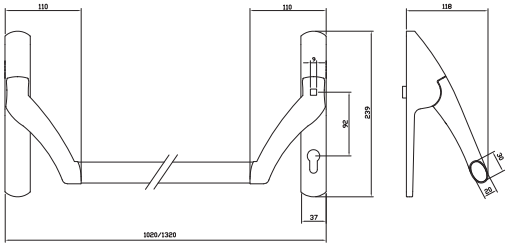

Pro EXIT. Operating bar for Multiblindo Easy EXIT and Multiblindo eMotion EXIT.

	Code	Single package	Multiple package	Min. ord.	Anti GERM
92 mm centre distance, handle follower 35°, **European cylinder**. Square spindle 8 mm. PVD finish	**94A000020698**	1	-	1	NO
92 mm centre distance, handle follower 35°, **European cylinder**. Square spindle 8 mm. PAINTED BLACK	**94A000050698**	1	-	1	YES
92 mm centre distance, handle follower 35°, **European cylinder**. Square spindle 9 mm. PVD finish	**94A000020699**	1	-	1	NO
92 mm centre distance, handle follower 35°, **European cylinder**. Square spindle 9 mm. PAINTED BLACK	**94A000050699**	1	-	1	YES
94 mm centre distance, handle follower 35°, **SWISS profile cylinder**. Square spindle 9 mm. PAINTED BLACK	**94A000050669**	1	-	1	YES
Horizontal oval bar for panic exit devices. Length mm **1130** PAINTED RED	**945928**	1	-	1	YES
Horizontal oval bar for panic exit devices. Length mm **1330** PAINTED RED	**945938**	1	-	1	YES
Horizontal oval bar for panic exit devices. Length mm **1330** STAINLESS STEEL	**945932**	1	-	1	NO

Operating bar and horizontal bar to be ordered separately.



Microswitch, to be fitted in the Pro EXIT panic exit devices. Can be used in conjuction with security systems. Fixing screws. Instructions sheet.	**94100160**	1	-	1	

Anti GERM : antibacterial protection

Code | Single package | Multiple package | Min. ord.

Option: with hole for SWISS profile cylinder



For cylinder 22 mm



Multiblindo Motion

ELECTROMECHANICAL central lock, centre distance 94 mm Ø 9.				
U-front plate mm **2300x24x6** in stainless steel. Backset 40 mm **DIN RIGHT**	**7A3800402.D**	1	-	1
U-front plate mm **2300x24x6** in stainless steel. Backset 40 mm **DIN LEFT**	**7A3800402.S**	1	-	1
Flat front-plate mm **2300x24x3** in stainless stEel. Backset 40 mm **DIN RIGHT**	**7A3810402.D**	1	-	1
Flat front-plate mm **2300x24x3** in stainless steel. Backset 40 mm **DIN LEFT**	**7A3810402.S**	1	-	1

Multiblindo Motion EXIT

ELECTROMECHANICAL central lock, centre distance 94 mm Ø 9.				
U-front plate mm **2300x24x6** in stainless steel. Backset 40 mm **DIN RIGHT**	**7A38004021D.A**	1	-	1
U-front plate mm **2300x24x6** in stainless steel. Backset 40 mm **DIN LEFT**	**7A38004021S.A**	1	-	1
Flat front-plate mm **2300x24x3** in stainless steel. Backset 40 mm **DIN RIGHT**	**7A38104021D.A**	1	-	1
Flat front-plate mm **2300x24x3** in stainless steel. Backset 40 mm **DIN LEFT**	**7A38104021S.A**	1	-	1

Code | Single package | Multiple package | Min. ord.

Option: with hole for SWISS profile cylinder



For cylinder 22 mm



Multiblindo Easy

ELECTROMECHANICAL central lock, centre distance 94 mm Ø 9.				
U-front plate mm **2300x24x6** in stainless steel. Backset 40 mm **DIN RIGHT**	**7A3400402.D**	1	-	1
U-front plate mm **2300x24x6** in stainless steel. Backset 40 mm **DIN LEFT**	**7A3400402.S**	1	-	1
Flat front-plate mm **2300x24x3** in stainless steel. Backset 40 mm **DIN RIGHT**	**7A3410402.D**	1	-	1
Flat front-plate mm **2300x24x3** in stainless steel. Backset 40 mm **DIN LEFT**	**7A3410402.S**	1	-	1

Multiblindo Easy EXIT

ELECTROMECHANICAL central lock, centre distance 94 mm Ø 9.				
U-front plate mm **2300x24x6** in stainless steel. Backset 40 mm **DIN RIGHT**	**7A34004022D.A**	1	-	1
U-front plate mm **2300x24x6** in stainless steel. Backset 40 mm **DIN LEFT**	**7A34004022S.A**	1	-	1
Flat front-plate mm **2300x24x3** in stainless steel. Backset 40 mm **DIN RIGHT**	**7A34104022D.A**	1	-	1
Flat front-plate mm **2300x24x3** in stainless steel. Backset 40 mm **DIN LEFT**	**7A34104022S.A**	1	-	1

Multiblindo Easy - Multiblindo Motion

Code	Single package	Multiple package	Min. ord.

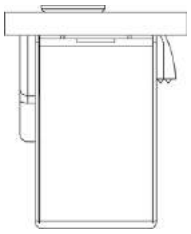

Full-size scale

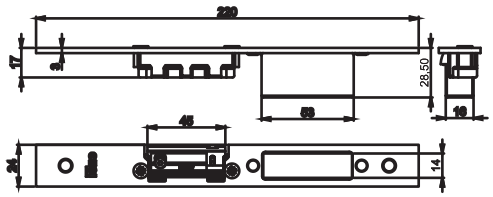

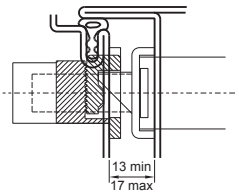

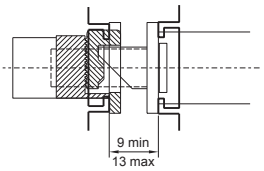

In case the space between the striking plate and the door is greater, it is necessary to use a spacer for the striking plate

ADJUSTABLE closed striking plate for **CENTRAL LOCK**
MULTIBLINDO EASY and MULTIBLINDO EMOTION. Material: stainless steel.
With mechanical striker.

Flat front-plate **24x3x220 DIN LEFT**	■ **033200**	10	-	10
Flat front-plate **24x3x220 DIN RIGHT**	■ **033201**	10	-	10
Flat front-plate **24x3x220 DIN LEFT**	**033230**	10	-	10
Flat front-plate **24x3x220 DIN RIGHT**	**033231**	10	-	10

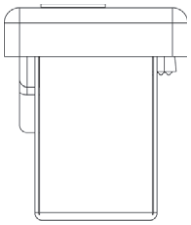

Full-size scale

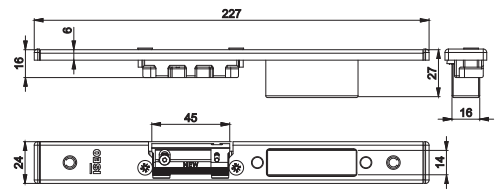

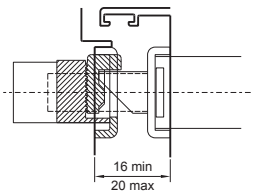

In case the space between the striking plate and the door is greater, it is necessary to use a spacer for the striking plate

ADJUSTABLE closed striking plate for **CENTRAL LOCK**
MULTIBLINDO EASY and MULTIBLINDO EMOTION. Material: stainless steel.
With mechanical striker.

U-front plate **24x6x220 DIN LEFT**	■ **033202**	10	-	10
U-front plate **24x6x220 DIN RIGHT**	■ **033203**	10	-	10
U-front plate **24x6x220 DIN LEFT**	**033232**	10	-	10
U-front plate **24x6x220 DIN RIGHT**	**033233**	10	-	10

■ = Discontinued

Code | Single package | Multiple package | Min. ord.

Multiblindo Easy

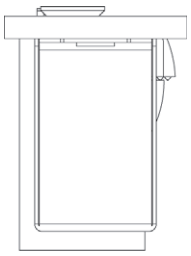

Full-size scale

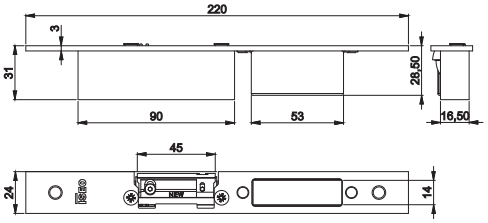

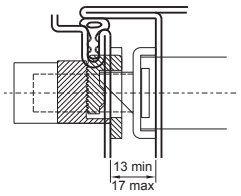

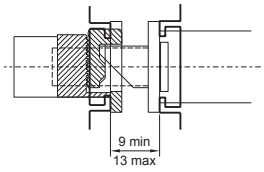

In case the space between the striking plate and the door is greater, it is necessary to use a spacer for the striking plate

ADJUSTABLE closed striking plate for **CENTRAL LOCK**
MULTIBLINDO EASY. Material: stainless steel.
With electric striker, unlatching during **12Vac 15W** electric pulse only.

Flat front-plate **24x3x220 DIN LEFT**	■ **033210**	10	-	10
Flat front-plate **24x3x220 DIN RIGHT**	■ **033211**	10	-	10
Flat front-plate **24x3x220 DIN LEFT**	**033240**	10	-	10
Flat front-plate **24x3x220 DIN RIGHT**	**033241**	10	-	10

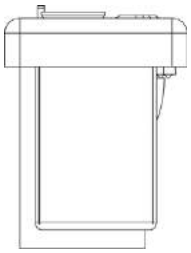

Full-size scale

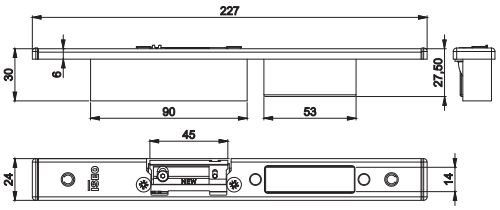

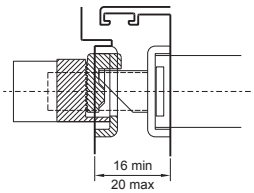

In case the space between the striking plate and the door is greater, it is necessary to use a spacer for the striking plate

ADJUSTABLE closed striking plate for **CENTRAL LOCK**
MULTIBLINDO EASY. Material: stainless steel.
With electric striker, unlatching during **12Vac 15W** electric pulse only.

U-front plate **24x6x220 DIN LEFT**	**033242**	10	-	10
U-front plate **24x6x220 DIN RIGHT**	**033243**	10	-	10

■ = Discontinued

Code | Single package | Multiple package | Min. ord.

Multiblindo Easy



Full-size scale

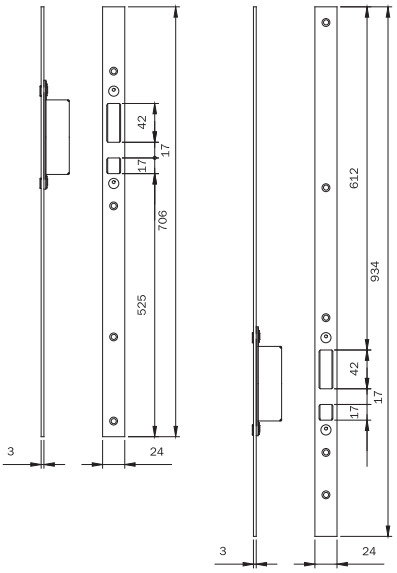

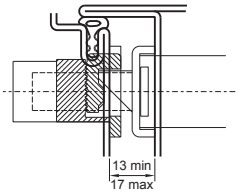

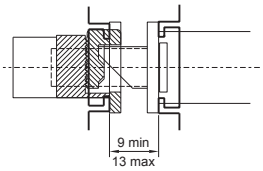

In case the space between the striking plate and the door is greater, it is necessary to use a spacer for the striking plate

Pair of **ADJUSTABLE** closed **STRIKING PLATES** for top/bottom **HOOK DEVIATORS** MULTIBLINDO EASY.
Material: stainless steel. Flat front plate **24X3X1860**
Can be used with central striking plates.
033230 - 033231 - 033240 - 033241 - 033160 - 033161 **033165** 10 - 10



Full-size scale

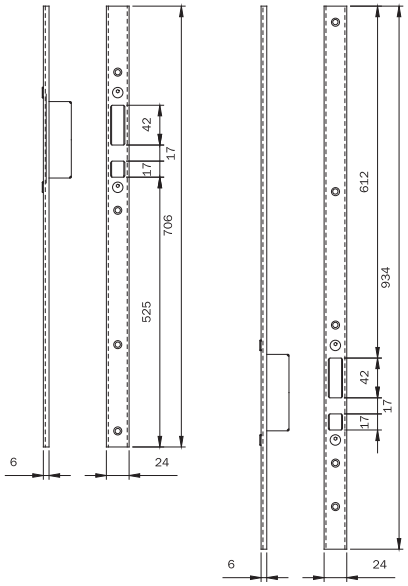

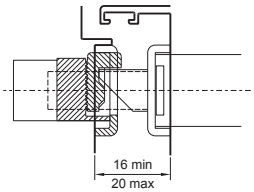

In case the space between the striking plate and the door is greater, it is necessary to use a spacer for the striking plate

Pair of **ADJUSTABLE** closed **STRIKING PLATES** for top/bottom **HOOK DEVIATORS** MULTIBLINDO EASY. Material: stainless steel.
U-front plate **24X6X1860**. Can be used with central striking plates
033232 - 033233 - 033242 - 033243 - 033162 - 033163 **033167** 10 - 10

Code | Multiple package | Single package | Min. ord.

Multiblindo Easy - Multiblindo eMotion



Full-size scale

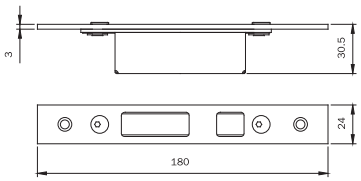

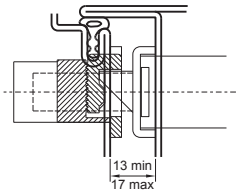

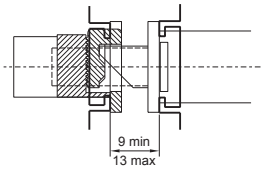

In case the space between the striking plate and the door is greater, it is necessary to use a spacer for the striking plate

ADJUSTABLE closed striking plate for **HOOK DEVIATORS**
MULTIBLINDO EASY and MULTIBLINDO EMOTION.
Material: stainless steel. Flat front plate **24X3X180**.
To be used with striking plates.
033230 - 033231 - 033240 - 033241 - 033160 - 033161 **033169** 10 - 10



Full-size scale

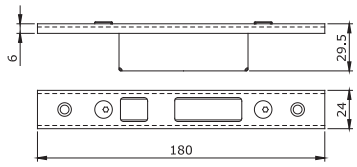

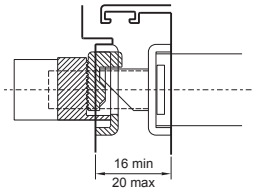

In case the space between the striking plate and the door is greater, it is necessary to use a spacer for the striking plate

ADJUSTABLE closed striking plate for **HOOK DEVIATORS**
MULTIBLINDO EASY and MULTIBLINDO EMOTION.
Material: stainless steel.
U-front plate **24X6X180**. To be used with striking plates.
033232 - 033233 - 033242 - 033243 - 033162 - 033163 **033171** 10 - 10

SWISSDOOR
DØRTEKNIK FOR PROFESSIONELLE



Multiblindo classic

Lock for metal frames

Multiblindo classic



It has been designed and tested

according to the European standards EN 12209:05 (lateral locking version) and prEN 15685 (3-point locking version).
It resists lateral forcing with a thrust of over 1,000 kg and a front load of over 600 kg.
The corrosion resistance is more than 240 hours in a saline environment.
Endurance: tested to over 200,000 opening and closing cycles under a 120N load.

Example of certification lock Multiblindo, series 7955 - 7945 - 7991 - 79034

3	X	8	A	0	G	7	3	1

Adopting MULTIBLINDO, together with ISEO cylinders range, means reaching an extremely high security standard to the doors.
MULTIBLINDO's security features include:
- steel lock case, closed on all sides;
- reinforced deadbolts with carbonitrided steel layers for high cut and drill protection;
- new deadbolt system (patented) preventing cracking (fig. 2,3,4);
- external forces applied on one of the deadbolts have no effect on the other two, which means that any eventual cracking attempts would have to be repeated separately for each deadbolt.

A) DEADBOLT fulcrum pin
B) Programmed breaking point
C) Security pins
D) Movement transmission and DEADBOLT locking rod

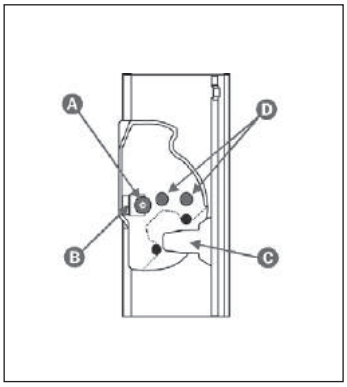

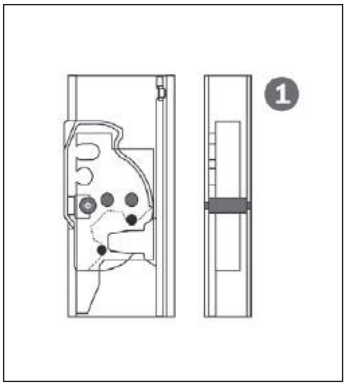

Open lock

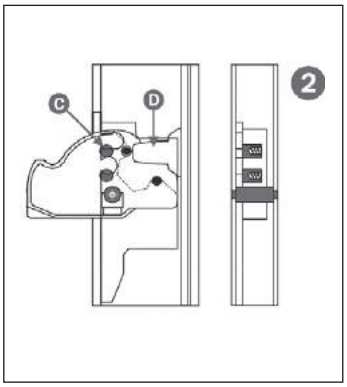

Closed lock. Blocking is ensured by element "D", which opposes the deadbolt and secures it against the back wall of the lock case.
Pins "C" are not operating.

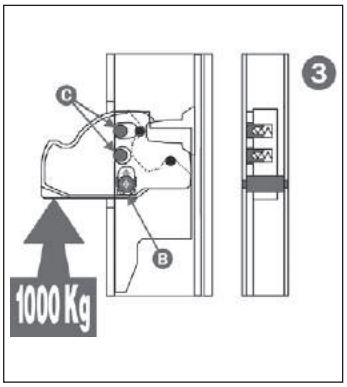

By appling an upwards force, equivalent to one metric ton, breaking point "B" yields letting pins "C" insert themselves into their respective spaces in the plate consolidated to the lock case. The deadbolt and the case fundamentally become one single body.

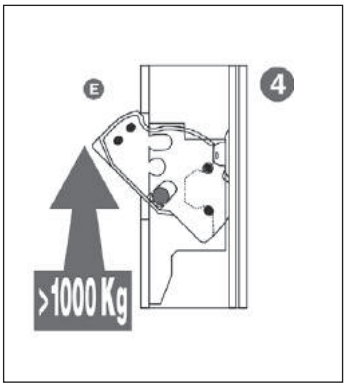

The deadbolt can no longer enter again the lock case when its rotation axis is moved, as it interferes with the front plate "E".

Multiblindo classic



Kurzbericht
Nr. 212 24161

ift ROSENHEIM

Auftrag	Prüfung der einbruchhemmenden Eigenschaften nach DIN V ENV 1627
Auftraggeber	**Tegtmeier GmbH & Co. KG Metallbauwerk** Oeynhausener Str. 40 32584 Löhne/Westfalen
Probekörper	
Prüfdatum	26. Juli 2001
Produktbezeichnung	„Tebau Therm 80"
Bauart	einflügelige Aluminiumrahmentür mit Seitenteil
Angriffseite	Schließseite / Schließfläche gemäß DIN 107
Außenabmessungen	1400 mm x 2100 mm (B x H)
Rahmenmaterial	Aluminium
Profilsystem	TT80
Konstruktionsfugen	Schattenfuge 4mm, unten 20 mm
Beschläge 1)	Schloss Fa. ISEO Multi Blindo nach DIN 12209 Klasse 5 mit Profilzylinder der Fa. Dom, Art.-Nr.: 25 500 91 sowie mit verdeckt liegendem Band der Fa. Tebau.
Verglasung	nach DIN 52290 - B1
Paneel	nach DIN 52290 – B5
Montage	Montageanleitung Stand Januar 2001, Blatt 1
Ausführungsvarianten	- Abweichungen von der geprüften Größe gemäß DIN V ENV 1627 in der Breite maximal + 10% und – 20 % und in der Höhe maximal + 10% und – 20 %. - weitere Ausführungsvarianten siehe Anlage 1, Blatt 1

Ergebnis
Der Probekörper erfüllt die Anforderungen an einbruchhemmende Türen der

Widerstandsklasse 3 nach DIN V ENV 1627 : 1999

Verwendung von ift-Prüfberichten
Entsprechend dem **ift**-Merkblatt und nur so lange, wie sich die Bauart des Produktes sowie der Inhalt und die Gültigkeit der Norm nicht ändern.

ift Rosenheim
20. September 2001

Dr. Helmut Hohenstein
Institutsleiter

i. A. Christian Kehrer
Leiter Prüffeld Türen, Tore, Sicherheit

The door fitted with a Multiblindo lock and tested by the **German Institute IFT ROSENHEIM** passed **CLASS 3 test according to EUROPEAN STANDARD DIN V ENV 1627**

EUROPEAN STANDARD DIN V ENV 1627.
All MULTIBLINDO series locks have obtained **GRADE 7** according to the security requirement **pr EN 15685.**



VdS

Zertifikat
über die
Anerkennung
von
Bauteilen und Systemen

Iseo Serrature s.p.a.
Via S. Girolamo 13

IT-25055 Pisogne (BS)

M 110357	4	10.12.2010	09.12.2014

Zylinderschloss - Klasse C
Baureihe Multiblindo

als mechanische Sicherungseinrichtung

VdS 2344 : 2005-12, Verfahren für die Prüfung, Anerkennung und Konformitätsbewertung von Geräten, Bauteilen und Systemen der Brandschutz- und Sicherungstechnik

VdS 2841 : 2005-12, Durchführung von Produktüberwachungen

VdS 2201 : 2004-02, Richtlinien für mechanische Sicherungseinrichtungen, Zylinderschlösser, Anforderungen und Prüfmethoden

DIN 18 251-3 : 2002-11, Schlösser, Einsteckschlösser als Mehrfachverriegelung

Köln, den 10. Dezember 2010

Schlegel

ppa. Urban

CLASS C

VDS is an indipendent German institute.
A VDS certification helps end users to distinguish high quality from mediocre products and services.
ISEO Serrature has obtained the highest security certification for Multiblindo product range, **CLASS C.**

Multiblindo classic 92 mm centre distance



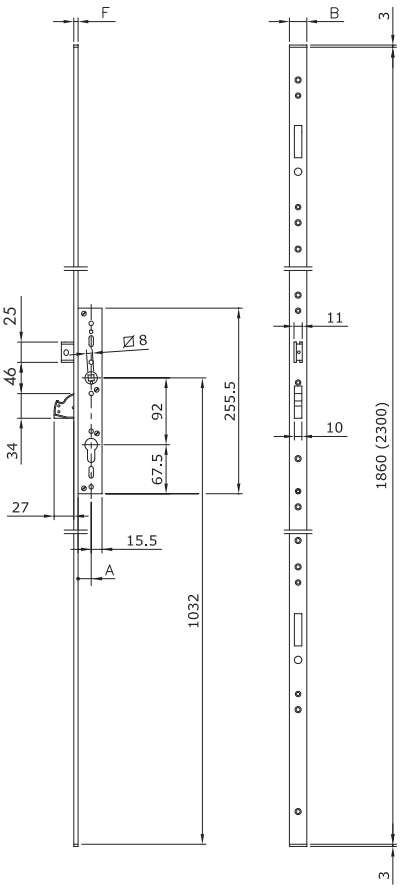

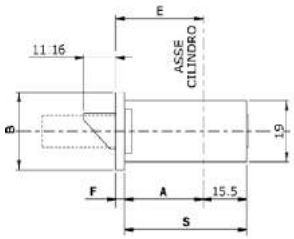

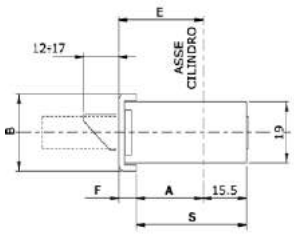

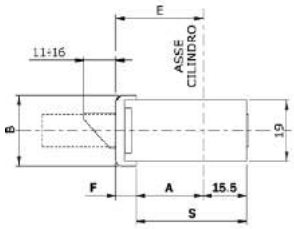

Codice							
Art		E		A	S	B	F
79**	10	25	2	22	37.5	24	3
		30		27	42.5		
		35		32	47.5		
		40		37	52.5		

Codice							
Art.		E		A	S	B	F
79**	00	25	2	18	33.5	24	6
		30		23	38.5		
		35		28	43.5		
		40		33	48.5		
	01	25		18	33.5		
		30		23	38.5		
		35		28	43.5		
		40		33	48.5		

Codice							
Art.		E		A	S	B	F
79**	50	25	0	18	33.5	22	7
		30		23	38.5		
		35		28	43.5		
		40		33	48.5		

MULTIBLINDO mortice lock for metal frames, **MODULAR, ROTATING DEADBOLT.**
Central lock, centre distance mm 92, operating with European profile cylinder.
Front plate with holes for additional deviators. Rotating deadbolt,
mm 27 throw with antidrill/anticut cover plates in carbonitrided steel.
Supplied with reversible and adjustable latchbolt. The latchbolt can be replaced with roller or cap for deadlocking only. Latchbolt/roller operated by key or mm 8 handle follower.
Built-in connecting rods between lock and deviators. 2 nylon end blocks for U-version.
Fixing screws. Instruction sheet.

Accessories to be ordered separately:
Rotating deadbolt deviator - ref. 790330000
Rotating hook deviator - ref. 790340000
Bottom-locking deviator - ref. 790310000
Top-locking deviator - ref. 790320000
Modular roller for latchbolt hole - ref. 040801/2/3/4
Modular cap for latchbolt hole - ref. 040810
Cylinder escutcheon - ref. 040809 - cod. 98.05.04/05/06
Anti-drill plate - ref. 040805. 25/30/35/40
Striking plates



Multiblindo classic 92 mm centre distance

	Code	Single package	Multiple package	Min. ord.
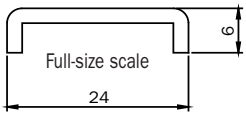				
U-front plate mm **2300x24x6** in stainless steel. Backset mm 25	**799100252**	1	-	1
U-front plate mm **2300x24x6** in stainless steel. Backset mm 30	**799100302**	1	-	1
U-front plate mm **2300x24x6** in stainless steel. Backset mm 35	**799100352**	1	-	1
U-front plate mm **2300x24x6** in stainless steel. Backset mm 40	**799100402**	1	-	1
U-front plate mm **1860x24x6** in stainless steel. Backset mm 25	**799101252**	1	-	1
U-front plate mm **1860x24x6** in stainless steel. Backset mm 30	**799101302**	1	-	1
U-front plate mm **1860x24x6** in stainless steel. Backset mm 35	**799101352**	1	-	1
U-front plate mm **1860x24x6** in stainless steel. Backset mm 40	**799101402**	1	-	1
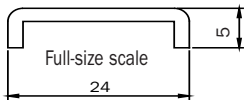				
U-front plate mm **2300x24x5** in stainless steel. Backset mm 25	**799130252**	1	-	1
U-front plate mm **2300x24x5** in stainless steel. Backset mm 30	**799130302**	1	-	1
U-front plate mm **2300x24x5** in stainless steel. Backset mm 35	**799130352**	1	-	1
U-front plate mm **2300x24x5** in stainless steel. Backset mm 40	**799130402**	1	-	1
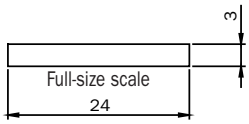				
Flat front-plate mm **2300x24x3** in stainless steel. Backset mm 25	**799110252**	1	-	1
Flat front-plate mm **2300x24x3** in stainless steel. Backset mm 30	**799110302**	1	-	1
Flat front-plate mm **2300x24x3** in stainless steel. Backset mm 35	**799110352**	1	-	1
Flat front-plate mm **2300x24x3** in stainless steel. Backset mm 40	**799110402**	1	-	1
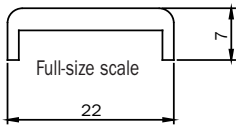				
U-front plate mm **2300x22x7** in BLACK PAINTED aluminium. Backset mm 25	**799150250**	1	-	1
U-front plate mm **2300x22x7** in BLACK PAINTED aluminium. Backset mm 30	**799150300**	1	-	1
U-front plate mm **2300x22x7** in BLACK PAINTED aluminium. Backset mm 35	**799150350**	1	-	1
U-front plate mm **2300x22x7** in BLACK PAINTED aluminium. Backset mm 40	**799150400**	1	-	1

Multiblindo classic

Code | Single package | Multiple package | Min. ord.

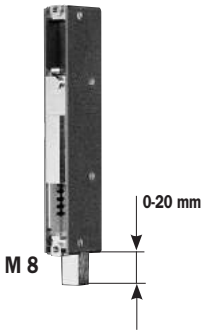

DEVIATOR FOR MULTIBLINDO, lower locking, to be applied on the modular front plate.
M8 threaded square for tip bolt. Multi-faceted, anti-screw **TIP BOLT Ø 14X55** with threaded hole M8, tip length mm 20. Antidust brass rod cap Ø 18. Screws and pins.

Accessories to be ordered separately:
Floor socket 040807

790310000 1 10 10



DEVIATOR FOR MULTIBLINDO, upper locking, to be applied on the modular front plate.
M8 threaded square for tip bolt. Multi-faceted, anti-screw **TIP BOLT Ø 14X55** with threaded hole M8, tip length mm 20. Zinc-plated plate and nylon tip-guiding spacer. Screws and pins.

Accessories to be ordered separately:
Upper striker 040806

790320000 1 10 10



DEVIATOR FOR MULTIBLINDO, lateral locking, to be applied on the modular front plate.
ROTATING DEADBOLT 27 mm throw with antidrill and anticut cover plates in carbonitrided steel. Screws.

Accessories to be ordered separately:
Striking plates

790330000 1 10 10



DEVIATOR FOR MULTIBLINDO, lateral locking, to be applied on the modular front plate.
ROTATING HOOK, clearance mm 15,5 and mm 26,5 throw with antidrill and anticut cover plates in carbonitrided steel and sliding latchbolt. Screws.

Accessories to be ordered separately:
Striking plates

790340000 1 10 10

Multiblindo classic 92 mm centre distance



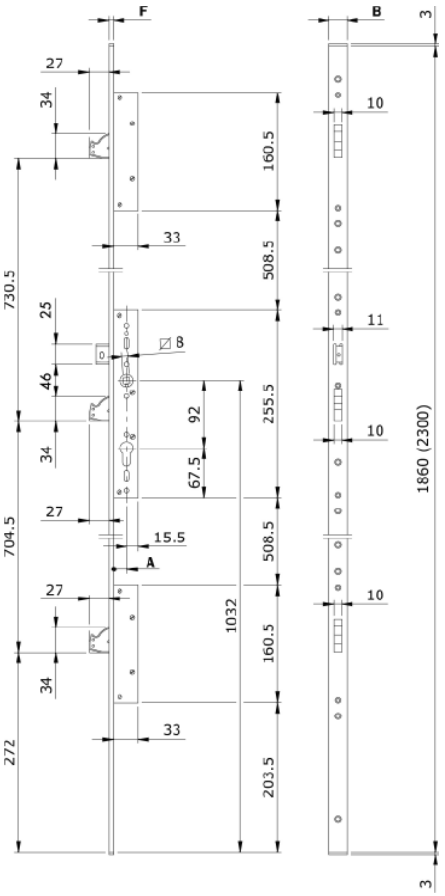

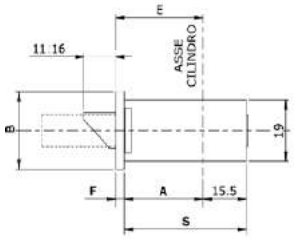

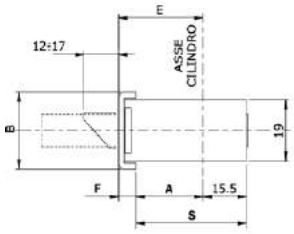

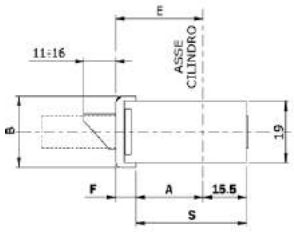

Codice							
Art		E		A	S	B	F
79**	10	25	2	22	37.5	24	3
		30		27	42.5		
		35		32	47.5		
		40		37	52.5		

Codice							
Art.		E		A	S	B	F
79**	00	25	2	18	33.5	24	6
		30		23	38.5		
		35		28	43.5		
		40		33	48.5		
	01	25		18	33.5		
		30		23	38.5		
		35		28	43.5		
		40		33	48.5		

Codice							
Art.		E		A	S	B	F
79**	50	25	0	18	33.5	22	7
		30		23	38.5		
		35		28	43.5		
		40		33	48.5		

MULTIBLINDO mortice lock for metal frames, 3-POINT LOCKING, **DEVIATORS**, **ROTATING DEADBOLT**.
Central lock, centre distance mm 92, operating with European profile cylinder.
Mm 27 throw with anti-drill/anti-cut cover plates in carbonitrided steel.
Supplied with reversible and adjustable latchbolt. The latchbolt can be replaced with roller or cap for deadlocking only. Latchbolt/roller operated by key or mm 8 handle follower.
2 lateral-locking deviators, assembled, with rotating deadbolt mm 27 throw with antidrill/anticut cover plates in carbonitrided steel.
2 nylon end blocks for U-version. Fixing screws. Instruction sheet.

Accessories to be ordered separately:
Striking plates
Modular roller for latchbolt hole - ref. 040801/2/3/4/11/12/13/14/15
Modular cap for latchbolt hole - ref. 040810 - cod. 040816
Cylinder escutcheon - ref. 040809 - cod. 98.05.04/05/06
Anti-drill plate - ref. 040805. 25/30/35/40/45/50/55/60/65

Multiblindo classic 92 mm centre distance

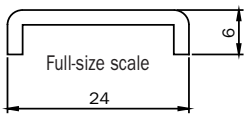

	Code	Single package		Multiple package	Min. ord.
U-front plate mm **2300x24x6** in stainless steel. Backset mm 25	**795100252**	1	-	1	
U-front plate mm **2300x24x6** in stainless steel. Backset mm 30	**795100302**	1	-	1	
U-front plate mm **2300x24x6** in stainless steel. Backset mm 35	**795100352**	1	-	1	
U-front plate mm **2300x24x6** in stainless steel. Backset mm 40	**795100402**	1	-	1	
U-front plate mm **2300x24x6** in stainless steel. Backset mm 45	**795100452**	1	-	1	
U-front plate mm **2300x24x6** in stainless steel. Backset mm 50	**795100502**	1	-	1	
U-front plate mm **2300x24x6** in stainless steel. Backset mm 55	**795100552**	1	-	1	
U-front plate mm **2300x24x6** in stainless steel. Backset mm 60	**795100602**	1	-	1	
U-front plate mm **2300x24x6** in stainless steel. Backset mm 65	**795100652**	1	-	1	
U-front plate mm **1860x24x6** in stainless steel. Backset mm 25	**795101252**	1	-	1	
U-front plate mm **1860x24x6** in stainless steel. Backset mm 30	**795101302**	1	-	1	
U-front plate mm **1860x24x6** in stainless steel. Backset mm 35	**795101352**	1	-	1	
U-front plate mm **1860x24x6** in stainless steel. Backset mm 40	**795101402**	1	-	1	
U-front plate mm **1860x24x6** in stainless steel. Backset mm 45	**795101452**	1	-	1	
U-front plate mm **1860x24x6** in stainless steel. Backset mm 50	**795101502**	1	-	1	
U-front plate mm **1860x24x6** in stainless steel. Backset mm 55	**795101552**	1	-	1	
U-front plate mm **1860x24x6** in stainless steel. Backset mm 60	**795101602**	1	-	1	
U-front plate mm **1860x24x6** in stainless steel. Backset mm 65	**795101652**	1	-	1	

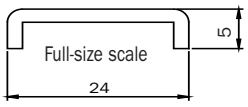

U-front plate mm **2300x24x5** in stainless steel. Backset mm 25	**795130252**	1	-	1	
U-front plate mm **2300x24x5** in stainless steel. Backset mm 30	**795130302**	1	-	1	
U-front plate mm **2300x24x5** in stainless steel. Backset mm 35	**795130352**	1	-	1	
U-front plate mm **2300x24x5** in stainless steel. Backset mm 40	**795130402**	1	-	1	
U-front plate mm **2300x24x5** in stainless steel. Backset mm 45	**795130452**	1	-	1	
U-front plate mm **2300x24x5** in stainless steel. Backset mm 50	**795130502**	1	-	1	
U-front plate mm **2300x24x5** in stainless steel. Backset mm 55	**795130552**	1	-	1	
U-front plate mm **2300x24x5** in stainless steel. Backset mm 60	**795130602**	1	-	1	
U-front plate mm **2300x24x5** in stainless steel. Backset mm 65	**795130652**	1	-	1	

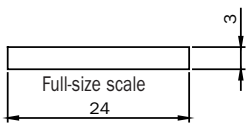

Flat front-plate mm **2300x24x3** in stainless steel. Backset mm 25	**795110252**	1	-	1	
Flat front-plate mm **2300x24x3** in stainless steel. Backset mm 30	**795110302**	1	-	1	
Flat front-plate mm **2300x24x3** in stainless steel. Backset mm 35	**795110352**	1	-	1	
Flat front-plate mm **2300x24x3** in stainless steel. Backset mm 40	**795110402**	1	-	1	
Flat front-plate mm **2300x24x3** in stainless steel. Backset mm 45	**795110452**	1	-	1	
Flat front-plate mm **2300x24x3** in stainless steel. Backset mm 50	**795110502**	1	-	1	
Flat front-plate mm **2300x24x3** in stainless steel. Backset mm 55	**795110552**	1	-	1	
Flat front-plate mm **2300x24x3** in stainless steel. Backset mm 60	**795110602**	1	-	1	
Flat front-plate mm **2300x24x3** in stainless steel. Backset mm 65	**795110652**	1	-	1	

Multiblindo classic 92 mm centre distance

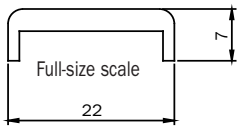

	Code	Single package		Multiple package	Min. ord.
U-front plate mm **2300x22x7** in BLACK PAINTED aluminium. Backset mm 25	**795150250**	1	-	1	
U-front plate mm **2300x22x7** in BLACK PAINTED aluminium. Backset mm 30	**795150300**	1	-	1	
U-front plate mm **2300x22x7** in BLACK PAINTED aluminium. Backset mm 35	**795150350**	1	-	1	
U-front plate mm **2300x22x7** in BLACK PAINTED aluminium. Backset mm 40	**795150400**	1	-	1	

Multiblindo classic 92 mm centre distance



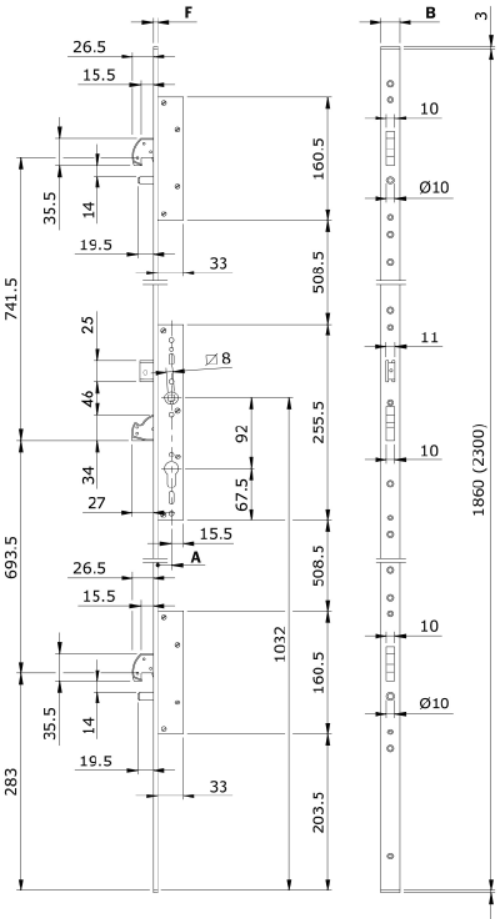

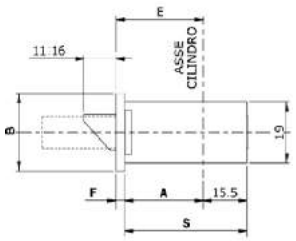

Codice							
Art		E		A	S	B	F
79**	10	25	2	22	37.5	24	3
		30		27	42.5		
		35		32	47.5		
		40		37	52.5		

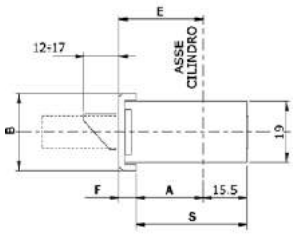

Codice							
Art.		E		A	S	B	F
79**	00	25	2	18	33.5	24	6
		30		23	38.5		
		35		28	43.5		
		40		33	48.5		
	01	25		18	33.5		
		30		23	38.5		
		35		28	43.5		
		40		33	48.5		

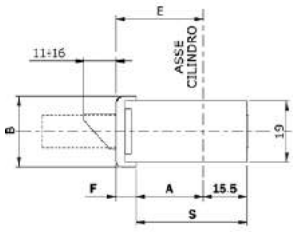

Codice							
Art.		E		A	S	B	F
79**	50	25	0	18	33.5	22	7
		30		23	38.5		
		35		28	43.5		
		40		33	48.5		

MULTIBLINDO mortice lock for metal frames, 3-POINT LOCKING, **ROTATING HOOK DEVIATORS**.
Central lock, centre distance mm 92, operating with European profile cylinder.
Rotating deadbolt, mm 27 throw, with anti-drill/anti-cut cover plates in carbonitrided steel.
Supplied with reversible and adjustable latchbolt. The latchbolt can be replaced with roller or cap for deadlocking only. Latchbolt/roller operated by key or mm 8 handle follower.
2 hook deviators clearance mm 15,5, lateral locking, mm 27 throw with anti-drill/anti-cut cover plates in carbonitrided steel and sliding deadbolt. Cylinder screw.
2 nylon end blocks for U-version. Fixing screws. Instruction sheet.

Accessories to be ordered separately:
Striking plates
Modular roller for latchbolt hole - ref. 040801/2/3/4/11/12/13/14/15
Modular cap for latchbolt hole - ref. 040801 - cod. 040816
Cylinder escutcheon - ref. 040809 - cod. 98.05.04/05/06
Anti-drill plate - ref. 040805. 25/30/35/40/45/50/55/60/65

Multiblindo classic 92 mm centre distance

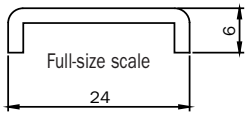

	Code	Single package		Multiple package	Min. ord.
U-front plate mm **2300x24x6** in stainless steel. Backset mm 25	**795500252**	1	-	1	
U-front plate mm **2300x24x6** in stainless steel. Backset mm 30	**795500302**	1	-	1	
U-front plate mm **2300x24x6** in stainless steel. Backset mm 35	**795500352**	1	-	1	
U-front plate mm **2300x24x6** in stainless steel. Backset mm 40	**795500402**	1	-	1	
U-front plate mm **2300x24x6** in stainless steel. Backset mm 45	**795500452**	1	-	1	
U-front plate mm **2300x24x6** in stainless steel. Backset mm 50	**795500502**	1	-	1	
U-front plate mm **2300x24x6** in stainless steel. Backset mm 55	**795500552**	1	-	1	
U-front plate mm **2300x24x6** in stainless steel. Backset mm 60	**795500602**	1	-	1	
U-front plate mm **2300x24x6** in stainless steel. Backset mm 65	**795500652**	1	-	1	
U-front plate mm **1860x24x6** in stainless steel. Backset mm 25	**795501252**	1	-	1	
U-front plate mm **1860x24x6** in stainless steel. Backset mm 30	**795501302**	1	-	1	
U-front plate mm **1860x24x6** in stainless steel. Backset mm 35	**795501352**	1	-	1	
U-front plate mm **1860x24x6** in stainless steel. Backset mm 40	**795501402**	1	-	1	
U-front plate mm **1860x24x6** in stainless steel. Backset mm 45	**795501452**	1	-	1	
U-front plate mm **1860x24x6** in stainless steel. Backset mm 50	**795501502**	1	-	1	
U-front plate mm **1860x24x6** in stainless steel. Backset mm 55	**795501552**	1	-	1	
U-front plate mm **1860x24x6** in stainless steel. Backset mm 60	**795501602**	1	-	1	
U-front plate mm **1860x24x6** in stainless steel. Backset mm 65	**795501652**	1	-	1	

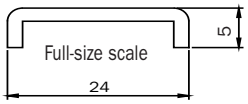

U-front plate mm **2300x24x5** in stainless steel. Backset mm 25	**795530252**	1	-	1	
U-front plate mm **2300x24x5** in stainless steel. Backset mm 30	**795530302**	1	-	1	
U-front plate mm **2300x24x5** in stainless steel. Backset mm 35	**795530352**	1	-	1	
U-front plate mm **2300x24x5** in stainless steel. Backset mm 40	**795530402**	1	-	1	
U-front plate mm **2300x24x5** in stainless steel. Backset mm 45	**795530452**	1	-	1	
U-front plate mm **2300x24x5** in stainless steel. Backset mm 50	**795530502**	1	-	1	
U-front plate mm **2300x24x5** in stainless steel. Backset mm 55	**795530552**	1	-	1	
U-front plate mm **2300x24x5** in stainless steel. Backset mm 60	**795530602**	1	-	1	
U-front plate mm **2300x24x5** in stainless steel. Backset mm 65	**795530652**	1	-	1	

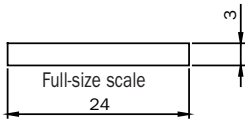

Flat front-plate mm **2300x24x3** in stainless steel. Backset mm 25	**795510252**	1	-	1	
Flat front-plate mm **2300x24x3** in stainless steel. Backset mm 30	**795510302**	1	-	1	
Flat front-plate mm **2300x24x3** in stainless steel. Backset mm 35	**795510352**	1	-	1	
Flat front-plate mm **2300x24x3** in stainless steel. Backset mm 40	**795510402**	1	-	1	
Flat front-plate mm **2300x24x3** in stainless steel. Backset mm 45	**795510452**	1	-	1	
Flat front-plate mm **2300x24x3** in stainless steel. Backset mm 50	**795510502**	1	-	1	
Flat front-plate mm **2300x24x3** in stainless steel. Backset mm 55	**795510552**	1	-	1	
Flat front-plate mm **2300x24x3** in stainless steel. Backset mm 60	**795510602**	1	-	1	
Flat front-plate mm **2300x24x3** in stainless steel. Backset mm 65	**795510652**	1	-	1	

Multiblindo classic 92 mm centre distance

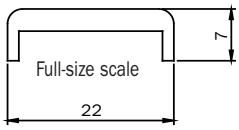

	Code	Single package	Multiple package	Min. ord.
U-front plate mm **2300x22x7** in BLACK PAINTED aluminium. Backset mm 25	**795550250**	1	-	1
U-front plate mm **2300x22x7** in BLACK PAINTED aluminium. Backset mm 30	**795550300**	1	-	1
U-front plate mm **2300x22x7** in BLACK PAINTED aluminium. Backset mm 35	**795550350**	1	-	1
U-front plate mm **2300x22x7** in BLACK PAINTED aluminium. Backset mm 40	**795550400**	1	-	1

Code

Min. ord.
Multiple package
Single package

Blindo 92 mm centre distance



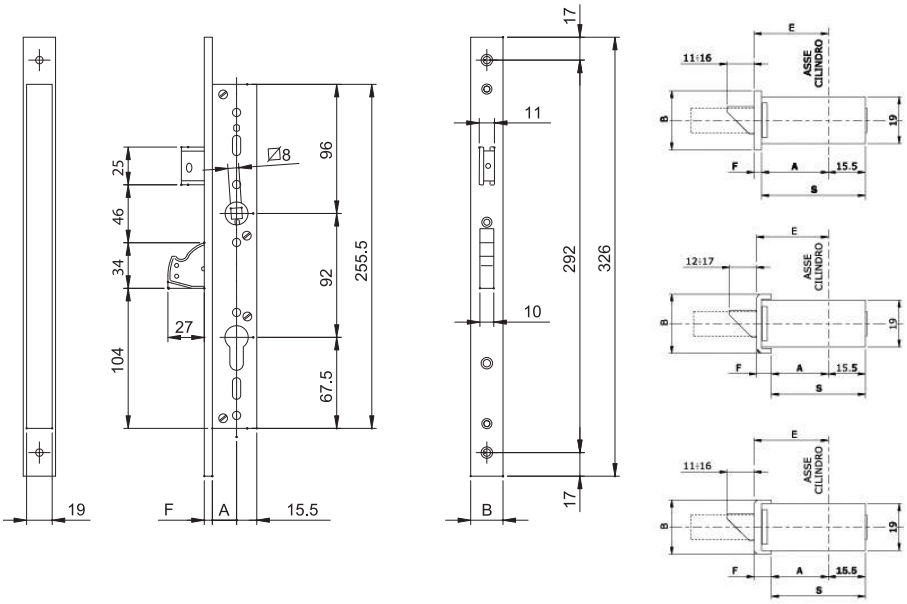

Codice							
Art.		E		A	S	B	F
7911	10	25	2	22	37.5	24	3
		30		27	42.5		
		35		32	47.5		
		40		37	52.5		

Codice							
Art.		E		A	S	B	F
7911	00	25	2	18	33.5	24	6
		30		23	38.5		
		35		28	43.5		
		40		33	48.5		

Codice							
Art.		E		A	S	B	F
7911	50	25	0	18	33.5	22	7
		30		23	38.5		
		35		28	43.5		
		40		33	48.5		

BLINDO mortice lock for metal frames, LATERAL LOCKING, **ROTATING DEADBOLT**.
Centre distance mm 92, operating with European profile cylinder.
Rotating deadbolt, mm 27 throw, with antidrill/anticut cover plates in carbonitrided steel.
Supplied with reversible and adjustable latchbolt. The latchbolt can be replaced with roller or cap for deadlocking only. Latchbolt/roller operated by key or mm 8 handle follower. Cylinder screw.
2 nylon end blocks for U-version. Instruction sheet.

Accessories to be ordered separately:
Striking plates
Modular roller for latchbolt hole - ref. 040801/2/3/4
Cylinder escutcheon - ref. 040809
Antidrill plate - ref. 040805. 25/30/35/40

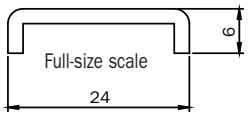

U-front plate mm **326x24x6** in stainless steel. Backset mm 25	**791100252**	1	10	10
U-front plate mm **326x24x6** in stainless steel. Backset mm 30	**791100302**	1	10	10
U-front plate mm **326x24x6** in stainless steel. Backset mm 35	**791100352**	1	10	10
U-front plate mm **326x24x6** in stainless steel. Backset mm 40	**791100402**	1	10	10

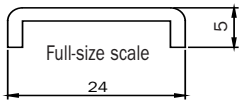

U-front plate mm **326x24x5** in stainless steel. Backset mm 25	**791133252**	1	10	10
U-front plate mm **326x24x5** in stainless steel. Backset mm 35	**791133352**	1	10	10
U-front plate mm **326x24x5** in stainless steel. Backset mm 40	**791133402**	1	10	10

Blindo 92 mm centre distance

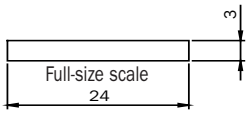

	Code	Single package	Multiple package	Min. ord.
Flat front-plate mm **326x24x3** in stainless steel. Backset mm 25	**791110252**	1	10	10
Flat front-plate mm **326x24x3** in stainless steel. Backset mm 30	**791110302**	1	10	10
Flat front-plate mm **326x24x3** in stainless steel. Backset mm 35	**791110352**	1	10	10
Flat front-plate mm **326x24x3** in stainless steel. Backset mm 40	**791110402**	1	10	10

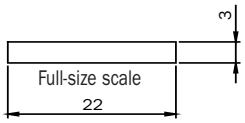

	Code	Single package	Multiple package	Min. ord.
Flat front-plate mm **326x22x3** in stainless steel. Backset mm 25	**791112252**	1	10	10
Flat front-plate mm **326x22x3** in stainless steel. Backset mm 30	**791112302**	1	10	10
Flat front-plate mm **326x22x3** in stainless steel. Backset mm 35	**791112352**	1	10	10
Flat front-plate mm **326x22x3** in stainless steel. Backset mm 40	**791112402**	1	10	10

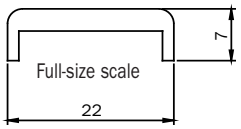

	Code	Single package	Multiple package	Min. ord.
U-front plate mm **326x22x7** in BLACK PAINTED aluminium. Backset mm 25	**791150250**	1	10	10
U-front plate mm **326x22x7** in BLACK PAINTED aluminium. Backset mm 30	**791150300**	1	10	10
U-front plate mm **326x22x7** in BLACK PAINTED aluminium. Backset mm 35	**791150350**	1	10	10
U-front plate mm **326x22x7** in BLACK PAINTED aluminium. Backset mm 40	**791150400**	1	10	10

Accessories

	Code	Single package	Multiple package	Min. ord.
 Modular roller for MULTIBLINDO and BLINDO with a nylon insert for fixed striking plate and a nylon insert for adjustable striking plate. It can replace the latchbolt.				
For lock backset mm 25	**040801**	10	-	10
For lock backset mm 30	**040802**	10	-	10
For lock backset mm 35	**040803**	10	-	10
For lock backset mm 40	**040804**	10	-	10
For lock backset mm 45	**040811**	10	-	10
For lock backset mm 50	**040812**	10	-	10
For lock backset mm 55	**040813**	10	-	10
For lock backset mm 60	**040814**	10	-	10
For lock backset mm 65	**040815**	10	-	10
 Modular cap for MULTIBLINDO and BLINDO for backsets from 25 mm to 65 mm. In NYLON. To be fitted instead of the latchbolt for only deadbolt versions. Screw.	**040816**	10	-	10
 MODULAR ANTIDRILL PLATE for MULTIBLINDO and BLINDO. To be fixed to the lock for pin protection.				
For lock backset mm 25	**040805.25**	5	-	10
For lock backset mm 30	**040805.30**	5	-	10
For lock backset mm 35	**040805.35**	5	-	10
For lock backset mm 40	**040805.40**	5	-	10
For lock backset mm 45	**040805.45**	5	-	10
For lock backset mm 50	**040805.50**	5	-	10
For lock backset mm 55	**040805.55**	5	-	10
For lock backset mm 60	**040805.60**	5	-	10
For lock backset mm 65	**040805.65**	5	-	10
 UPPER STRIKER for MULTIBLINDO, vertical locking. 2 tip-guiding plates Ø mm 14. Rod-guiding nylon spacer.	**040806**	10	-	10
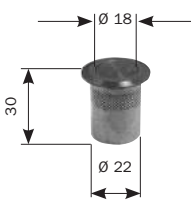 Brass FLOOR SOCKET with antidust spring cap for rods. Inside hole Ø mm 18. For MULTIBLINDO tip bolt.	**040807**	10	-	10

Accessories

	Code	Single package	Multiple package	Min. ord.
				
Multi-faceted Ø mm 14 TIP for threaded rods M8. For MULTIBLINDO. In zinc-plated carbonitrided steel. Elastic pin. Drawing pin.	**040808**	10	-	10
 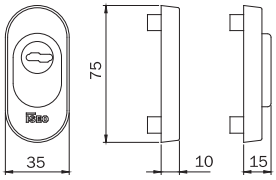 MODULAR ESCUTCHEON for MULTIBLINDO and BLINDO, European profile cylinder, internal fixing. Internal and external escutcheons in aluminium. External plate and antidrill disk in carbonitrided steel. Plate spacer. Spacers. Antidrill balls for screw protection. Screws. BLACK PAINTED	**040809**	1	-	1
MODULAR ESCUTCHEON for MULTIBLINDO and BLINDO, European profile cylinder, internal fixing. Internal and external escutcheons in aluminium. External plate and antidrill disk in carbonitrided steel. Plate spacer. Spacers. Anti-drill balls for screw protection. Screws. RAW ALUMINIUM	**040809G**	1	-	1
 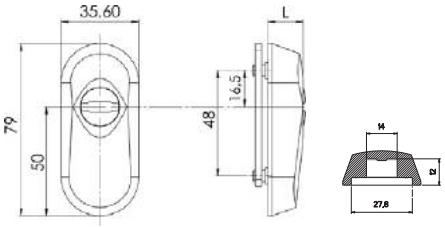 **IRON**. Escutcheon for European profile cylinder. Tempered steel.				
For projecting cylinders 4 mm to 11,3 mm.				
Satin nickel plated - L = 16 mm	**98050204**	1	-	1
Black painted - L = 16 mm	**98050205**	1	-	1
Polished brass-plated - L = 16 mm	**98050206**	1	-	1
For projecting cylinders 4 mm to 7,4 mm.				
Satin nickel plated - L = 12 mm	**98050104**	1	-	1
Black painted - L = 12 mm	**98050105**	1	-	1
Polished brass-plated - L = 12 mm	**98050106**	1	-	1

Multiblindo classic

Code | Single package | Multiple package | Min. ord.

Full-size scale

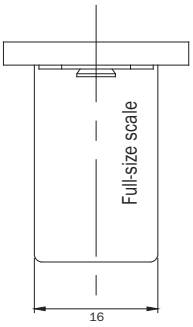

Closed striking stainless steel plate for **CENTRAL LOCK** MULTIBLINDO. Material: stainless steel. Flat front plate **220x24x3**. Can be used with mechanical striker 040890 or electric striker 040900-040910.

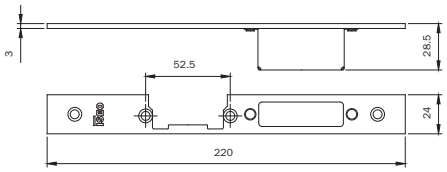

ALL.CO All.Co 5 Porta / All.Co 5 TT Porta
Export 50/50 TT Porta / Sicurblin 65
ALU-K Alublindo / N 45 Porta / N 53 Porta / N 55 TT Porta
N 62 TT Porta
ALU-MEC Synthesis 57 Porta / Synthesis 60TT Porta
DOMAL Stopper PG Porta
ESA Blindal 60 Porta 1 Anta / 60 Porta 2 Ante
INDINVEST Alpha 445 Porta 2 Ante
METRA NC 45 International Porta
NC 45 Superthermic Porta / NC 55 International Porta
NC 68 Superthermic Porta / Nuovo NC 50 Porta
Superblindo
PASSERINI Ekip Blindo
SCHÜCO Royal 78 ST Blindato
Royal S 50 N
Royal S 55 TT
Royal S 65 TT

RIGHT-HAND adjustable **DIN LEFT** — **033160** — 1 — 10 — 10

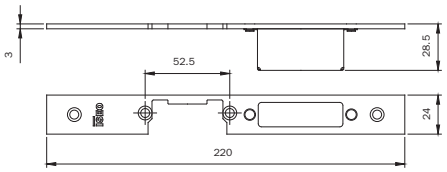

LEFT-HAND adjustable **DIN RIGHT** — **033161** — 1 — 10 — 10

Full-size scale

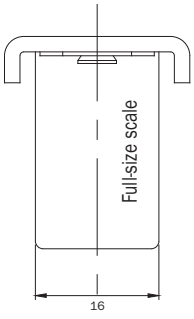

Closed striking plate for **CENTRAL LOCK** MULTIBLINDO. Material: stainless steel. U-front plate **220x24x6**. Can be used with mechanical striker 040890 or electric striker 040900-040910.

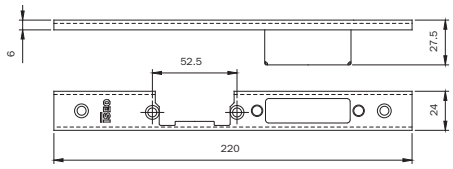

ALCAN Abithal Keeper Porta 53-60 / 61-68
Abithal Porta / Winner Porta
ALCOA FB 12 Blindato Porta
Plana 1 Anta / Plana 2 Ante
ALL.CO All.Co 5 Porta / All.Co 5 TT Porta
Export 50/50 TT Porta / Sicurblin 65
ALNOR Montreal Porta
ALUSUISSE Alsec 2000 Porta 59 / Alsec 2000 Porta 69
ALU-K Alublindo / N 45 Porta / N 53 Porta / N 55 TT Porta
N 62 TT Porta
ALU-MEC Synthesis 57 Porta / Synthesis 60TT Porta
BODEGA Extrablind 70
DOMAL Domal Break 52 Porta / Domal Break 70 Porta
Security Porta / Shops Porta / Stopper PG Porta
ESA Blindal 60 Porta 1 Anta / 60 Porta 2 Ante
Blindal 70 Porta 1 Anta / 70 Porta 2 Ante
FRESIA Global 48 Porta
INDINVEST Alpha 445 Porta 2 Ante
METRA NC 45 International Porta
NC 45 Superthermic Porta
NC 55 International Porta
NC 68 Superthermic Porta / Nuovo NC 50 Porta
Superblindo

RIGHT-HAND adjustable **DIN LEFT** — **033162** — 1 — 10 — 10

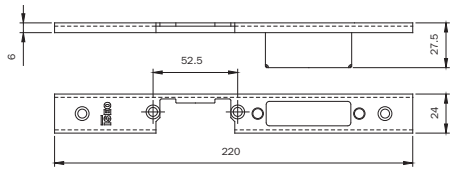

NEW TEC New Tec 50 Porta Complanare
OCMA SV 47 Porta 1 Anta
SV 62 Porta 1 Anta
SV 62 TT Porta 1 Anta
PASSERINI Ekip Blindo
Ekip Maastricht 53 Porta 1 Anta
Ekip Maastricht 53 Porta 2 Ante
Ekip Maastricht TH 60/68 Porta 1 Anta
Ekip Maastricht TH 60/68 Porta 2 Ante
Ekip Thermo 53 Porta
PROFILATI PE " Eku 53" Porta
PE "Eku 64 TT " Porta
PE "Eku 72 Tt " Porta
Sistema 1 PE 40 Complanare /Esterno 2 Ante
Sistema 1 PE 40 Sormonto 2 Ante
SCHÜCO Royal 78 ST Blindato
Royal S 50 N
Royal S 55 TT
Royal S 65 TT
WICONA L60-A / L70-A

LEFT-HAND adjustable **DIN RIGHT** — **033163** — 1 — 10 — 10

Code | Single package | Multiple package | Min. ord.

Multiblindo classic

Full-size scale

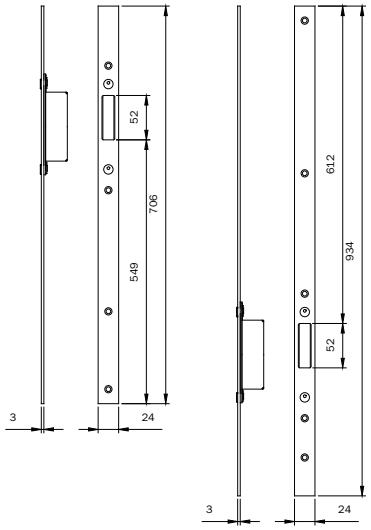

ALL.CO All.Co 5 Porta / All.Co 5 TT Porta
Export 50/50 TT Porta / Sicurblin 65
ALU-K Alublindo / N 45 Porta / N 53 Porta / N 55 TT Porta
N 62 TT Porta
ALU-MEC Synthesis 57 Porta / Synthesis 60TT Porta
DOMAL Stopper PG Porta
ESA Blindal 60 Porta 1 Anta / 60 Porta 2 Ante
INDINVEST Alpha 445 Porta 2 Ante
METRA NC 45 International Porta
NC 45 Superthermic Porta / NC 55 International Porta
NC 68 Superthermic Porta / Nuovo NC 50 Porta
Superblindo
PASSERINI Ekip Blindo
SCHÜCO Royal 78 ST Blindato
Royal S 50 N
Royal S 55 TT
Royal S 65 TT

Pair of **ADJUSTABLE** closed striking plates for top/bottom **DEADBOLT DEVIATORS** MULTIBLINDO. Material: stainless steel. Flat front plate **1860x24x3**.
Can be used with central striking plates 033160-033161 — **033164** — 1 — 10 — 10

Full-size scale

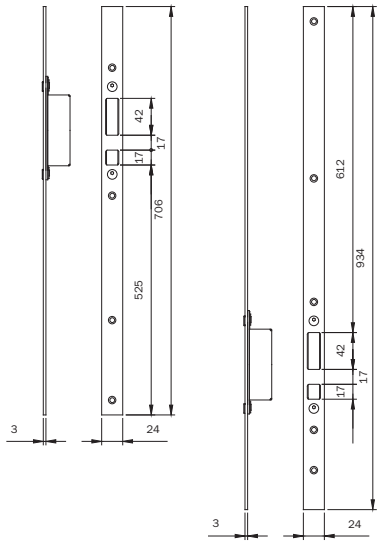

ALL.CO All.Co 5 Porta / All.Co 5 TT Porta
Export 50/50 TT Porta / Sicurblin 65
ALU-K Alublindo / N 45 Porta / N 53 Porta / N 55 TT Porta
N 62 TT Porta
ALU-MEC Synthesis 57 Porta / Synthesis 60TT Porta
DOMAL Stopper PG Porta
ESA Blindal 60 Porta 1 Anta / 60 Porta 2 Ante
INDINVEST Alpha 445 Porta 2 Ante
METRA NC 45 International Porta
NC 45 Superthermic Porta / NC 55 International Porta
NC 68 Superthermic Porta / Nuovo NC 50 Porta
Superblindo
PASSERINI Ekip Blindo
SCHÜCO Royal 78 ST Blindato
Royal S 50 N
Royal S 55 TT
Royal S 65 TT

Pair of **ADJUSTABLE** closed striking plates for top/bottom **HOOK DEVIATORS** MULTIBLINDO. Material: stainless steel. Flat front plate **1860x24x3.**
Can be used with central striking plates 033160-033161 — **033165** — 1 — 10 — 10

Code | Single package | Multiple package | Min. ord.

Multiblindo classic

Full-size scale

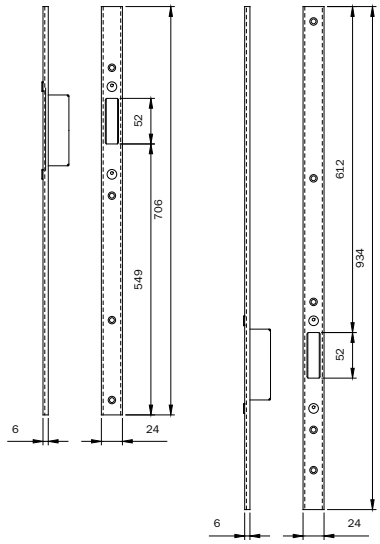

Pair of **ADJUSTABLE** closed striking plates for top/bottom **DEADBOLT DEVIATORS** MULTIBLINDO.
Material: stainless steel. U-front plate **1860x24x6**.
Can be used with central striking plates 033162-033163

ALCAN Abithal Keeper Porta 53-60 / 61-68
Abithal Porta / Winner Porta
ALCOA FB 12 Blindato Porta
Plana 1 Anta / Plana 2 Ante
ALL.CO All.Co 5 Porta / All.Co 5 TT Porta
Export 50/50 TT Porta / Sicurblin 65
ALNOR Montreal Porta
ALUSUISSE Alsec 2000 Porta 59 / Alsec 2000 Porta 69
ALU-K Alublindo / N 45 Porta / N 53 Porta / N 55 TT Porta
N 62 TT Porta
ALU-MEC Synthesis 57 Porta / Synthesis 60TT Porta
BODEGA Extrablind 70
DOMAL Domal Break 52 Porta / Domal Break 70 Porta
Security Porta / Shops Porta / Stopper PG Porta
ESA Blindal 60 Porta 1 Anta / 60 Porta 2 Ante
Blindal 70 Porta 1 Anta / 70 Porta 2 Ante
FRESIA Global 48 Porta
INDINVEST Alpha 445 Porta 2 Ante
METRA NC 45 International Porta
NC 45 Superthermic Porta / NC 55 International Porta
NC 68 Superthermic Porta / Nuovo NC 50 Porta
Superblindo
NEW TEC New Tec 50 Porta Complanare
OCMA SV 47 Porta 1 Anta
SV 62 Porta 1 Anta
SV 62 TT Porta 1 Anta
PASSERINI Ekip Blindo
Ekip Maastricht 53 Porta 1 Anta
Ekip Maastricht 53 Porta 2 Ante
Ekip Maastricht TH 60/68 Porta 1 Anta
Ekip Maastricht TH 60/68 Porta 2 Ante
Ekip Thermo 53 Porta
PROFILATI PE " Eku 53" Porta
PE "Eku 64 TT " Porta
PE "Eku 72 Tt " Porta
Sistema 1 PE 40 Complanare /Extérieur 2 Ante
Sistema 1 PE 40 Sormonto 2 Ante
SCHÜCO Royal 78 ST Blindato
Royal S 50 N
Royal S 55 TT
Royal S 65 TT
WICONA L60-A / L70-A

033166 | 1 | 10 | 10

Full-size scale

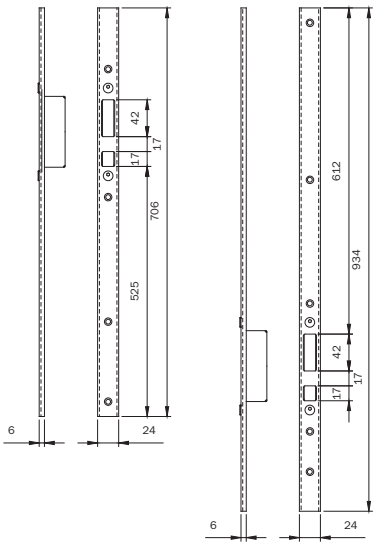

Pair of **ADJUSTABLE** closed striking plates for top/bottom **HOOK DEVIATORS** MULTIBLINDO.
Material: stainless steel.
U-front plate **1860x24x6**.
Can be used with central striking plates 033162-033163

ALCAN Abithal Keeper Porta 53-60 / 61-68
Abithal Porta / Winner Porta
ALCOA FB 12 Blindato Porta
Plana 1 Anta / Plana 2 Ante
ALL.CO All.Co 5 Porta / All.Co 5 TT Porta
Export 50/50 TT Porta / Sicurblin 65
ALNOR Montreal Porta
ALUSUISSE Alsec 2000 Porta 59 / Alsec 2000 Porta 69
ALU-K Alublindo / N 45 Porta / N 53 Porta / N 55 TT Porta
N 62 TT Porta
ALU-MEC Synthesis 57 Porta / Synthesis 60TT Porta
BODEGA Extrablind 70
DOMAL Domal Break 52 Porta / Domal Break 70 Porta
Security Porta / Shops Porta / Stopper PG Porta
ESA Blindal 60 Porta 1 Anta / 60 Porta 2 Ante
Blindal 70 Porta 1 Anta / 70 Porta 2 Ante
FRESIA Global 48 Porta
INDINVEST Alpha 445 Porta 2 Ante
METRA NC 45 International Porta
NC 45 Superthermic Porta / NC 55 International Porta
NC 68 Superthermic Porta / Nuovo NC 50 Porta
Superblindo
NEW TEC New Tec 50 Porta Complanare
OCMA SV 47 Porta 1 Anta
SV 62 Porta 1 Anta
SV 62 TT Porta 1 Anta
PASSERINI Ekip Blindo
Ekip Maastricht 53 Porta 1 Anta
Ekip Maastricht 53 Porta 2 Ante
Ekip Maastricht TH 60/68 Porta 1 Anta
Ekip Maastricht TH 60/68 Porta 2 Ante
Ekip Thermo 53 Porta
PROFILATI PE " Eku 53" Porta
PE "Eku 64 TT " Porta
PE "Eku 72 Tt " Porta
Sistema 1 PE 40 Complanare /Extérieur 2 Ante
Sistema 1 PE 40 Sormonto 2 Ante
SCHÜCO Royal 78 ST Blindato
Royal S 50 N
Royal S 55 TT
Royal S 65 TT
WICONA L60-A / L70-A

033167 | 1 | 10 | 10

Code | Min. ord. Single package | Min. ord. Multiple package | Min. ord.

Multiblindo classic

Full-size scale

ADJUSTABLE closed striking plate for MULTIBLINDO. Material: stainless steel. Flat front plate **180x24x3**. Can be used with central striking plates 033160-033161

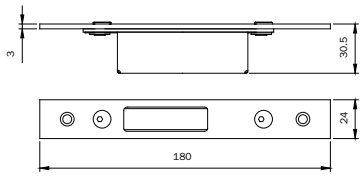

ALL.CO All.Co 5 Porta / All.Co 5 TT Porta
Export 50/50 TT Porta / Sicurblin 65
ALU-K Alublindo / N 45 Porta / N 53 Porta / N 55 TT Porta
N 62 TT Porta
ALU-MEC Synthesis 57 Porta / Synthesis 60TT Porta
DOMAL Stopper PG Porta
ESA Blindal 60 Porta 1 Anta / 60 Porta 2 Ante
INDINVEST Alpha 445 Porta 2 Ante
METRA NC 45 International Porta
NC 45 Superthermic Porta / NC 55 International Porta
NC 68 Superthermic Porta / Nuovo NC 50 Porta
Superblindo
PASSERINI Ekip Blindo
SCHÜCO Royal 78 ST Blindato
Royal S 50 N
Royal S 55 TT
Royal S 65 TT

DEADBOLT DEVIATORS — **033168** — 1 — 10 — 10

Full-size scale

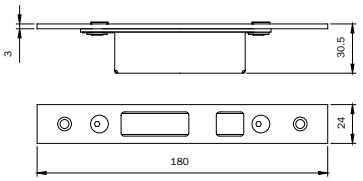

HOOK DEVIATORS — **033169** — 1 — 10 — 10

Full-size scale

ADJUSTABLE closed striking plate for MULTIBLINDO. In INOX U-front plate **180x24x6**. Can be used with striking plates 033162-033163.

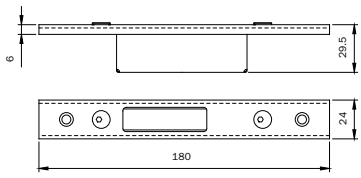

ALCAN Abithal Keeper Porta 53-60 / 61-68
Abithal Porta / Winner Porta
ALCOA FB 12 Blindato Porta
Plana 1 Anta / Plana 2 Ante
ALL.CO All.Co 5 Porta / All.Co 5 TT Porta
Export 50/50 TT Porta / Sicurblin 65
ALNOR Montreal Porta
ALUSUISSE Alsec 2000 Porta 59 / Alsec 2000 Porta 69
ALU-K Alublindo / N 45 Porta / N 53 Porta / N 55 TT Porta
N 62 TT Porta
ALU-MEC Synthesis 57 Porta / Synthesis 60TT Porta
BODEGA Extrablind 70
DOMAL Domal Break 52 Porta / Domal Break 70 Porta
Security Porta / Shops Porta / Stopper PG Porta
ESA Blindal 60 Porta 1 Anta / 60 Porta 2 Ante
Blindal 70 Porta 1 Anta / 70 Porta 2 Ante
FRESIA Global 48 Porta
INDINVEST Alpha 445 Porta 2 Ante
METRA NC 45 International Porta
NC 45 Superthermic Porta / NC 55 International Porta
NC 68 Superthermic Porta / Nuovo NC 50 Porta
Superblindo
NEW TEC New Tec 50 Porta Complanare
OCMA SV 47 Porta 1 Anta
SV 62 Porta 1 Anta
SV 62 TT Porta 1 Anta
PASSERINI Ekip Blindo
Ekip Maastricht 53 Porta 1 Anta
Ekip Maastricht 53 Porta 2 Ante
Ekip Maastricht TH 60/68 Porta 1 Anta
Ekip Maastricht TH 60/68 Porta 2 Ante
Ekip Thermo 53 Porta
PROFILATI PE " Eku 53" Porta
PE "Eku 64 TT " Porta
PE "Eku 72 Tt " Porta
Sistema 1 PE 40 Complanare /Esterno 2 Ante
Sistema 1 PE 40 Sormonto 2 Ante
SCHÜCO Royal 78 ST Blindato
Royal S 50 N
Royal S 55 TT
Royal S 65 TT
WICONA L60-A / L70-A

DEADBOLT DEVIATORS — **033170** — 1 — 10 — 10

Full-size scale

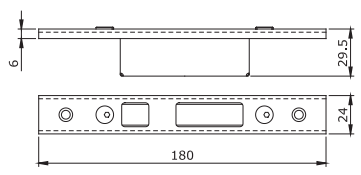

HOOK DEVIATORS — **033171** — 1 — 10 — 10

Multiblindo classic

Full-size scale

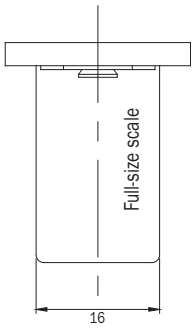

Closed striking plate for **CENTRAL LOCK** MULTIBLINDO. Material: stainless steel.
Flat front plate **220x22x3**.
Can be used with mechanical striker 040890 or electric striker 040900-040910.

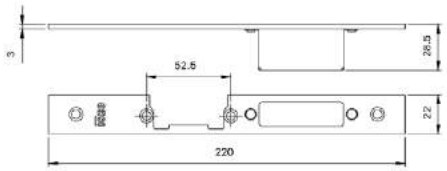

RIGHT- HAND adjustable **DIN LEFT**

ALCAN: Abithal Cristal / Abithal Keeper porta C.E. / Winner finestra
ALCOA: FB 12 GA / Europa GA / FB 12 TT / R 35 RÉVERSIBLE R 35 sormonto
ALL.CO: All.Co 5 complanare / Export 40 finestra Export 45 TT finestra / Export 50 finestra / Export 50 TT finestra Final 40 finestra / Ites P4 complanare / Sicurblin C.E.
ALNOR: Blindo Block / Montreal G.A.
ALU-K: N53 complanare / N 55 TT complanare
ALU-MEC: Synthesis 45 finestra / Synthesis 57 finestra Synthesis 60 TT finestra
ALUSUISSE: Alsec 2000 finestra 59 / Alsec 2000 finestra 69
BODEGA: BGA 50 / New BT 60
DOMAL: Domal Break 52 finestra / Domal Break 70 finestra Domal Stopper PG finestra
EQUIPE: Sistema 8000 G.A. finestra 1 anta Sistema 8000 G.A. finestra 2 ante / Sistema 8000 TT finestra 1 anta Sistema 8000 TT finestra 2 ante
ESA: Giuntall complanare / Giuntall porta / Isola porta
ESEDRA: GA 53 porta / TT 63 porta / TT 75 porta
INDINVEST: Alpha 255 complanare Alpha 370 TT complanare Alpha 445 finestra / Alpha 445 porta 1 anta Alpha 658 TT complanare / Alpha Blitz 2000 Alpha Globo 45 / Alpha Globo 55 / Gold 400 complanare Gold 400 sormonto / Gold 500 complanare / Gold 500 sormonto / Gold 600 complanare / Gold 600 sormonto
METRA: NC 45 International finestra / NC 45 Superthermic finestra NC 55 International finestra / NC 68 Superthermic finestra Nuovo NC 40 complanare / Nuovo NC 40 sormonto 2 ante Nuovo NC 50 complanare
MORELLI: MA 8300
OCMA: FC 47 finestra / FC 55 finestra / FC 60 TT finestra
PASSERINI: Ekip 40 complanare 2 ante Ekip 40 evoluzione 2 ante Ekip 40 sormonto 2 ante / Ekip 50 complanare 2 ante Ekip 50 sormonto 2 ante / Ekip Maastricht 53 finestra Ekip Maastricht TH 60 finestra / Ekip Maastricht TH 68 finestra Ekip Thermo 53 finestra 2 ante
PROFILATI: PE Eku 53 finestra" / PE Eku 64 TT" finestra" PE Eku 72 TT" finestra" / Sistema 1 PE 50 comp. est. 2 ante Sistema 1 PE 50 sormonto 2 ante

Code	Single package	Multiple package	Min. ord.
033173	1	10	10

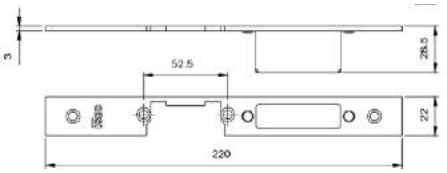

LEFT- HAND adjustable **DIN RIGHT**

Code	Single package	Multiple package	Min. ord.
033174	1	10	10

Full-size scale

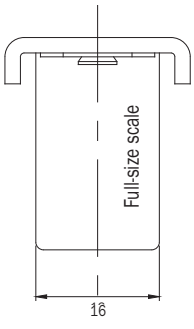

Closed striking plate for **CENTRAL LOCK** MULTIBLINDO. Material: **ALUMINIUM**.
U-front plate **220x22x7**. Can be used with mechanical striker 040890 or electric striker 040900-040910.

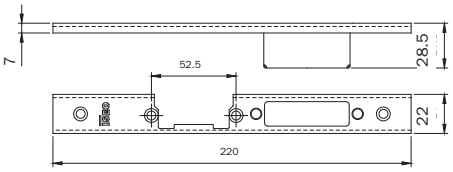

RIGHT- HAND adjustable **DIN LEFT**

ALCAN : Abithal Keeper porta 53-60 / 61-68 Abithal porta / Winner orta
ALCOA : FB 12 Blindato porta Plana 1 anta / Plana 2 ante
ALL.CO : All.co 5 porta / All.co 5 TT porta Export 50/50 TT porta / Sicurblin 65
ALNOR : Montreal porta
ALUSUISSE : Alsec 2000 porta 59 / Alsec 2000 porta 69
ALU-K : Alublindo / N 45 porta / N 53 porta / N 55 TT porta N 62 TT porta
ALU-MEC : Synthesis 57 porta / Synthesis 60TT porta
BODEGA : Extrablind 70
DOMAL : Domal Break 52 porta / Domal Break 70 porta Security porta / Shops porta / Stopper PG porta
ESA : Blindal 60 porta 1 anta / 60 porta 2 ante Blindal 70 porta 1 anta / 70 porta 2 ante
FRESIA : Global 48 porta
INDINVEST : Alpha 445 porta 2 ante
METRA : NC 45 International porta NC 45 Superthermic porta NC 55 International porta NC 68 Superthermic porta / Nuovo NC 50 porta Superblindo
NEW TEC : New Tec 50 porta complanare
OCMA : SV 47 porta 1 anta / SV 47 porta 2 ante SV 62 porta 1 anta / SV 62 porta 2 ante SV 62 TT porta 1 anta / SV 62 TT porta 2 ante
PASSERINI : Ekip Blindo Ekip Maastricht 53 porta 1 anta Ekip Maastricht 53 porta 2 ante Ekip Maastricht TH 60/68 porta 1 anta Ekip Maastricht TH 60/68 porta 2 ante Ekip Thermo 53 porta
PROFILATI : PE " Eku 53" porta PE "Eku 64 TT " porta PE "Eku 72 TT " porta Sistema 1 PE 40 complanare /esterno 2 ante Sistema 1 PE 40 sormonto 2 ante
SCHÜCO : Royal 78 ST blindato Royal S 50 N Royal S 55 TT Royal S 65 TT
WICONA : L60-A / L70-A

Code	Single package	Multiple package	Min. ord.
033175	1	1	10

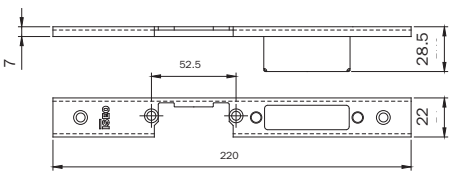

LEFT- HAND adjustable **DIN RIGHT**

Code	Single package	Multiple package	Min. ord.
033176	1	1	10

Code | Single package | Multiple package | Min. ord.

Multiblindo classic

Full-size scale



ALCAN: Abithal Cristal / Abithal Keeper porta C.E. / Winner finestra
ALCOA: FB 12 GA / Europa GA / FB 12 TT / R 35 RÉVERSIBLE
R 35 sormonto
ALL.CO: All.Co 5 complanare / Export 40 finestra
Export 45 TT finestra / Export 50 finestra / Export 50 TT finestra
Final 40 finestra / Ites P4 complanare / Sicurblin C.E.
ALNOR: Blindo Block / Montreal G.A.
ALU-K: N53 complanare / N 55 TT complanare
ALU-MEC: Synthesis 45 finestra / Synthesis 57 finestra
Synthesis 60 TT finestra
ALUSUISSE: Alsec 2000 finestra 59 / Alsec 2000 finestra 69
BODEGA: BGA 50 / New BT 60
DOMAL: Domal Break 52 finestra / Domal Break 70 finestra
Domal Stopper PG finestra
EQUIPE: Sistema 8000 G.A. finestra 1 anta
Sistema 8000 G.A. finestra 2 ante / Sistema 8000 TT finestra 1 anta
Sistema 8000 TT finestra 2 ante
ESA: Giuntall complanare / Giuntall porta / Isola porta
ESEDRA: GA 53 porta / TT 63 porta / TT 75 porta
INDINVEST: Alpha 255 complanare
Alpha 370 TT complanare
Alpha 445 finestra / Alpha 445 porta 1 anta
Alpha 658 TT complanare / Alpha Blitz 2000 / Alpha Globo 45
Alpha Globo 55 / Gold 400 complanare / Gold 400 sormonto
Gold 500 complanare / Gold 500 sormonto / Gold 600 complanare Gold
600 sormonto
METRA: NC 45 International finestra / NC 45 Superthermic finestra
NC 55 International finestra / NC 68 Superthermic finestra
Nuovo NC 40 complanare / Nuovo NC 40 sormonto 2 ante
Nuovo NC 50 complanare
MORELLI: MA 8300
OCMA: FC 47 finestra / FC 55 finestra / FC 60 TT finestra
PASSERINI: Ekip 40 complanare 2 ante / Ekip 40 evoluzione 2 ante
Ekip 40 sormonto 2 ante / Ekip 50 complanare 2 ante
Ekip 50 sormonto 2 ante / Ekip Maastricht 53 finestra
Ekip Maastricht TH 60 finestra / Ekip Maastricht TH 68 finestra
Ekip Thermo 53 finestra 2 ante
PROFILATI: "PE Eku 53 finestra" / "PE Eku 64 TT finestra"
"PE Eku 72 TT finestra"/ Sistema 1 PE 50 comp./est. 2 ante
Sistema 1 PE 50 sormonto 2 ante

Pair of **ADJUSTABLE** closed striking plates for top/bottom
HOOK DEVIATORS MULTIBLINDO.
Material: stainless steel. Flat front plate **1860x22x3.**
Can be used with central striking plates 033173-033174 — **033178** | 1 | 10 | 10

Multiblindo classic

Code | Single package | Multiple package | Min. ord.

Full-size scale

ADJUSTABLE closed striking plate MULTIBLINDO. Material: stainless steel. Flat front plate **180x22x3**. Can be used with central striking plates 033173-033174

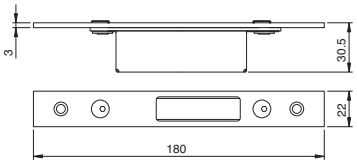

DEADBOLT DEVIATORS — **033181** — 1 — 10 — 10

ALCAN : Abithal Cristal / Abithal Keeper porta C.E. / Winner finestra
ALCOA : FB 12 GA / Europa GA / FB 12 TT / R 35 reversibile
R 35 sormonto
ALL.CO : All.Co 5 complanare / Export 40 finestra
Export 45 TT finestra / Export 50 finestra / Export 50 TT finestra
Final 40 finestra / Ites P4 complanare / Sicurblin C.E.
ALNOR : Blindo Block / Montreal G.A.
ALU-K : N53 complanare / N 55 TT complanare
ALU-MEC : Synthesis 45 finestra / Synthesis 57 finestra
Synthesis 60 TT finestra
ALUSUISSE : Alsec 2000 finestra 59 / Alsec 2000 finestra 69
BODEGA : BGA 50 / New BT 60
DOMAL : Domal Break 52 finestra / Domal Break 70 finestra
Domal Stopper PG finestra
EQUIPE : Sistema 8000 G.A. finestra 1 anta
Sistema 8000 G.A. finestra 2 ante / Sistema 8000 TT finestra
1 anta
Sistema 8000 TT finestra 2 ante
ESA : Giuntall complanare / Giuntall porta / Isola porta
ESEDRA : GA 53 porta / TT 63 porta / TT 75 porta
INDINVEST : Alpha 255 complanare
Alpha 370 TT complanare
Alpha 445 finestra / Alpha 445 porta 1 anta
Alpha 658 TT complanare / Alpha Blitz 2000 / Alpha Globo 45
Alpha Globo 55 / Gold 400 complanare / Gold 400 sormonto
Gold 500 complanare / Gold 500 sormonto / Gold 600 complanare
Gold 600 sormonto
METRA : NC 45 International finestra / NC 45 Superthermic finestra
NC 55 International finestra / NC 68 Superthermic finestra
Nuovo NC 40 complanare / Nuovo NC 40 sormonto 2 ante
Nuovo NC 50 complanare
MORELLI : MA 8300
OCMA : FC 47 finestra / FC 55 finestra / FC 60 TT finestra
PASSERINI : Ekip 40 complanare 2 ante / Ekip 40 evoluzione
2 ante
Ekip 40 sormonto 2 ante / Ekip 50 complanare 2 ante
Ekip 50 sormonto 2 ante / Ekip Maastricht 53 finestra
Ekip Maastricht TH 60 finestra / Ekip Maastricht TH 68 finestra
Ekip Thermo 53 finestra 2 ante
PROFILATI : "PE Eku 53 finestra" / "PE Eku 64 TT finestra"
"PE Eku 72 TT finestra" / Sistema 1 PE 50 comp./est. 2 ante
Sistema 1 PE 50 sormonto 2 ante

Full-size scale

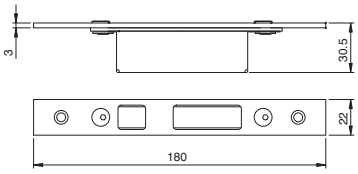

HOOK DEVIATORS — **033182** — 1 — 10 — 10

Full-size scale

ADJUSTABLE closed striking plates for top/bottom MULTIBLINDO. Material: aluminium. U-front plate **180x22x7**. Can be used with central striking plates 033175-033176.

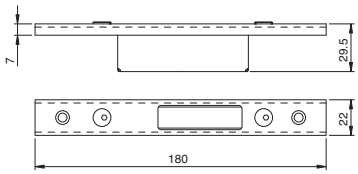

DEADBOLT DEVIATORS — **033183** — 1 — 10 — 10

ALCAN : Abithal Keeper porta 53-60 / 61-68
Abithal porta / Winner orta
ALCOA : FB 12 Blindato porta
Piana 1 anta / Piana 2 ante
ALL.CO : All.co 5 porta / All.co 5 TT porta
Export 50/50 TT porta / Sicurblin 65
ALNOR : Montreal porta
ALUSUISSE : Alsec 2000 porta 59 / Alsec 2000 porta 69
ALU-K : Alublindo / N 45 porta / N 53 porta / N 55 TT porta
N 62 TT porta
ALU-MEC : Synthesis 57 porta / Synthesis 60TT porta
BODEGA : Extrablind 70
DOMAL : Domal Break 52 porta / Domal Break 70 porta
Security porta / Shops porta / Stopper PG porta
ESA : Blindal 60 porta 1 anta / 60 porta 2 ante
Blindal 70 porta 1 anta / 70 porta 2 ante
FRESIA : Global 48 porta
INDINVEST : Alpha 445 porta 2 ante
METRA : NC 45 International porta
NC 45 Superthermic porta / NC 55 International porta
NC 68 Superthermic porta / Nuovo NC 50 porta
Superblindo
NEW TEC : New Tec 50 porta complanare
OCMA : SV 47 porta 1 anta / SV 47 porta 2 ante
SV 62 porta 1 anta / SV 62 porta 2 ante
SV 62 TT porta 1 anta / SV 62 TT porta 2 ante
PASSERINI : Ekip Blindo
Ekip Maastricht 53 porta 1 anta
Ekip Maastricht 53 porta 2 ante
Ekip Maastricht TH 60/68 porta 1 anta
Ekip Maastricht TH 60/68 porta 2 ante
Ekip Thermo 53 porta
PROFILATI : PE " Eku 53" porta
PE "Eku 64 TT " porta
PE "Eku 72 TT " porta
Sistema 1 PE 40 complanare /esterno 2 ante
Sistema 1 PE 40 sormonto 2 ante
SCHÜCO : Royal 78 ST blindato
Royal S 50 N
Royal S 55 TT
Royal S 65 TT
WICONA : L60-A / L70-A

Full-size scale

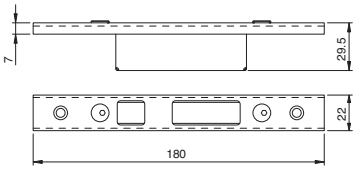

HOOK DEVIATORS — **033184** — 1 — 10 — 10

Multiblindo classic

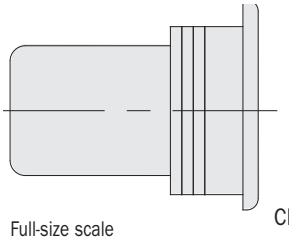

Full-size scale

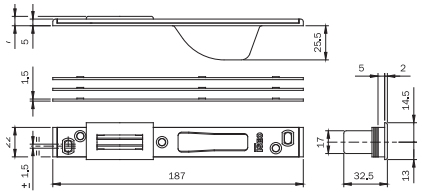

Closed striking plate for **CENTRAL LOCK** MULTIBLINDO. Material: stainless steel. Flat front plate **187x22x5**. With latchbolt guide and nylon roller. Spacers.
For series: 7951* - 7955* - 7971* - 7991* - 7911*.

ALCAN abithal Keeper Porta 53-60 / Abithal Keeper Porta 61-68 Abithal Porta / Winner Porta
ALCO afb 12 Blindato / Formula F40 Porta / Formula F40 Tt Porta Formula F50 Porta / Formula F50 Tt Porta /Formula F60 Tt Porta Plana 1 Anta / Plana 2 Ante
ALL.CO all.Co 5 Porta / All.Co 5 Tt Porta / Export 50 Porta Export 50 Tt Porta / Sicurblin 65
ALNOR montreal Porta / Alu-kalublindo / N 45 Porta / N 53 Porta N 55 Tt Porta / N 62 Tt Porta
ALU-MEC synthesis 57 Porta / Synthesis 60 Tt Porta
ALUSUISSE alsec 2000 Porta 59 / Alsec 2000 Porta 69
BODEGA extrablind 70
DOMAL domal Break 52 Porta / Domal Break 70 Porta Domal Security Porta / Domal Shops Porta Domal Stopper Pg Porta
ESA Blindal 60 Porta 1 Anta / Blindal 60 Porta 2 Ante Blindal 70 Porta 1 Anta / Blindal 70 Porta 2 Ante
FRESIA Global 48 Porta
INDINVEST Alpha 445 Porta 2 Ante
METRA Nc 45 International Porta / Nc 45 Superthermic Porta Nc 55 International Porta / Nc 68 Superthermic Porta Nuovo Nc 50 Porta / Superblindo
NEW TEC new Tec 50 Porta Complanare New Tec 52 Tt Porta Complanare New Tec 68 Tt Porta Complanare
OCMA fc 60 Tt Porta / Sv 47 Porta 1 Anta Sv 47 Porta 2 Ante Sv 62 Porta 1 Anta / Sv 62 Porta 2 Ante Sv 62 Tt Porta 1 Anta / Sv 62 Tt Porta 2 Ante
PASSERINIekip Blindo / Ekip Maastricht 53 Porta 1 Anta Ekip Maastricht 53 Porta 2 Ante / Ekip Maastricht Th 60 Porta 1 Anta Ekip Maastricht Th 60 Porta 2 Ante Ekip Maastricht Th 68 Porta 1 Anta Ekip Maastricht Th 68 Porta 2 Ante / Ekip Thermo 53 Porta
PROFILATI "Pe Eku 53 Porta" / "Pe Eku 64 Tt Porta" "Pe Eku 72 Tt Porta" / Sistema 1 Pe 40 Comp./Est. 2 Ante Sistema 1 Pe 40 Sormonto 2 Ante
SCHÜCO royal 78 St Blindato / Royal S 50 N Royal S 55 Tt / Royal S 65 Tt
WICONA I60-A / L70-A

Code	Single package	Multiple package	Min. ord.
038079	10	-	10

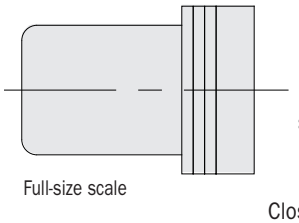

Full-size scale

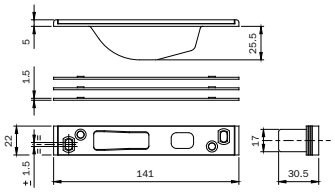

Closed striking plate for **HOOK DEVIATORS** MULTIBLINDO. Material: stainless steel. Flat front plate **141x22x5**. Spacers.
For series: 7955* - 7991*.

Code	Single package	Multiple package	Min. ord.
038083	10	-	10

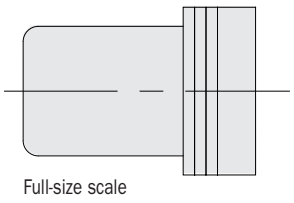

Full-size scale

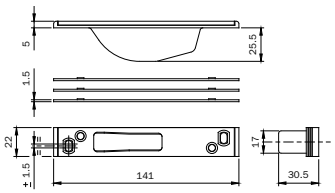

Closed striking plate for **DEADBOLT DEVIATORS** MULTIBLINDO. Material: stainless steel. Flat front plate **141x22x5**. Spacers. For series: 7951* - 7991*.

Code	Single package	Multiple package	Min. ord.
038084	10	-	10

Multiblindo classic

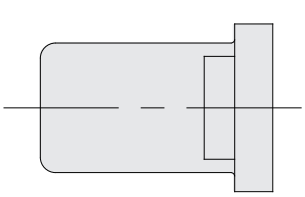

Full-size scale

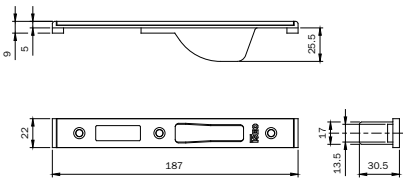

Closed striking plate for **CENTRAL LOCK**
MULTIBLINDO. Material: stainless steel.
Flat front plate **187x22x9**.
With latchbolt guide and nylon roller. Spacers.
For series: 7951* - 7955* - 7971* - 7991* - 7911*.

ALCAN abithal Cristal / Abithal Keeper Porta C.E. / Winner Finestra
ALCOA fb 12 Ga / Europa Ga / Fb 12 T.T. R 35 Reversibile / R 35 Sormonto
ALL.CO All.Co 5 Complanare / Export 40 Finestra Export 45 Tt Finestra / Export 50 Finestra Export 50 Tt Finestra / Final 40 Finestra / Ites P4 Complanare Sicurblin C.E.
ALNOR blindo Block / Montreal G.A.
ALU-K n 53 Complanare / N 55 Tt Complanare
ALU-MEC synthesis 45 Finestra / Synthesis 57 Finestra Synthesis 60 Tt Finestra
ALUSUISSE alsec 2000 Finestra 59 / Alsec 2000 Finestra 69
BODEGA bga 50 / New Bt 60
DOMAL Domal Break 52 Finestra / Domal Break 70 Finestra Domal Stopper Pg Finestra
EQUIPE sistema 8000 G.A. Finestra 1 Anta Sistema 8000 G.A. Finestra 2 Ante Sistema 8000 Tt Finestra 1 Anta Sistema 8000 Tt Finestra 2 Ante
ESA giuntall Complanare / Giuntall Porta / Isola Porta
ESEDRA ga 53 Porta / Tt 63 Porta / Tt 75 Porta
INDINVEST alpha 255 Complanare Alpha 370 Tt Complanare Alpha 445 Finestra / Alpha 445 Porta 1 Anta Alpha 658 Tt Complanare / Alpha Blitz 2000 / Alpha Globo 45 Alpha Globo 55 / Gold 400 Complanare / Gold 400 Sormonto Gold 500 Complanare / Gold 500 Sormonto Gold 600 Complanare Gold 600 Sormonto
METRA nc 45 International Finestra Nc 45 Superthermic Finestra / Nc 55 International Finestra Nc 68 Superthermic Finestra / Nuovo Nc 40 Complanare Nuovo Nc 40 Sormonto 2 Ante / Nuovo Nc 50 Complanare
MORELLI ma 8300
OCMA fc 47 Finestra / Fc 55 Finestra / Fc 60 Tt Finestra
PASSERINI ekip 40 Complanare 2 Ante Ekip 40 Evoluzione 2 Ante Ekip 40 Sormonto 2 Ante / Ekip 50 Complanare 2 Ante Ekip 50 Sormonto 2 Ante / Ekip Maastricht 53 Finestra Ekip Maastricht Th 60 Finestra Ekip Maastricht Th 68 Finestra Ekip Thermo 53 Finestra 2 Ante
PROFILATI "Pe Eku 53 Finestra" "Pe Eku 64 Tt Finestra" "Pe Eku 72 Tt Finestra" Sistema 1 Pe 50 Comp./Est. 2 Ante Sistema 1 Pe 50 Sormonto 2 Ante

Code	Multiple package	Min. ord.
038085	10	- 10

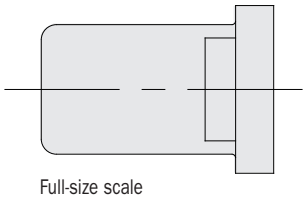

Full-size scale

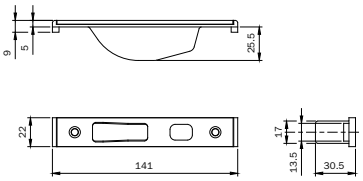

Closed striking plate for **HOOK DEVIATORS**
MULTIBLINDO. Material: stainless steel.
Flat front plate **141x22x9.** Spacers.
For series: 7955* - 7991*.

Code	Multiple package	Min. ord.
038086	10	- 10

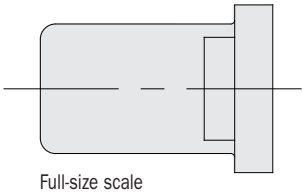

Full-size scale

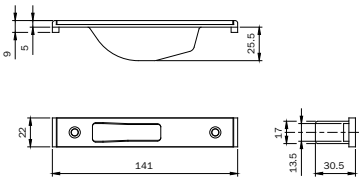

Closed striking plate for **DEADBOLT DEVIATORS**
MULTIBLINDO. Material: stainless steel.
Flat front plate **141x22x9.**
Spacers. For series: 7951* - 7991*.

Code	Multiple package	Min. ord.
038087	10	- 10

Multiblindo classic

	Code	Single package	Multiple package	Min. ord.

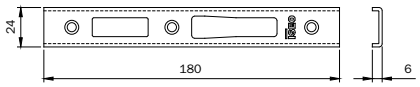

Full-size scale

Striking plate for **CENTRAL LOCK** MULTIBLINDO.
Material: stainless steel. U-front plate **180x24x6**.
For series: 7951* - 7955* - 7971* - 7991* - 7911*. **038088** 10 - 10

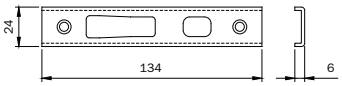

Full-size scale

Striking plate for **HOOK DEVIATORS** MULTIBLINDO.
Material: stainless steel. U-front plate **134x24x6**.
For series: 7955* - 7991*. **038089** 10 - 10

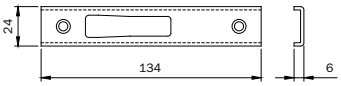

Full-size scale

Striking plate for **DEADBOLT DEVIATORS** MULTIBLINDO.
Material: stainless steel. U-front plate **134x24x6**.
For series: 7951* - 7991*. **038090** 10 - 10

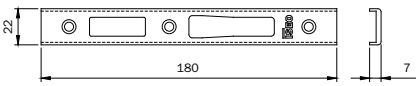

Full-size scale

Striking plate for **CENTRAL LOCK** MULTIBLINDO.
Material: black painted steel. U-front plate **180x22x7**.
For series: 7951* - 7955* - 7971* - 7991 - 7911*. **038091** 10 - 10

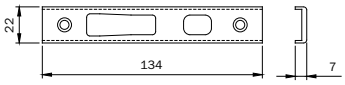

Full-size scale

Striking plate for **HOOK DEVIATORS** MULTIBLINDO.
Material: black painted steel. U-front plate **134x22x7**.
For series: 7955* - 7991*. **038092** 10 - 10

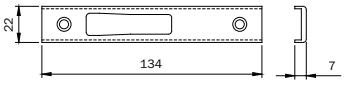

Full-size scale

Striking plate for **DEADBOLT DEVIATORS** MULTIBLINDO.
Material: black painted steel. U-front plate **134x22x7**.
For series: 7951* - 7991*. **038093** 10 - 10



Pair of NYLON front plate **SUPPORTS 22x8** for locks for metal frames with European profile cylinder and double-bit rail frames.
For series: 78* - 96* - 98*. **038019** 10 - 10

Multiblindo classic

	Code	Single package	Multiple package	Min. ord.
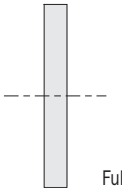 Full-size scale 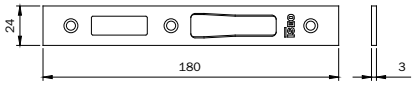 Striking plate for **CENTRAL LOCK** MULTIBLINDO. Material: stainless steel. Flat front plate **180x24x3**. For series: 7951* - 7955* - 7971* - 7991* - 7911*.	**038094**	10	-	10
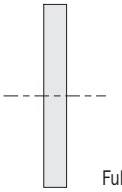 Full-size scale 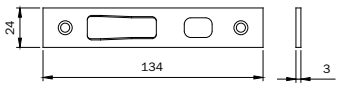 Striking plate for **HOOK DEVIATORS** MULTIBLINDO. Material: stainless steel**.** Flat front plate **134x24x3**. For series: 7955* - 7991*.	**038095**	10	-	10
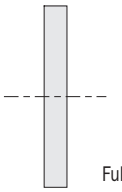 Full-size scale 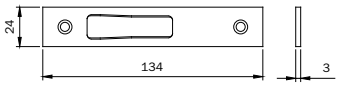 Striking plate for **DEADBOLT DEVIATORS** MULTIBLINDO. Material: stainless steel. Flat front plate **134x24x3**. For series: 7951* - 7991*.	**038096**	10	-	10
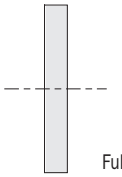 Full-size scale 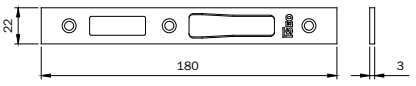 Striking plate for **CENTRAL LOCK** MULTIBLINDO. Material: stainless steel. Flat front plate **180x22x3**. For series: 7951* - 7955* - 7971* - 7991* - 7911*.	**038097**	10	-	10
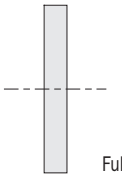 Full-size scale 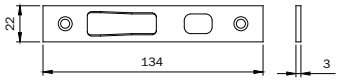 Striking plate for **HOOK DEVIATORS** MULTIBLINDO. Material: stainless steel**.** Flat front plate **134x22x3.** For series: 7955* - 7991*.	**038098**	10	-	10
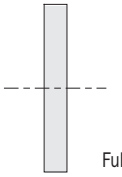 Full-size scale 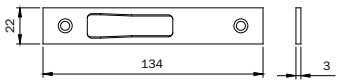 Striking plate for **DEADBOLT DEVIATORS** MULTIBLINDO. Material: stainless steel. Flat front plate **134x22x3**. For series: 7951* - 7991*.	**038099**	10	-	10
 ADJUSTABLE MECHANICAL STRIKER for use with central striking plate MULTIBLINDO series 033160-033161-033162-033163-033173-033174-033175-033176.	**040890**	1	10	10

SWISSDOOR
DØRTEKNIK FOR PROFESSIONELLE



Perforza

Lock with sliding deadbolt

Performa

PERFORMA by ISEO has been conceived and developed to meet the requirements of the European market by adopting two different centre distances: 85 and 92 mm. It can be operated by a European profile cylinder with straight or 45° projecting DIN cam. The top and bottom lock housings incorporate low friction chamfered sliding deadbolts providing a perfect alignement into the keeps. The unique locking action of these chamfered bolts when combined with the latest generation of profiles helps maintain weather seal compression for better thermal insulation and energy saving.


ICIM

Certificazione di Prodotto
Product Certification

ISEO SERRATURE S.p.A.

It has been designed and tested

according to the European standards EN 12209:05 and prEN 15685:09.
It resists lateral forcing with a thrust of over 1,000 kg and a front load of over 600 kg.
The corrosion resistance is more than 240 hours in a saline environment.
Endurance: tested to over 200,000 opening and closing cycles under a 120N load.

Example of certification: multipoint lock Performa models 723 – 72E

3	X	8	A	0	G	6	0	3



It's compatible

The lockcase has a width of 15 mm and, therefore, suits any type of applications for different frames materials.

It's sealed

The lockcase is closed on all sides: this stops profile machining chips from entering the mechanism. The lock is equipped with a wheel-cam stopping device in case the cylinder is not present into the housing of lock.



Easy locking

The gear box allows for a smoother and easier operation whilst turning the key during opening and closing.



It's solid

Version with hardened deadbolts available on demand, providing greater resistance against cutting and drilling.



It's well equipped

PERFORMA is well equipped with accessories to modify the lock: with a latch, a roller or a blanking cap for DEADBOLT only action.
Such a versatile lock makes for a streamlined stockholding.

Perforza Electric lock 85 mm centre distance



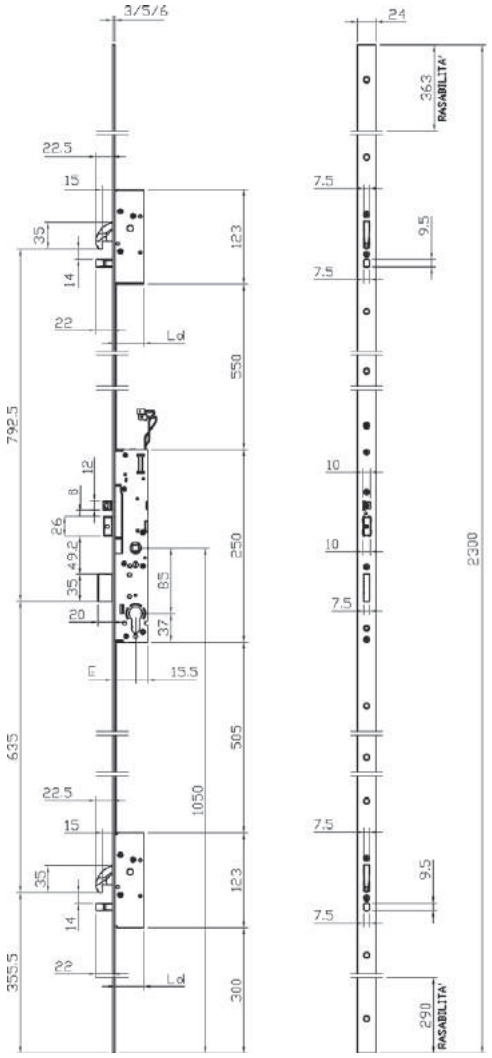

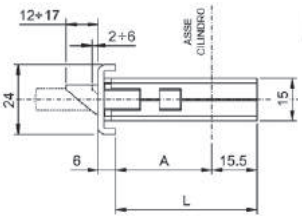

BACKSET	A	L	Ld
25	18	33.5	33.5
30	23	38.5	
35	28	43.5	
40	33	48.5	

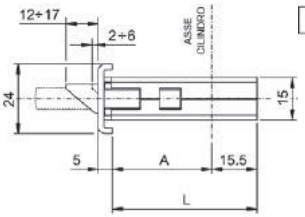

BACKSET	A	L	Ld
25	19	34.5	34.5
30	24	39.5	
35	29	44.5	
40	34	49.5	

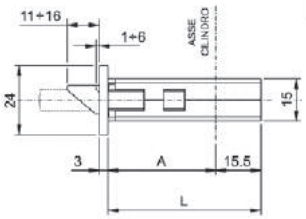

BACKSET	A	L	Ld
25	22	37.5	37.5
30	27	42.5	
35	32	47.5	
40	37	52.5	

Multipoint electric mortice lock for metal frames with 3 LATERAL LOCKINGS, **12Vac/dc**, 860mA, 10W.
ROTATING HOOK DEVIATORS AND SLIDING DEADBOLT LOCK.
Central lock, centre distance mm **85**, European profile cylinder.
Throw mm 20, **SEPARATE REVERSIBLE AND ADJUSTABLE LATCHBOLT** 5mm, mm 8 handle follower.
Closed case for lock and deviators. 2 nylon end blocks for U-version. Fixing screws. Instruction sheet.
The lock is equipped with a wheel-cam stopping device in case the cylinder
is not assembled into the housing of lock. **STAINLESS STEEL front**
HOLD-OPEN LEVER ON THE FRONT PLATE.

Accessories to be ordered separately:
Striking plates 038630/31/32/33/34

Perforga Electric lock 85 mm centre distance

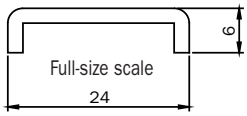

	Code	Single package	Multiple package	Min. ord.
U-front plate mm **2300x24x6** in stainless steel. 85 mm centre distance. Backset mm 25	**72G5512528**	1	-	1
U-front plate mm **2300x24x6** in stainless steel. 85 mm centre distance. Backset mm 30	**72G5513028**	1	-	1
U-front plate mm **2300x24x6** in stainless steel. 85 mm centre distance. Backset mm 35	**72G5513528**	1	-	1
U-front plate mm **2300x24x6** in stainless steel. 85 mm centre distance. Backset mm 40	**72G5514028**	1	-	1

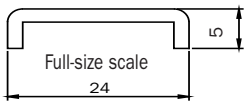

U-front plate mm **2300x24x5** in stainless steel. 85 mm centre distance. Backset mm 25	**72G5532528**	1	-	1
U-front plate mm **2300x24x5** in stainless steel. 85 mm centre distance. Backset mm 30	**72G5533028**	1	-	1
U-front plate mm **2300x24x5** in stainless steel. 85 mm centre distance. Backset mm 35	**72G5533528**	1	-	1
U-front plate mm **2300x24x5** in stainless steel. 85 mm centre distance. Backset mm 40	**72G5534028**	1	-	1

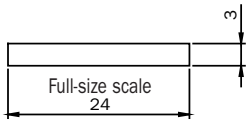

Flat front plate mm **2300x24x3** in stainless steel. 85 mm centre distance. Backset mm 25	**72G5012528**	1	-	1
Flat front plate mm **2300x24x3** in stainless steel. 85 mm centre distance. Backset mm 30	**72G5013028**	1	-	1
Flat front plate mm **2300x24x3** in stainless steel. 85 mm centre distance. Backset mm 35	**72G5013528**	1	-	1
Flat front plate mm **2300x24x3** in stainless steel. 85 mm centre distance. Backset mm 40	**72G5014028**	1	-	1

Perforza Electric lock 85 mm centre distance



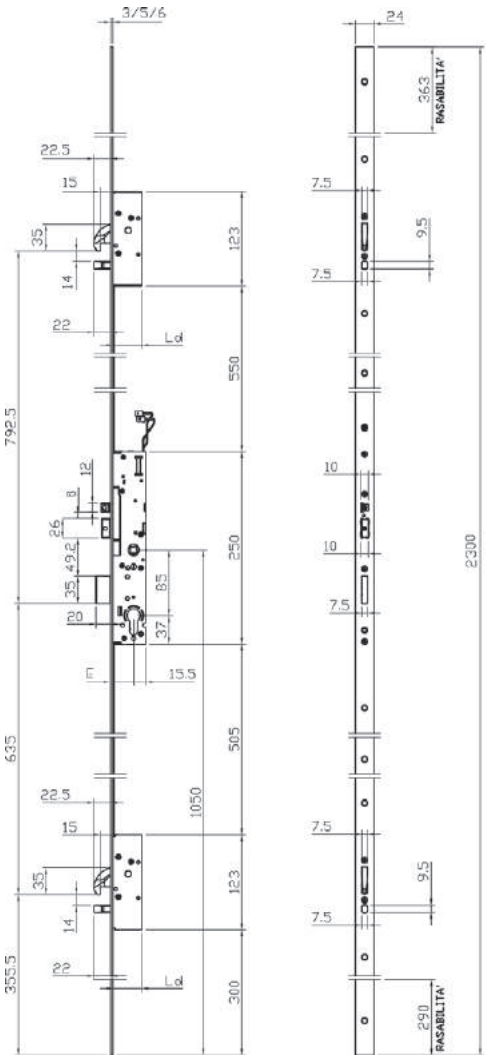

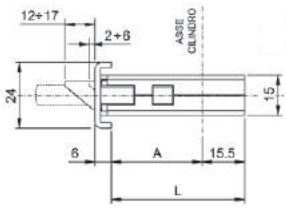

BACKSET	A	L	Ld
25	18	33.5	33.5
30	23	38.5	
35	28	43.5	
40	33	48.5	

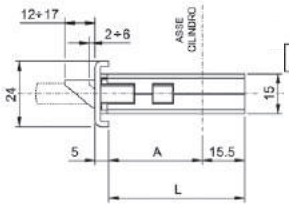

BACKSET	A	L	Ld
25	19	34.5	34.5
30	24	39.5	
35	29	44.5	
40	34	49.5	

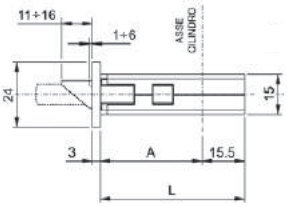

BACKSET	A	L	Ld
25	22	37.5	37.5
30	27	42.5	
35	32	47.5	
40	37	52.5	

Multipoint electric mortice lock for metal frames with 3 LATERAL LOCKINGS, **12Vac/dc**, 860mA, 10W.
ROTATING HOOK DEVIATORS AND SLIDING DEADBOLT LOCK.
Central lock, centre distance mm **85**, European profile cylinder.
Throw mm 20, **SEPARATE REVERSIBLE AND ADJUSTABLE LATCHBOLT** 5mm, mm 8 handle follower.
Closed case for lock and deviators. 2 nylon end blocks for U-version. Fixing screws. Instruction sheet.
The lock is equipped with a wheel-cam stopping device in case the cylinder
is not assembled into the housing of lock. **Black painted steel front plate**
HOLD-OPEN LEVER ON THE FRONT PLATE.

Accessories to be ordered separately:
Striking plates 038630/31/32/33/34

Perforga Electric lock 85 mm centre distance

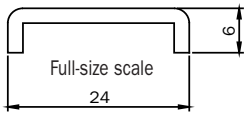

	Code	Single package	Multiple package	Min. ord.
U-front plate mm **2300x24x6** in black painted steed. 85 mm centre distance. Backset mm 25	**72G5512508**	1	-	1
U-front plate mm **2300x24x6** in black painted steed. 85 mm centre distance. Backset mm 30	**72G5513008**	1	-	1
U-front plate mm **2300x24x6** in black painted steed. 85 mm centre distance. Backset mm 35	**72G5513508**	1	-	1
U-front plate mm **2300x24x6** in black painted steed. 85 mm centre distance. Backset mm 40	**72G5514008**	1	-	1

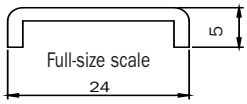

U-front plate mm **2300x24x5** in black painted steed. 85 mm centre distance. Backset mm 25	**72G5532508**	1	-	1
U-front plate mm **2300x24x5** in black painted steed. 85 mm centre distance. Backset mm 30	**72G5533008**	1	-	1
U-front plate mm **2300x24x5** in black painted steed. 85 mm centre distance. Backset mm 35	**72G5533508**	1	-	1
U-front plate mm **2300x24x5** in black painted steed. 85 mm centre distance. Backset mm 40	**72G5534008**	1	-	1

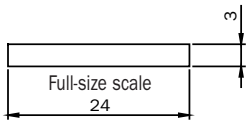

Flat front plate mm **2300x24x3** in black painted steed. 85 mm centre distance. Backset mm 25	**72G5012508**	1	-	1
Flat front plate mm **2300x24x3** in black painted steed. 85 mm centre distance. Backset mm 30	**72G5013008**	1	-	1
Flat front plate mm **2300x24x3** in black painted steed. 85 mm centre distance. Backset mm 35	**72G5013508**	1	-	1
Flat front plate mm **2300x24x3** in black painted steed. 85 mm centre distance. Backset mm 40	**72G5014008**	1	-	1

Perforza Electric lock 85 mm centre distance



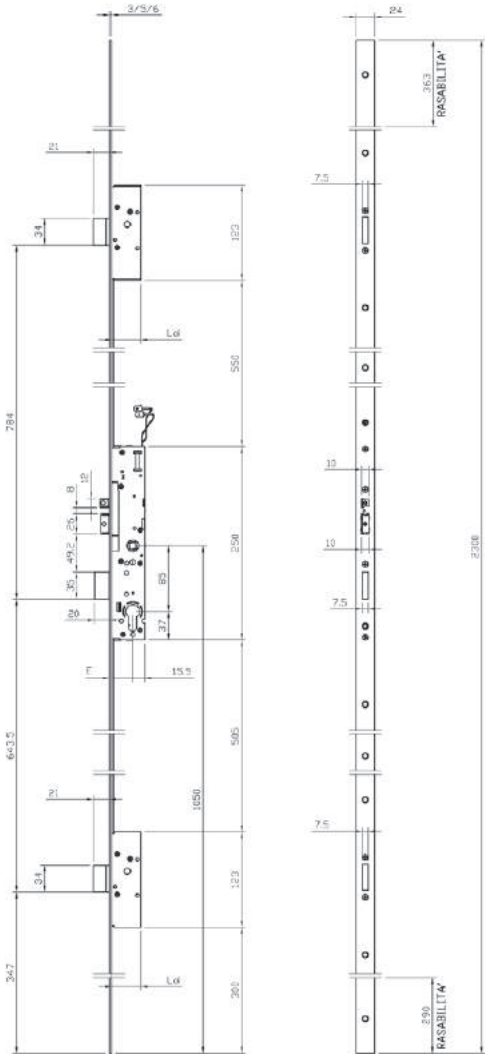

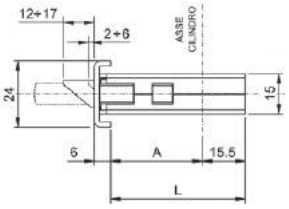

BACKSET	A	L	Ld
25	18	33.5	33.5
30	23	38.5	
35	28	43.5	
40	33	48.5	

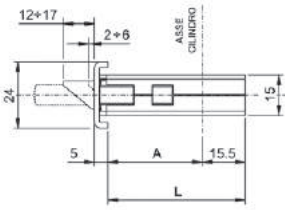

BACKSET	A	L	Ld
25	19	34.5	34.5
30	24	39.5	
35	29	44.5	
40	34	49.5	

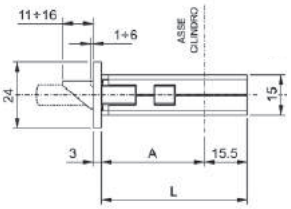

BACKSET	A	L	Ld
25	22	37.5	37.5
30	27	42.5	
35	32	47.5	
40	37	52.5	

Multipoint electric mortice lock for metal frames with 3 LATERAL LOCKINGS, **12Vac/dc**, 860mA, 10W.
SLIDING DEADBOLT LOCK AND DEVIATORS.
Central lock, centre distance mm **85**, European profile cylinder.
Throw mm 20, **SEPARATE REVERSIBLE AND ADJUSTABLE LATCHBOLT** 5mm, mm 8 handle follower.
Closed case for lock and deviators. 2 nylon end blocks for U-version. Fixing screws. Instruction sheet.
The lock is equipped with a wheel-cam stopping device in case the cylinder
is not assembled into the housing of lock. **STAINLESS STEEL front**
HOLD-OPEN LEVER ON THE FRONT PLATE.

Accessories to be ordered separately:
Striking plates 038630/31/32/33/34

Perforga Electric lock 85 mm centre distance

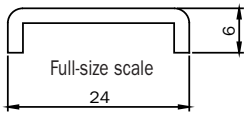

	Code	Single package		Multiple package	Min. ord.
U-front plate mm **2300x24x6** in stainless steel. 85 mm centre distance. Backset mm 25	**72E5512528**	1	-	1	
U-front plate mm **2300x24x6** in stainless steel. 85 mm centre distance. Backset mm 30	**72E5513028**	1	-	1	
U-front plate mm **2300x24x6** in stainless steel. 85 mm centre distance. Backset mm 35	**72E5513528**	1	-	1	
U-front plate mm **2300x24x6** in stainless steel. 85 mm centre distance. Backset mm 40	**72E5514028**	1	-	1	

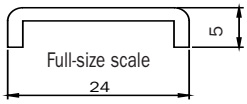

U-front plate mm **2300x24x5** in stainless steel. 85 mm centre distance. Backset mm 25	**72E5532528**	1	-	1	
U-front plate mm **2300x24x5** in stainless steel. 85 mm centre distance. Backset mm 30	**72E5533028**	1	-	1	
U-front plate mm **2300x24x5** in stainless steel. 85 mm centre distance. Backset mm 35	**72E5533528**	1	-	1	
U-front plate mm **2300x24x5** in stainless steel. 85 mm centre distance. Backset mm 40	**72E5534028**	1	-	1	

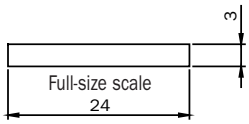

Flat front plate mm **2300x24x3** in stainless steel. 85 mm centre distance. Backset mm 25	**72E5012528**	1	-	1	
Flat front plate mm **2300x24x3** in stainless steel. 85 mm centre distance. Backset mm 30	**72E5013028**	1	-	1	
Flat front plate mm **2300x24x3** in stainless steel. 85 mm centre distance. Backset mm 35	**72E5013528**	1	-	1	
Flat front plate mm **2300x24x3** in stainless steel. 85 mm centre distance. Backset mm 40	**72E5014028**	1	-	1	

Perforga Electric lock 85 mm centre distance



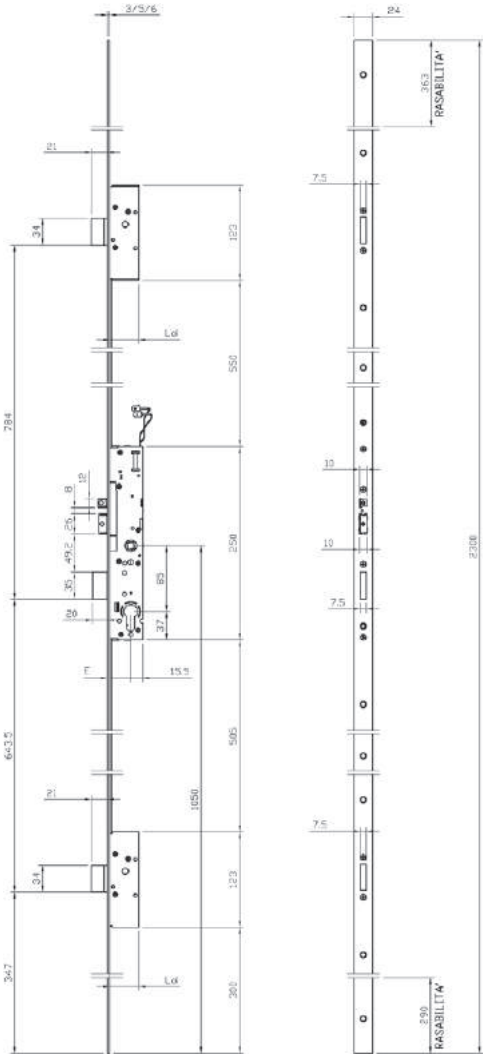

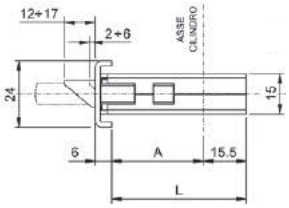

BACKSET	A	L	Ld
25	18	33.5	33.5
30	23	38.5	
35	28	43.5	
40	33	48.5	

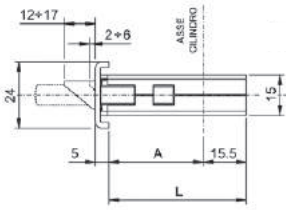

BACKSET	A	L	Ld
25	19	34.5	34.5
30	24	39.5	
35	29	44.5	
40	34	49.5	

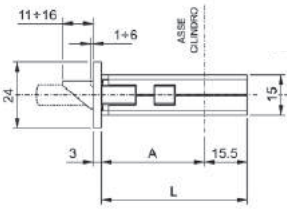

BACKSET	A	L	Ld
25	22	37.5	37.5
30	27	42.5	
35	32	47.5	
40	37	52.5	

Multipoint mortice lock for metal frames with 3 LATERAL LOCKINGS, **12Vac/dc**, 860mA, 10W.
SLIDING DEADBOLT LOCK AND DEVIATORS.
Central lock, centre distance mm **85**, European profile cylinder.
Throw mm 20, **SEPARATE REVERSIBLE AND ADJUSTABLE LATCHBOLT** 5mm, mm 8 handle follower.
Closed case for lock and deviators. 2 nylon end blocks for U-version. Fixing screws. Instruction sheet.
The lock is equipped with a wheel-cam stopping device in case the cylinder
is not assembled into the housing of lock. **Black painted steel front plate**
HOLD-OPEN LEVER ON THE FRONT PLATE.

Accessories to be ordered separately:
Striking plates 038630/31/32/33/34

Perforga Electric lock 85 mm centre distance

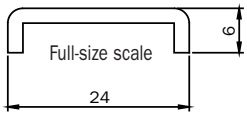

	Code	Single package	Multiple package	Min. ord.
U-front plate mm **2300x24x6** in black painted steed. 85 mm centre distance. Backset mm 25	**72E5512508**	1	-	1
U-front plate mm **2300x24x6** in black painted steed. 85 mm centre distance. Backset mm 30	**72E5513008**	1	-	1
U-front plate mm **2300x24x6** in black painted steed. 85 mm centre distance. Backset mm 35	**72E5513508**	1	-	1
U-front plate mm **2300x24x6** in black painted steed. 85 mm centre distance. Backset mm 40	**72E5514008**	1	-	1

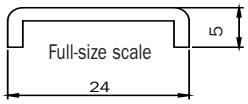

U-front plate mm **2300x24x5** in black painted steed. 85 mm centre distance. Backset mm 25	**72E5532508**	1	-	1
U-front plate mm **2300x24x5** in black painted steed. 85 mm centre distance. Backset mm 30	**72E5533008**	1	-	1
U-front plate mm **2300x24x5** in black painted steed. 85 mm centre distance. Backset mm 35	**72E5533508**	1	-	1
U-front plate mm **2300x24x5** in black painted steed. 85 mm centre distance. Backset mm 40	**72E5534008**	1	-	1

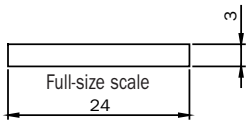

Flat front plate mm **2300x24x3** in black painted steed. 85 mm centre distance. Backset mm 25	**72E5012508**	1	-	1
Flat front plate mm **2300x24x3** in black painted steed. 85 mm centre distance. Backset mm 30	**72E5013008**	1	-	1
Flat front plate mm **2300x24x3** in black painted steed. 85 mm centre distance. Backset mm 35	**72E5013508**	1	-	1
Flat front plate mm **2300x24x3** in black painted steed. 85 mm centre distance. Backset mm 40	**72E5014008**	1	-	1

Perforza 85 mm centre distance



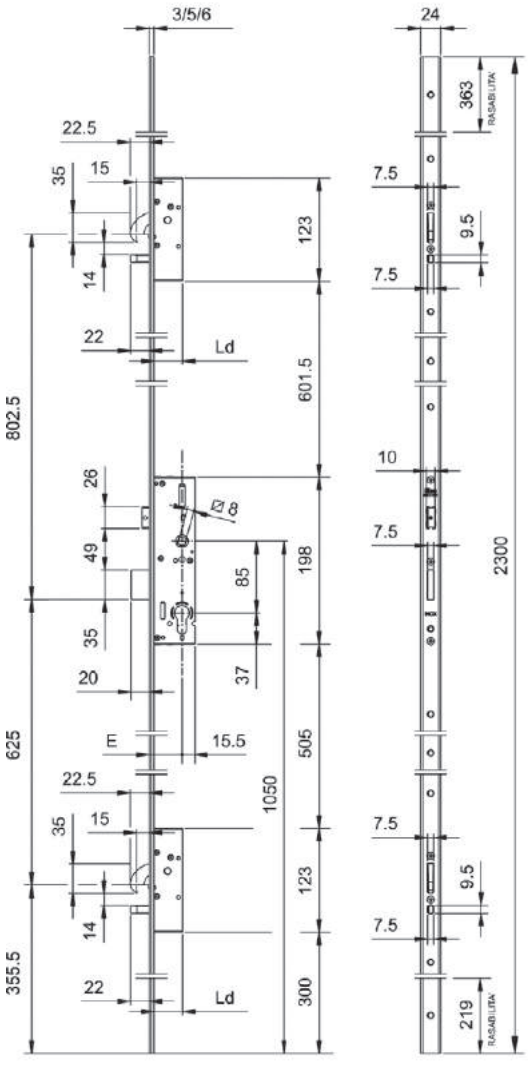

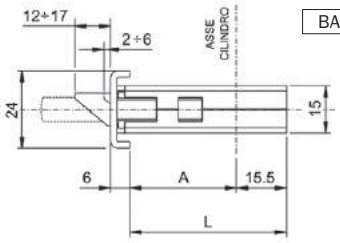

BACKSET	A	L	Ld
25	18	33.5	33.5
30	23	38.5	
35	28	43.5	
40	33	48.5	
45	38	53.5	
50	43	58.5	
55	48	63.5	
60	53	68.5	

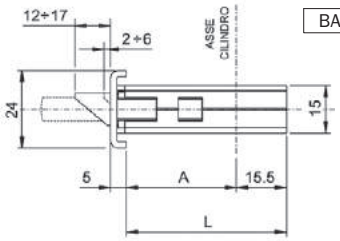

BACKSET	A	L	Ld
25	19	34.5	34.5
30	24	39.5	
35	29	44.5	
40	34	49.5	
45	39	54.5	
50	44	59.5	
55	49	64.5	
60	54	69.5	

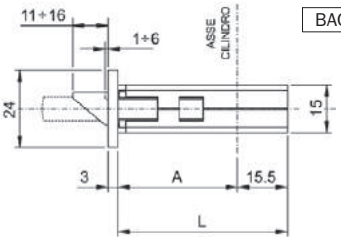

BACKSET	A	L	Ld
25	22	37.5	37.5
30	27	42.5	
35	32	47.5	
40	37	52.5	
45	42	57.5	
50	47	62.5	
55	52	67.5	
60	57	72.5	

MULTIPOINT mortice lock for metal frames, 3-point locking,
ROTATING HOOK DEVIATORS AND SLIDING DEADBOLT LOCK.
Central lock, centre distance mm **85**, European profile cylinder.
Throw mm 20, **reversible latchbolt.** The latchbolt can be replaced with roller or cap, mm 8 handle follower.
Closed case for lock and deviators.
2 nylon end blocks for U-version. Fixing screws. Instruction sheet.
The lock is equipped with a wheel-cam stopping device in case the cylinder is not assembled into the housing of lock.
STAINLESS STEEL front plate.

Accessories to be ordered separately:
Roller FOR CENTRAL LOCK 040940
Cap for DEADBOLT only versions 040950
Striking plates
Electric strikers

Perforga 85 mm centre distance

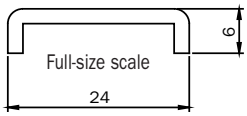

		Code	Single package	Multiple package	Min. ord.
U-front plate mm **2300x24x6** in stainless steel. 85 mm centre distance. Backset mm 25		**7255512528**	1	-	1
U-front plate mm **2300x24x6** in stainless steel. 85 mm centre distance. Backset mm 30		**7255513028**	1	-	1
U-front plate mm **2300x24x6** in stainless steel. 85 mm centre distance. Backset mm 35		**7255513528**	1	-	1
U-front plate mm **2300x24x6** in stainless steel. 85 mm centre distance. Backset mm 40		**7255514028**	1	-	1
U-front plate mm **2300x24x6** in stainless steel. 85 mm centre distance. Backset mm 45		**7255514528**	1	-	1
U-front plate mm **2300x24x6** in stainless steel. 85 mm centre distance. Backset mm 50		**7255515028**	1	-	1
U-front plate mm **2300x24x6** in stainless steel. 85 mm centre distance. Backset mm 55		**7255515528**	1	-	1
U-front plate mm **2300x24x6** in stainless steel. 85 mm centre distance. Backset mm 60		**7255516028**	1	-	1

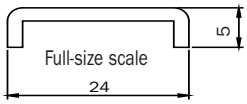

		Code	Single package	Multiple package	Min. ord.
U-front plate mm **2300x24x5** in stainless steel. 85 mm centre distance. Backset mm 25		**7255532528**	1	-	1
U-front plate mm **2300x24x5** in stainless steel. 85 mm centre distance. Backset mm 30		**7255533028**	1	-	1
U-front plate mm **2300x24x5** in stainless steel. 85 mm centre distance. Backset mm 35		**7255533528**	1	-	1
U-front plate mm **2300x24x5** in stainless steel. 85 mm centre distance. Backset mm 40		**7255534028**	1	-	1
U-front plate mm **2300x24x5** in stainless steel. 85 mm centre distance. Backset mm 45		**7255534528**	1	-	1
U-front plate mm **2300x24x5** in stainless steel. 85 mm centre distance. Backset mm 50		**7255535028**	1	-	1
U-front plate mm **2300x24x5** in stainless steel. 85 mm centre distance. Backset mm 55		**7255535528**	1	-	1
U-front plate mm **2300x24x5** in stainless steel. 85 mm centre distance. Backset mm 60		**7255536028**	1	-	1

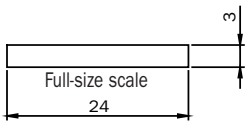

		Code	Single package	Multiple package	Min. ord.
Flat front plate mm **2300x24x3** in stainless steel. 85 mm centre distance. Backset mm 25		**7255012528**	1	-	1
Flat front plate mm **2300x24x3** in stainless steel. 85 mm centre distance. Backset mm 30		**7255013028**	1	-	1
Flat front plate mm **2300x24x3** in stainless steel. 85 mm centre distance. Backset mm 35		**7255013528**	1	-	1
Flat front plate mm **2300x24x3** in stainless steel. 85 mm centre distance. Backset mm 40		**7255014028**	1	-	1
Flat front plate mm **2300x24x3** in stainless steel. 85 mm centre distance. Backset mm 45		**7255014528**	1	-	1
Flat front plate mm **2300x24x3** in stainless steel. 85 mm centre distance. Backset mm 50		**7255015028**	1	-	1
Flat front plate mm **2300x24x3** in stainless steel. 85 mm centre distance. Backset mm 55		**7255015528**	1	-	1
Flat front plate mm **2300x24x3** in stainless steel. 85 mm centre distance. Backset mm 60		**7255016028**	1	-	1

Perforza 85 mm centre distance



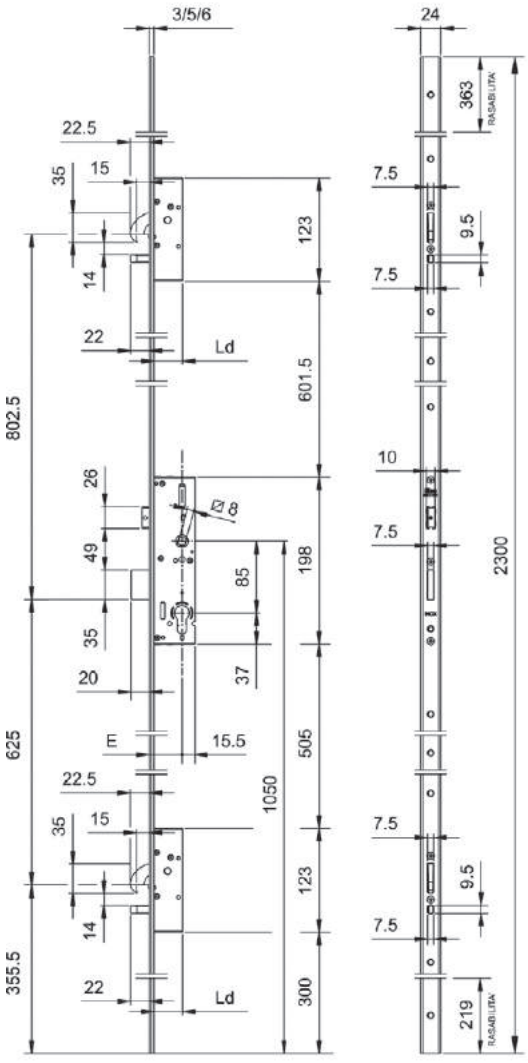

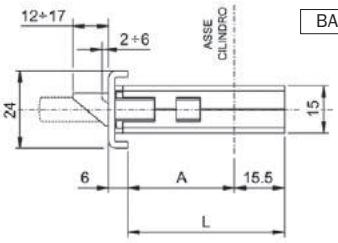

BACKSET	A	L	Ld
25	18	33.5	33.5
30	23	38.5	
35	28	43.5	
40	33	48.5	
45	38	53.5	
50	43	58.5	
55	48	63.5	
60	53	68.5	

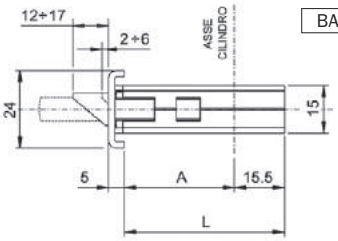

BACKSET	A	L	Ld
25	19	34.5	34.5
30	24	39.5	
35	29	44.5	
40	34	49.5	
45	39	54.5	
50	44	59.5	
55	49	64.5	
60	54	69.5	

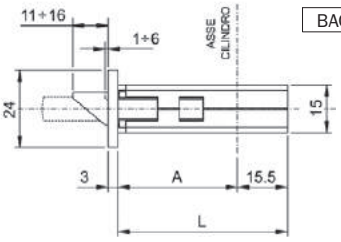

BACKSET	A	L	Ld
25	22	37.5	37.5
30	27	42.5	
35	32	47.5	
40	37	52.5	
45	42	57.5	
50	47	62.5	
55	52	67.5	
60	57	72.5	

MULTIPOINT mortice lock for metal frames, 3-point locking,
ROTATING HOOK DEVIATORS AND SLIDING DEADBOLT LOCK.
Central lock, centre distance mm **85**, European profile cylinder.
Throw mm 20, **reversible latchbolt.** The latchbolt can be replaced with roller or cap, mm 8 HANDLE FOLLOWER.
Closed case for lock and deviators.
2 nylon end blocks for U-version. Fixing screws. Instruction sheet.
The lock is equipped with a wheel-cam stopping device in case the cylinder
is not assembled into the housing of lock.
Black painted steel front plate.

Accessories to be ordered separately:
Roller for CENTRAL LOCK 040940
Cap for DEADBOLT only versions 040950
Striking plates
Electric strikers

Perforga 85 mm centre distance

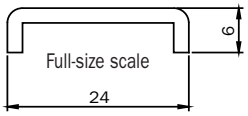

	Code	Single package	Multiple package	Min. ord.
U-front plate mm **2300x24x6** in black painted steed. 85 mm centre distance. Backset mm 25	**7255512508**	1	-	1
U-front plate mm **2300x24x6** in black painted steed. 85 mm centre distance. Backset mm 30	**7255513008**	1	-	1
U-front plate mm **2300x24x6** in black painted steed. 85 mm centre distance. Backset mm 35	**7255513508**	1	-	1
U-front plate mm **2300x24x6** in black painted steed. 85 mm centre distance. Backset mm 40	**7255514008**	1	-	1
U-front plate mm **2300x24x6** in black painted steed. 85 mm centre distance. Backset mm 45	**7255514508**	1	-	1
U-front plate mm **2300x24x6** in black painted steed. 85 mm centre distance. Backset mm 50	**7255515008**	1	-	1
U-front plate mm **2300x24x6** in black painted steed. 85 mm centre distance. Backset mm 55	**7255515508**	1	-	1
U-front plate mm **2300x24x6** in black painted steed. 85 mm centre distance. Backset mm 60	**7255516008**	1	-	1

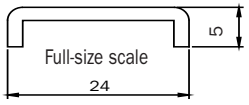

U-front plate mm **2300x24x5** in black painted steed. 85 mm centre distance. Backset mm 25	**7255532508**	1	-	1
U-front plate mm **2300x24x5** in black painted steed. 85 mm centre distance. Backset mm 30	**7255533008**	1	-	1
U-front plate mm **2300x24x5** in black painted steed. 85 mm centre distance. Backset mm 35	**7255533508**	1	-	1
U-front plate mm **2300x24x5** in black painted steed. 85 mm centre distance. Backset mm 40	**7255534008**	1	-	1
U-front plate mm **2300x24x5** in black painted steed. 85 mm centre distance. Backset mm 45	**7255534508**	1	-	1
U-front plate mm **2300x24x5** in black painted steed. 85 mm centre distance. Backset mm 50	**7255535008**	1	-	1
U-front plate mm **2300x24x5** in black painted steed. 85 mm centre distance. Backset mm 55	**7255535508**	1	-	1
U-front plate mm **2300x24x5** in black painted steed. 85 mm centre distance. Backset mm 60	**7255536008**	1	-	1

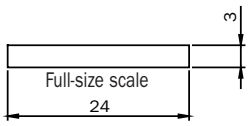

Flat front plate mm **2300x24x3** in black painted steed. 85 mm centre distance. Backset mm 25	**7255012508**	1	-	1
Flat front plate mm **2300x24x3** in black painted steed. 85 mm centre distance. Backset mm 30	**7255013008**	1	-	1
Flat front plate mm **2300x24x3** in black painted steed. 85 mm centre distance. Backset mm 35	**7255013508**	1	-	1
Flat front plate mm **2300x24x3** in black painted steed. 85 mm centre distance. Backset mm 40	**7255014008**	1	-	1
Flat front plate mm **2300x24x3** in black painted steed. 85 mm centre distance. Backset mm 45	**7255014508**	1	-	1
Flat front plate mm **2300x24x3** in black painted steed. 85 mm centre distance. Backset mm 50	**7255015008**	1	-	1
Flat front plate mm **2300x24x3** in black painted steed. 85 mm centre distance. Backset mm 55	**7255015508**	1	-	1
Flat front plate mm **2300x24x3** in black painted steed. 85 mm centre distance. Backset mm 60	**7255016008**	1	-	1

Perforza 85 mm centre distance

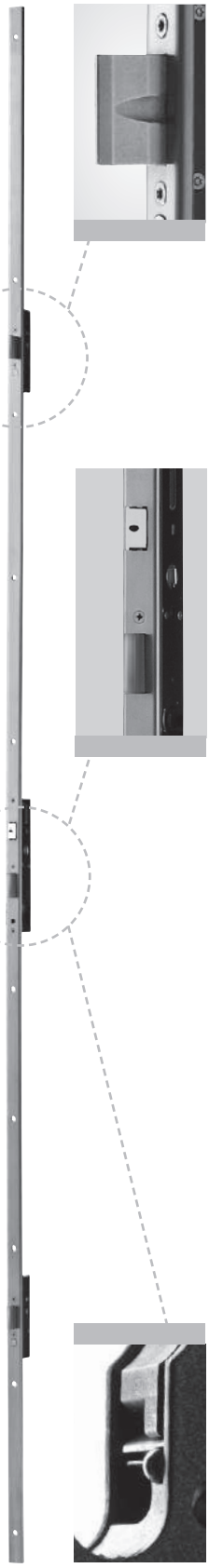

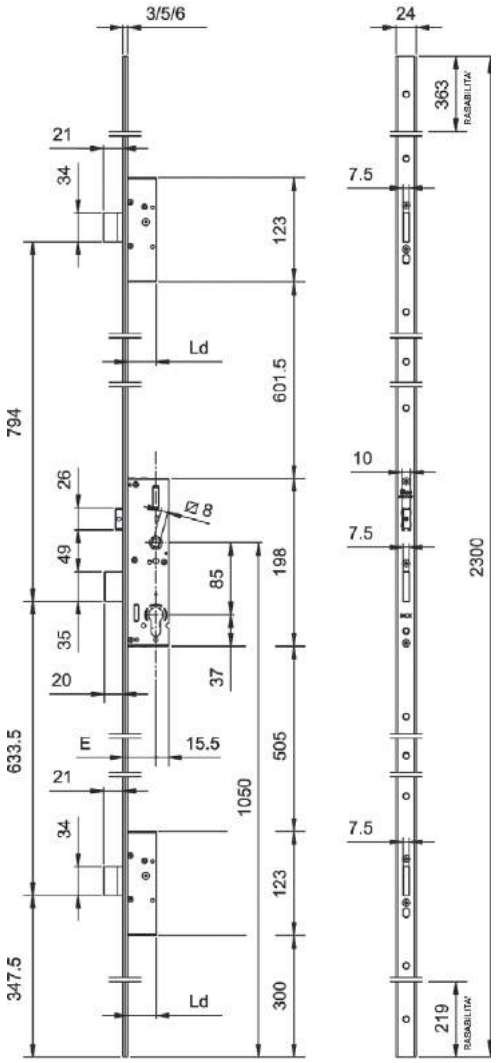

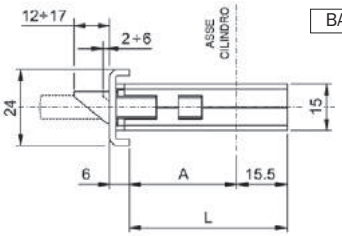

BACKSET	A	L	Ld
25	18	33.5	33.5
30	23	38.5	
35	28	43.5	
40	33	48.5	
45	38	53.5	
50	43	58.5	
55	48	63.5	
60	53	68.5	

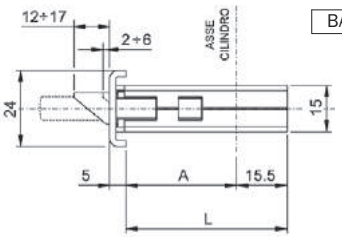

BACKSET	A	L	Ld
25	19	34.5	34.5
30	24	39.5	
35	29	44.5	
40	34	49.5	
45	39	54.5	
50	44	59.5	
55	49	64.5	
60	54	69.5	

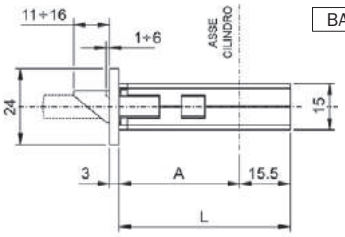

BACKSET	A	L	Ld
25	22	37.5	37.5
30	27	42.5	
35	32	47.5	
40	37	52.5	
45	42	57.5	
50	47	62.5	
55	52	67.5	
60	57	72.5	

MULTIPOINT mortice lock for metal frames, 3-point locking,
SLIDING DEADBOLT LOCK AND DEVIATORS.
Central lock, centre distance mm **85**, European profile cylinder.
Throw mm 20, **reversible latchbolt.** The latchbolt can be replaced with roller or cap, mm 8 handle follower.
Closed case for lock and deviators.
2 nylon end blocks for U-version. Fixing screws. Instruction sheet.
The lock is equipped with a wheel-cam stopping device in case the cylinder
is not assembled into the housing of lock.
STAINLESS STEEL front plate.

Accessories to be ordered separately:
Roller FOR CENTRAL LOCK 040940
Cap for DEADBOLT only versions 040950
Striking plates
Electric strikers

Perforga 85 mm centre distance

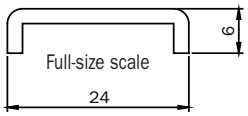

		Code	Single package	Multiple package	Min. ord.
U-front plate mm **2300x24x6** in stainless steel. 85 mm centre distance. Backset mm 25		**7235512528**	1	-	1
U-front plate mm **2300x24x6** in stainless steel. 85 mm centre distance. Backset mm 30		**7235513028**	1	-	1
U-front plate mm **2300x24x6** in stainless steel. 85 mm centre distance. Backset mm 35		**7235513528**	1	-	1
U-front plate mm **2300x24x6** in stainless steel. 85 mm centre distance. Backset mm 40		**7235514028**	1	-	1
U-front plate mm **2300x24x6** in stainless steel. 85 mm centre distance. Backset mm 45		**7235514528**	1	-	1
U-front plate mm **2300x24x6** in stainless steel. 85 mm centre distance. Backset mm 50		**7235515028**	1	-	1
U-front plate mm **2300x24x6** in stainless steel. 85 mm centre distance. Backset mm 55		**7235515528**	1	-	1
U-front plate mm **2300x24x6** in stainless steel. 85 mm centre distance. Backset mm 60		**7235516028**	1	-	1

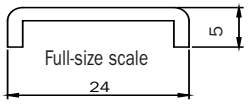

U-front plate mm **2300x24x5** in stainless steel. 85 mm centre distance. Backset mm 25		**7235532528**	1	-	1
U-front plate mm **2300x24x5** in stainless steel. 85 mm centre distance. Backset mm 30		**7235533028**	1	-	1
U-front plate mm **2300x24x5** in stainless steel. 85 mm centre distance. Backset mm 35		**7235533528**	1	-	1
U-front plate mm **2300x24x5** in stainless steel. 85 mm centre distance. Backset mm 40		**7235534028**	1	-	1
U-front plate mm **2300x24x5** in stainless steel. 85 mm centre distance. Backset mm 45		**7235534528**	1	-	1
U-front plate mm **2300x24x5** in stainless steel. 85 mm centre distance. Backset mm 50		**7235535028**	1	-	1
U-front plate mm **2300x24x5** in stainless steel. 85 mm centre distance. Backset mm 55		**7235535528**	1	-	1
U-front plate mm **2300x24x5** in stainless steel. 85 mm centre distance. Backset mm 60		**7235536028**	1	-	1

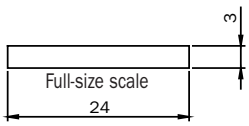

Flat front plate mm **2300x24x3** in stainless steel. 85 mm centre distance. Backset mm 25		**7235012528**	1	-	1
Flat front plate mm **2300x24x3** in stainless steel. 85 mm centre distance. Backset mm 30		**7235013028**	1	-	1
Flat front plate mm **2300x24x3** in stainless steel. 85 mm centre distance. Backset mm 35		**7235013528**	1	-	1
Flat front plate mm **2300x24x3** in stainless steel. 85 mm centre distance. Backset mm 40		**7235014028**	1	-	1
Flat front plate mm **2300x24x3** in stainless steel. 85 mm centre distance. Backset mm 45		**7235014528**	1	-	1
Flat front plate mm **2300x24x3** in stainless steel. 85 mm centre distance. Backset mm 50		**7235015028**	1	-	1
Flat front plate mm **2300x24x3** in stainless steel. 85 mm centre distance. Backset mm 55		**7235015528**	1	-	1
Flat front plate mm **2300x24x3** in stainless steel. 85 mm centre distance. Backset mm 60		**7235016028**	1	-	1

Perforza 85 mm centre distance



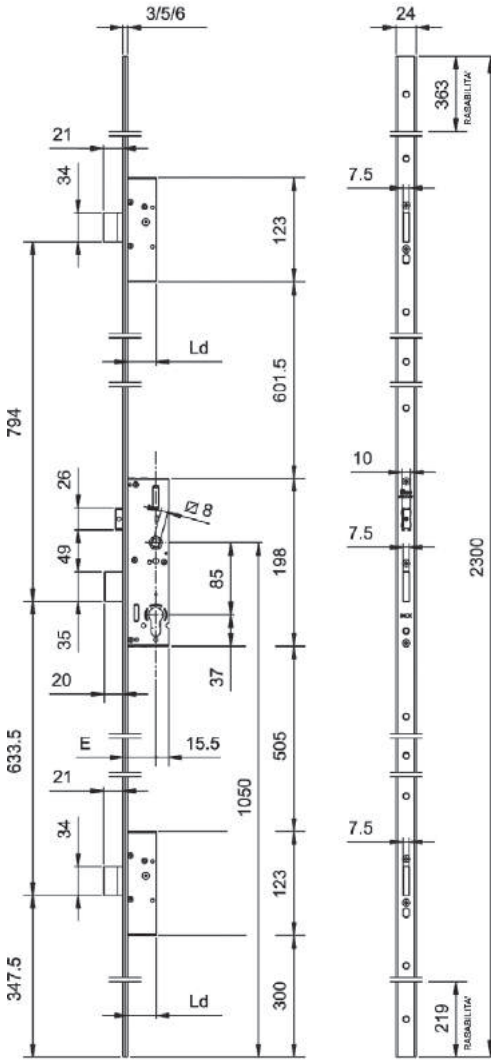

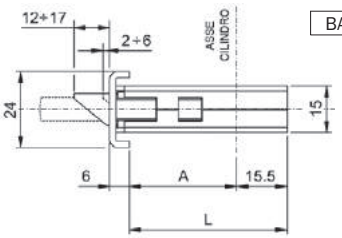

BACKSET	A	L	Ld
25	18	33.5	33.5
30	23	38.5	
35	28	43.5	
40	33	48.5	
45	38	53.5	
50	43	58.5	
55	48	63.5	
60	53	68.5	

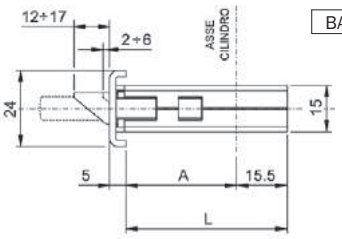

BACKSET	A	L	Ld
25	19	34.5	34.5
30	24	39.5	
35	29	44.5	
40	34	49.5	
45	39	54.5	
50	44	59.5	
55	49	64.5	
60	54	69.5	

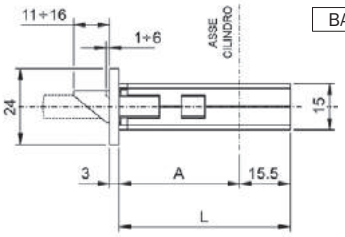

BACKSET	A	L	Ld
25	22	37.5	37.5
30	27	42.5	
35	32	47.5	
40	37	52.5	
45	42	57.5	
50	47	62.5	
55	52	67.5	
60	57	72.5	

MULTIPOINT mortice lock for metal frames, 3-point locking,
SLIDING DEADBOLT LOCK AND DEVIATORS.
Central lock, centre distance mm **85**, European profile cylinder.
Throw mm 20, **reversible latchbolt.** The latchbolt can be replaced with roller or cap, mm 8 handle follower.
Closed case for lock and deviators.
2 nylon end blocks for U-version. Fixing screws. Instruction sheet.
The lock is equipped with a wheel-cam stopping device in case the cylinder
is not present into the housing of lock.
Black painted steel front plate.

Accessories to be ordered separately:
Roller FOR CENTRAL LOCK 040940
Cap for DEADBOLT only versions 040950
Striking plates
Electric strikers

ICIM CERTIFIED PRODUCT

Code | Single package | Multiple package | Min. ord.

Perforga 85 mm centre distance

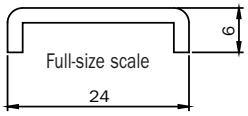

U-front plate mm **2300x24x6** in black painted steel. 85 mm centre distance. Backset mm 25	**7235512508**	1	-	1
U-front plate mm **2300x24x6** in black painted steel. 85 mm centre distance. Backset mm 30	**7235513008**	1	-	1
U-front plate mm **2300x24x6** in black painted steel. 85 mm centre distance. Backset mm 35	**7235513508**	1	-	1
U-front plate mm **2300x24x6** in black painted steel. 85 mm centre distance. Backset mm 40	**7235514008**	1	-	1
U-front plate mm **2300x24x6** in black painted steel. 85 mm centre distance. Backset mm 45	**7235514508**	1	-	1
U-front plate mm **2300x24x6** in black painted steel. 85 mm centre distance. Backset mm 50	**7235515008**	1	-	1
U-front plate mm **2300x24x6** in black painted steel. 85 mm centre distance. Backset mm 55	**7235515508**	1	-	1
U-front plate mm **2300x24x6** in black painted steel. 85 mm centre distance. Backset mm 60	**7235516008**	1	-	1

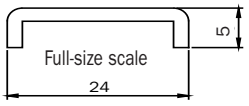

U-front plate mm **2300x24x5** in black painted steel. 85 mm centre distance. Backset mm 25	**7235532508**	1	-	1
U-front plate mm **2300x24x5** in black painted steel. 85 mm centre distance. Backset mm 30	**7235533008**	1	-	1
U-front plate mm **2300x24x5** in black painted steel. 85 mm centre distance. Backset mm 35	**7235533508**	1	-	1
U-front plate mm **2300x24x5** in black painted steel. 85 mm centre distance. Backset mm 40	**7235534008**	1	-	1
U-front plate mm **2300x24x5** in black painted steel. 85 mm centre distance. Backset mm 45	**7235534508**	1	-	1
U-front plate mm **2300x24x5** in black painted steel. 85 mm centre distance. Backset mm 50	**7235535008**	1	-	1
U-front plate mm **2300x24x5** in black painted steel. 85 mm centre distance. Backset mm 55	**7235535508**	1	-	1
U-front plate mm **2300x24x5** in black painted steel. 85 mm centre distance. Backset mm 60	**7235536008**	1	-	1

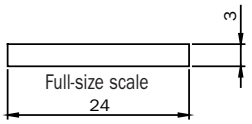

Flat front plate mm **2300x24x3** in black painted steel. 85 mm centre distance. Backset mm 25	**7235012508**	1	-	1
Flat front plate mm **2300x24x3** in black painted steel. 85 mm centre distance. Backset mm 30	**7235013008**	1	-	1
Flat front plate mm **2300x24x3** in black painted steel. 85 mm centre distance. Backset mm 35	**7235013508**	1	-	1
Flat front plate mm **2300x24x3** in black painted steel. 85 mm centre distance. Backset mm 40	**7235014008**	1	-	1
Flat front plate mm **2300x24x3** in black painted steel. 85 mm centre distance. Backset mm 45	**7235014508**	1	-	1
Flat front plate mm **2300x24x3** in black painted steel. 85 mm centre distance. Backset mm 50	**7235015008**	1	-	1
Flat front plate mm **2300x24x3** in black painted steel. 85 mm centre distance. Backset mm 55	**7235015508**	1	-	1
Flat front plate mm **2300x24x3** in black painted steel. 85 mm centre distance. Backset mm 60	**7235016008**	1	-	1

Perforza 92 mm centre distance



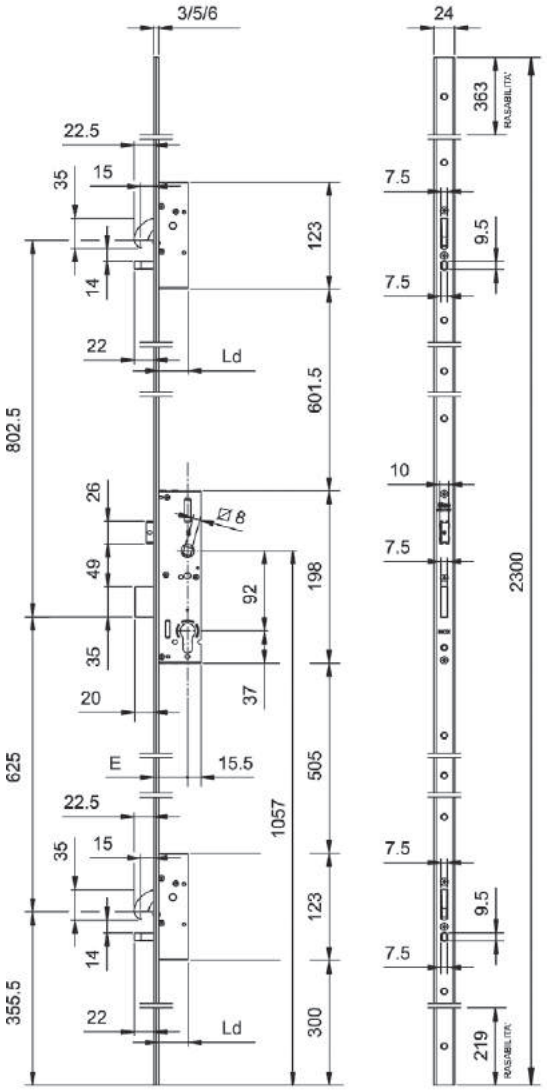

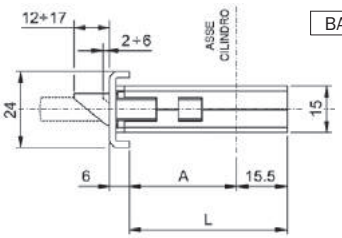

BACKSET	A	L	Ld
25	18	33.5	33.5
30	23	38.5	
35	28	43.5	
40	33	48.5	
45	38	53.5	
50	43	58.5	
55	48	63.5	
60	53	68.5	

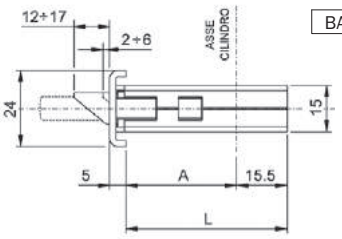

BACKSET	A	L	Ld
25	19	34.5	34.5
30	24	39.5	
35	29	44.5	
40	34	49.5	
45	39	54.5	
50	44	59.5	
55	49	64.5	
60	54	69.5	

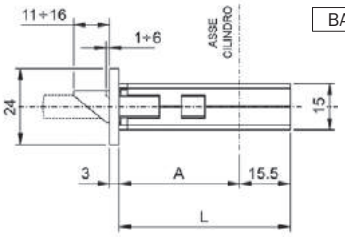

BACKSET	A	L	Ld
25	22	37.5	37.5
30	27	42.5	
35	32	47.5	
40	37	52.5	
45	42	57.5	
50	47	62.5	
55	52	67.5	
60	57	72.5	

MULTIPOINT mortice lock for metal frames, 3-point locking,
ROTATING HOOK DEVIATORS AND SLIDING DEADBOLT LOCK.
Central lock, centre distance mm **92**, European profile cylinder.
Throw mm 20, **reversible latchbolt.** The latchbolt can be replaced with roller or cap, mm 8 handle follower.
Closed case lock and deviators.
2 nylon end blocks for U-version. Fixing screws. Instruction sheet.
The lock is equipped with a wheel-cam stopping device in case the cylinder
is not present into the housing of lock.
Stainless steel front plate.

Accessories to be ordered separately:
Roller for CENTRAL LOCK 040940
Cap for deadbolt only versions 040950
Striking plates
Electric strikers

Perforga 92 mm centre distance

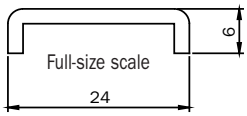

	Code	Single package	Multiple package	Min. ord.
U-front plate mm **2300x24x6** in stainless steel. 92 mm centre distance. Backset mm 25	**7252512528**	1	-	1
U-front plate mm **2300x24x6** in stainless steel. 92 mm centre distance. Backset mm 30	**7252513028**	1	-	1
U-front plate mm **2300x24x6** in stainless steel. 92 mm centre distance. Backset mm 35	**7252513528**	1	-	1
U-front plate mm **2300x24x6** in stainless steel. 92 mm centre distance. Backset mm 40	**7252514028**	1	-	1
U-front plate mm **2300x24x6** in stainless steel. 92 mm centre distance. Backset mm 45	**7252514528**	1	-	1
U-front plate mm **2300x24x6** in stainless steel. 92 mm centre distance. Backset mm 50	**7252515028**	1	-	1
U-front plate mm **2300x24x6** in stainless steel. 92 mm centre distance. Backset mm 55	**7252515528**	1	-	1
U-front plate mm **2300x24x6** in stainless steel. 92 mm centre distance. Backset mm 60	**7252516028**	1	-	1

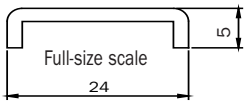

U-front plate mm **2300x24x5** in stainless steel. 92 mm centre distance. Backset mm 25	**7252532528**	1	-	1
U-front plate mm **2300x24x5** in stainless steel. 92 mm centre distance. Backset mm 30	**7252533028**	1	-	1
U-front plate mm **2300x24x5** in stainless steel. 92 mm centre distance. Backset mm 35	**7252533528**	1	-	1
U-front plate mm **2300x24x5** in stainless steel. 92 mm centre distance. Backset mm 40	**7252534028**	1	-	1
U-front plate mm **2300x24x5** in stainless steel. 92 mm centre distance. Backset mm 45	**7252534528**	1	-	1
U-front plate mm **2300x24x5** in stainless steel. 92 mm centre distance. Backset mm 50	**7252535028**	1	-	1
U-front plate mm **2300x24x5** in stainless steel. 92 mm centre distance. Backset mm 55	**7252535528**	1	-	1
U-front plate mm **2300x24x5** in stainless steel. 92 mm centre distance. Backset mm 60	**7252536028**	1	-	1

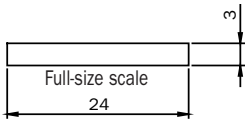

Flat front plate mm **2300x24x3** in stainless steel. 92 mm centre distance. Backset 25	**7252012528**	1	-	1
Flat front plate mm **2300x24x3** in stainless steel. 92 mm centre distance. Backset 30	**7252013028**	1	-	1
Flat front plate mm **2300x24x3** in stainless steel. 92 mm centre distance. Backset 35	**7252013528**	1	-	1
Flat front plate mm **2300x24x3** in stainless steel. 92 mm centre distance. Backset 40	**7252014028**	1	-	1
Flat front plate mm **2300x24x3** in stainless steel. 92 mm centre distance. Backset 45	**7252014528**	1	-	1
Flat front plate mm **2300x24x3** in stainless steel. 92 mm centre distance. Backset 50	**7252015028**	1	-	1
Flat front plate mm **2300x24x3** in stainless steel. 92 mm centre distance. Backset 55	**7252015528**	1	-	1
Flat front plate mm **2300x24x3** in stainless steel. 92 mm centre distance. Backset 60	**7252016028**	1	-	1

Perforza 92 mm centre distance







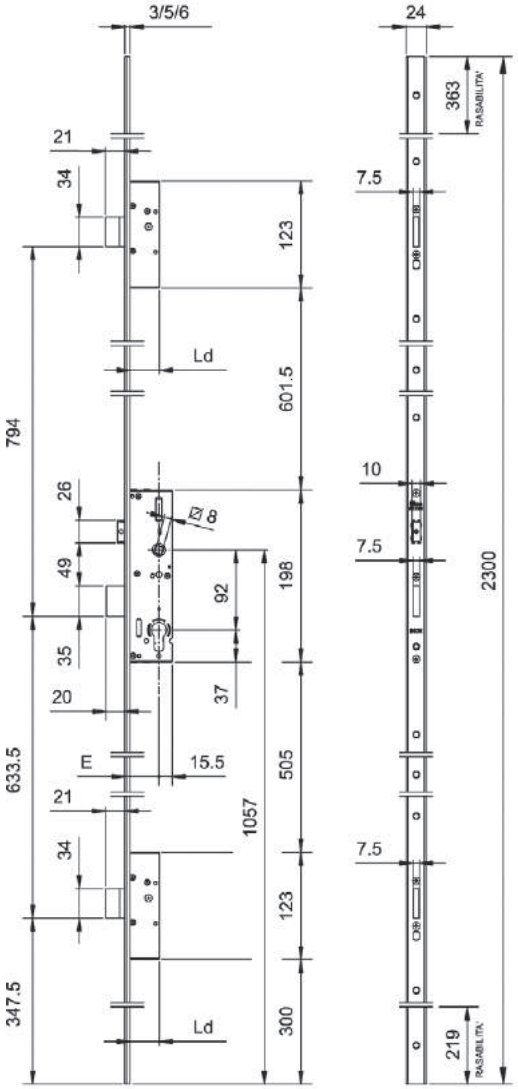

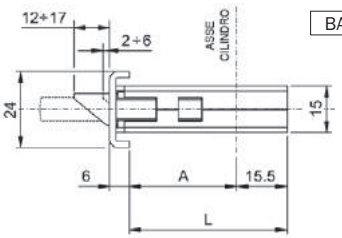

BACKSET	A	L	Ld
25	18	33.5	33.5
30	23	38.5	
35	28	43.5	
40	33	48.5	
45	38	53.5	
50	43	58.5	
55	48	63.5	
60	53	68.5	

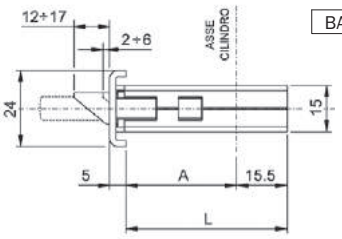

BACKSET	A	L	Ld
25	19	34.5	34.5
30	24	39.5	
35	29	44.5	
40	34	49.5	
45	39	54.5	
50	44	59.5	
55	49	64.5	
60	54	69.5	

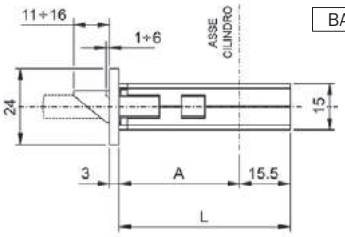

BACKSET	A	L	Ld
25	22	37.5	37.5
30	27	42.5	
35	32	47.5	
40	37	52.5	
45	42	57.5	
50	47	62.5	
55	52	67.5	
60	57	72.5	

MULTIPOINT mortice lock for metal frames, 3-point locking,
SLIDING DEADBOLT LOCK AND DEVIATORS.
Central lock, centre distance mm **92**, profile cylinder.
Throw mm 20, **reversible latchbolt.** The latchbolt can be replaced with roller or cap, mm 8 handle follower.
Closed case for lock and deviators.
2 nylon end blocks for U-version. Fixing screws. Instruction sheet.
The lock is equipped with a wheel-cam stopping device in case the cylinder is not present into the housing of lock.
Stainless steel front plate.

Accessories to be ordered separately:
Roller FOR CENTRAL LOCK 040940
Cap for DEADBOLT only versions 040950
Striking plates
Electric strikers

Perforga 92 mm centre distance

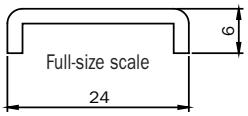

	Code	Single package	Multiple package	Min. ord.
U-front plate mm **2300x24x6** in stainless steel. 92 mm centre distance. Backset mm 25	**7232512528**	1	-	1
U-front plate mm **2300x24x6** in stainless steel. 92 mm centre distance. Backset mm 30	**7232513028**	1	-	1
U-front plate mm **2300x24x6** in stainless steel. 92 mm centre distance. Backset mm 35	**7232513528**	1	-	1
U-front plate mm **2300x24x6** in stainless steel. 92 mm centre distance. Backset mm 40	**7232514028**	1	-	1
U-front plate mm **2300x24x6** in stainless steel. 92 mm centre distance. Backset mm 45	**7232514528**	1	-	1
U-front plate mm **2300x24x6** in stainless steel. 92 mm centre distance. Backset mm 50	**7232515028**	1	-	1
U-front plate mm **2300x24x6** in stainless steel. 92 mm centre distance. Backset mm 55	**7232515528**	1	-	1
U-front plate mm **2300x24x6** in stainless steel. 92 mm centre distance. Backset mm 60	**7232516028**	1	-	1

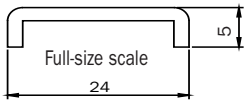

	Code	Single package	Multiple package	Min. ord.
U-front plate mm **2300x24x5** in stainless steel. 92 mm centre distance. Backset mm 25	**7232532528**	1	-	1
U-front plate mm **2300x24x5** in stainless steel. 92 mm centre distance. Backset mm 30	**7232533028**	1	-	1
U-front plate mm **2300x24x5** in stainless steel. 92 mm centre distance. Backset mm 35	**7232533528**	1	-	1
U-front plate mm **2300x24x5** in stainless steel. 92 mm centre distance. Backset mm 40	**7232534028**	1	-	1
U-front plate mm **2300x24x5** in stainless steel. 92 mm centre distance. Backset mm 45	**7232534528**	1	-	1
U-front plate mm **2300x24x5** in stainless steel. 92 mm centre distance. Backset mm 50	**7232535028**	1	-	1
U-front plate mm **2300x24x5** in stainless steel. 92 mm centre distance. Backset mm 55	**7232535528**	1	-	1
U-front plate mm **2300x24x5** in stainless steel. 92 mm centre distance. Backset mm 60	**7232536028**	1	-	1

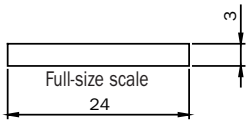

	Code	Single package	Multiple package	Min. ord.
Flat front plate mm **2300x24x3** in stainless steel. 92 mm centre distance. Backset 25	**7232012528**	1	-	1
Flat front plate mm **2300x24x3** in stainless steel. 92 mm centre distance. Backset 30	**7232013028**	1	-	1
Flat front plate mm **2300x24x3** in stainless steel. 92 mm centre distance. Backset 35	**7232013528**	1	-	1
Flat front plate mm **2300x24x3** in stainless steel. 92 mm centre distance. Backset 40	**7232014028**	1	-	1
Flat front plate mm **2300x24x3** in stainless steel. 92 mm centre distance. Backset 45	**7232014528**	1	-	1
Flat front plate mm **2300x24x3** in stainless steel. 92 mm centre distance. Backset 50	**7232015028**	1	-	1
Flat front plate mm **2300x24x3** in stainless steel. 92 mm centre distance. Backset 55	**7232015528**	1	-	1
Flat front plate mm **2300x24x3** in stainless steel. 92 mm centre distance. Backset 60	**7232016028**	1	-	1

Performa Options









DEVIATORS AND LOCK WITH SLIDING DEADBOLTS, STAINLESS STEEL FRONT PLATE.

	Code	Single package	Multiple package	Min. ord.
REINFORCED ANTI-SAW DEADBOLTS. 85 mm CENTRE DISTANCE LOCK				
U-front plate mm **2300x24x6** in stainless steel. 85 mm centre distance. Backset mm **	**723651******28**	1	-	1
U-front plate mm **2300x24x5** in stainless steel. 85 mm centre distance. Backset mm **	**723653******28**	1	-	1
Flat front plate mm **2300x24x3** in stainless steel. 85 mm centre distance. Backset mm **	**723601******28**	1	-	1
REINFORCED ANTI-SAW DEADBOLTS. 92 mm CENTRE DISTANCE LOCK				
U-front plate mm **2300x24x6** in stainless steel. 92 mm centre distance. Backset mm **	**723351******28**	1	-	1
U-front plate mm **2300x24x5** in stainless steel. 92 mm centre distance. Backset mm **	**723353******28**	1	-	1
Flat front plate mm **2300x24x3** in stainless steel. 92 mm centre distance. Backset mm **	**723301******28**	1	-	1

** = **Backset** mm 25/30/35/40/45/50/55/60

Perforga Electric lock 85 mm centre distance



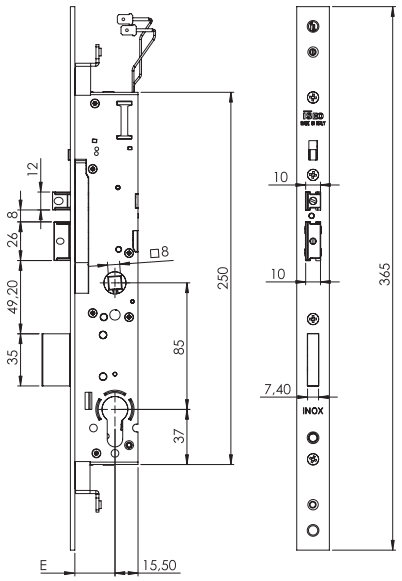

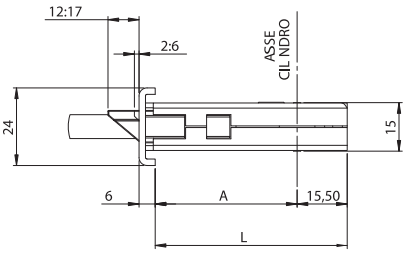

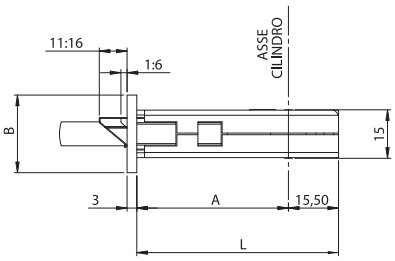

BACKSET	A	L
25	18	33,5
30	23	38,5
35	28	43,5
40	33	48,5

BACKSET	A	L	B
25	22	37,5	
30	27	42,5	22
35	32	47,5	
40	37	52,5	
25	22	37,5	
30	27	42,5	24
35	32	47,5	
40	37	52,5	

ELECTRIC LATERAL, mortice lock for metal frames, 3-POINT LOCKING WITH **SLIDING DEADBOLT**, **12Vac/dc**, 860mA, 10W. Centre distance mm **85**, European profile cylinder. Rods screwed connection. Throw mm 20, **SEPARATE REVERSIBLE AND ADJUSTABLE LATCHBOLT** 5mm, mm 8 handle follower. Closed case for lock. 2 nylon end blocks for U-version. Fixing screws. Instruction sheet. The lock is equipped with a wheel-cam stopping device in case the cylinder is not present into the housing of lock.
Stainless steel front plate.
HOLD-OPEN LEVER ON THE FRONT PLATE.

Accessories to be ordered separately:
Top/bottom sliding deviators with rods, front plate mm 24x3 720400322
Top/bottom hook deviators with rods, front plate mm 24x3 720440322
Striking plates 038630/31/32/33/34

Perforga Electric lock 85 mm centre distance

	Code	Single package	Multiple package	Min. ord.

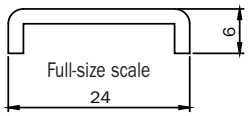

U-front plate mm **365x24x6** in stainless steel. Backset mm 25	**7295212528**	1	10	10
U-front plate mm **365x24x6** in stainless steel. Backset mm 30	**7295213028**	1	10	10
U-front plate mm **365x24x6** in stainless steel. Backset mm 35	**7295213528**	1	10	10
U-front plate mm **365x24x6** in stainless steel. Backset mm 40	**7295214028**	1	10	10

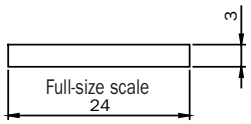

Flat front plate mm **365x24x3** in stainless steel. Backset mm 25	**7295112528**	1	10	10
Flat front plate mm **365x24x3** in stainless steel. Backset mm 30	**7295113028**	1	10	10
Flat front plate mm **365x24x3** in stainless steel. Backset mm 35	**7295113528**	1	10	10
Flat front plate mm **365x24x3** in stainless steel. Backset mm 40	**7295114028**	1	10	10

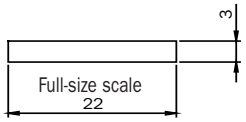

Flat front plate mm **365x22x3** in stainless steel. Backset mm 25	**7295142528**	1	10	10
Flat front plate mm **365x22x3** in stainless steel. Backset mm 30	**7295143028**	1	10	10
Flat front plate mm **365x22x3** in stainless steel. Backset mm 35	**7295143528**	1	10	10
Flat front plate mm **365x22x3** in stainless steel. Backset mm 40	**7295144028**	1	10	10

Perforga 85 mm centre distance



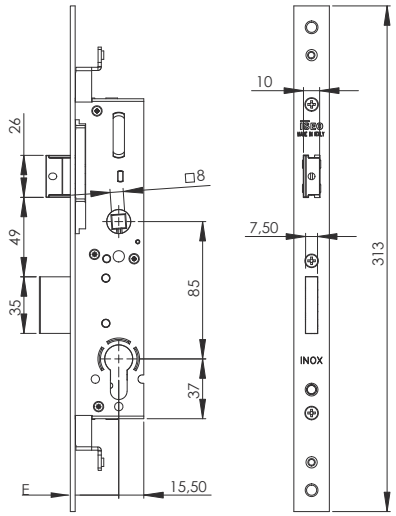

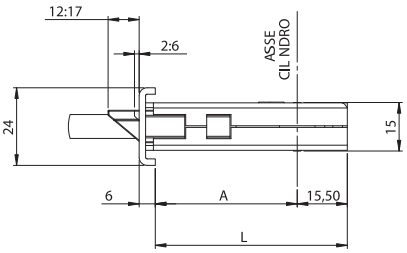

BACKSET	A	L
25	18	33,5
30	23	38,5
35	28	43,5
40	33	48,5

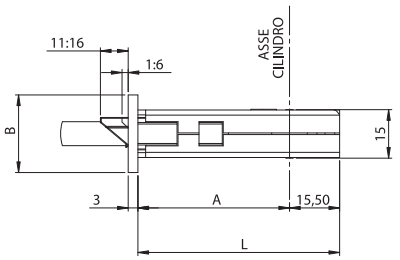

BACKSET	A	L	B
25	22	37,5	
30	27	42,5	22
35	32	47,5	
40	37	52,5	
25	22	37,5	
30	27	42,5	24
35	32	47,5	
40	37	52,5	

LATERAL mortice lock for metal frames, 3-POINT LOCKING WITH **SLIDING DEADBOLT**,
centre distance mm **85**, European profile cylinder.
Rods screwed connection.
Throw mm 20, **reversible latchbolt.** The latchbolt can be replaced with roller or cap, mm 8 handle follower.
Closed case for lock.
2 nylon end blocks for U-version. Fixing screws. Instruction sheet.
The lock is equipped with a wheel-cam stopping device in case the cylinder
is not present into the housing of lock.
Stainless steel front plate.

Accessories to be ordered separately:
Top/bottom sliding deviators with rods, front plate mm 24x3 720400322
Top/bottom hook deviators with rods, front plate mm 24x3 720440322
Roller FOR CENTRAL LOCK 040940
Cap for central lock, deadbolt only versions 040950
Latchbolt FOR CENTRAL LOCK 040990
Striking plates
Electric strikers

Perforga 85 mm centre distance

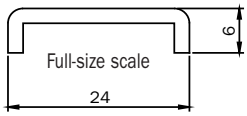

	Code	Single package	Multiple package	Min. ord.
U-front plate mm **313x24x6** in stainless steel. Backset mm 25	**7275212528**	1	10	10
U-front plate mm **313x24x6** in stainless steel. Backset mm 30	**7275213028**	1	10	10
U-front plate mm **313x24x6** in stainless steel. Backset mm 35	**7275213528**	1	10	10
U-front plate mm **313x24x6** in stainless steel. Backset mm 40	**7275214028**	1	10	10

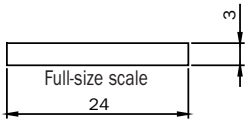

	Code	Single package	Multiple package	Min. ord.
Flat front plate mm **313x24x3** in stainless steel. Backset mm 25	**7275112528**	1	10	10
Flat front plate mm **313x24x3** in stainless steel. Backset mm 30	**7275113028**	1	10	10
Flat front plate mm **313x24x3** in stainless steel. Backset mm 35	**7275113528**	1	10	10
Flat front plate mm **313x24x3** in stainless steel. Backset mm 40	**7275114028**	1	10	10

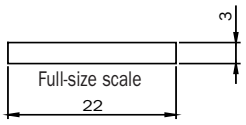

	Code	Single package	Multiple package	Min. ord.
Flat front plate mm **313x22x3** in stainless steel. Backset mm 25	**7275142528**	1	10	10
Flat front plate mm **313x22x3** in stainless steel. Backset mm 30	**7275143028**	1	10	10
Flat front plate mm **313x22x3** in stainless steel. Backset mm 35	**7275143528**	1	10	10
Flat front plate mm **313x22x3** in stainless steel. Backset mm 40	**7275144028**	1	10	10

ICIM CERTIFIED PRODUCT

Al Fe

Code | Single package | Multiple package | Min. ord.

Performa

Accessories suitable for central lock



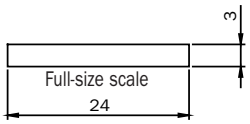

LATERAL DEVIATORS FOR 3-POINT LOCKING WITH INTERNAL RODS.
Front plate mm 24x3 in stainless steel.
To be used with locks PERFORMA, series 7275* - 7295*.
For locks with backset mm 25, 30, 35, 40 — **720400342** — 1 - 1

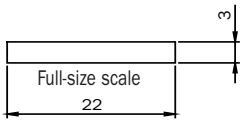

LATERAL DEVIATORS FOR 3-POINT LOCKING WITH INTERNAL RODS.
Front plate mm 22x3 in stainless steel.
To be used with locks PERFORMA, series 7275* - 7295*.
For locks with backset mm 25, 30, 35, 40 — **720400322** — 1 - 1



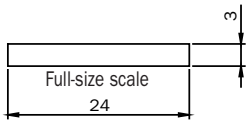

HOOK DEVIATORS FOR 3-POINT LOCKING WITH INTERNAL RODS.
Front plate mm 24x3 in stainless steel.
To be used with locks PERFORMA, series 7275* - 7295*.
For locks with backset mm 25, 30, 35, 40 — **720440342** — 1 - 1

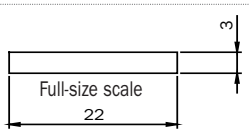

HOOK DEVIATORS FOR 3-POINT LOCKING WITH INTERNAL RODS.
Front plate mm 22x3 in stainless steel.
To be used with locks PERFORMA, series 7275* - 7295*.
For locks with backset mm 25, 30, 35, 40 — **720440322** — 1 - 1

Code | Single package | Multiple package | Min. ord.

Perforga

Accessories to be ordered separately



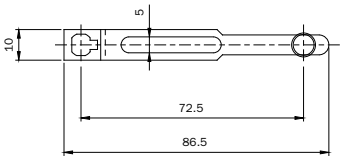

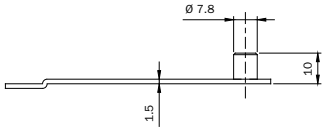

Pair of plates with pin to connect the lock or the deviators with screwd connections M4 and external rods.
In zinc-plated steel. **990853** 10 - 10

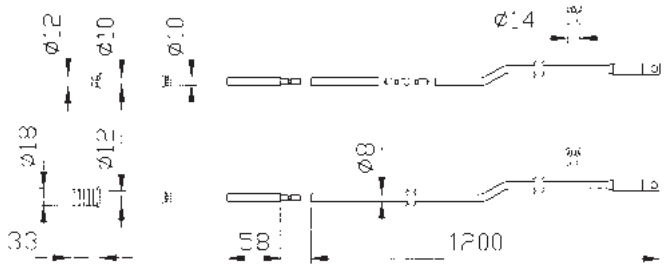

Pair of internal deviated rods. Zinc-plate tube Ø mm 8 with slotted hole for screwed connection M4.
Two tips Ø mm 8. Striker for nylon tip Ø mm 8. Two noiseproof nylon bushes. One rod connection.
Two nylon rod guides. Two lock-fixing plates. One antidust floor socket hole Ø mm 12.
For locks with rods screwed connection
series 7275* - 7295* - 782* - 783* - 963* **990850** 1 5 5

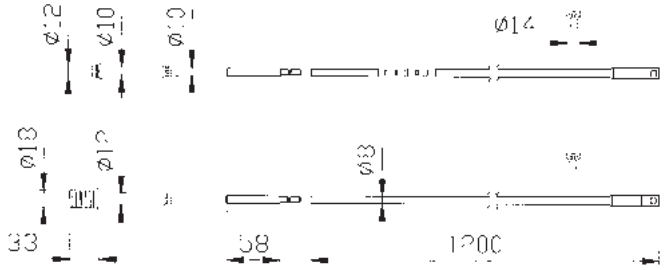

Pair of internal straight rods. Zinc-plate tube Ø mm 8 with slotted hole for screwed connection M4.
Two tips Ø mm 8. Striker for nylon tip Ø mm 8. Two noiseproof nylon bushes. One rod connection.
Two nylon rod guides. One antidust floor socket hole Ø mm 12.
For locks with rods screwed connection
series 7275* - 7295* - 782* - 783* - 963* **990851** 1 5 5



Threaded connection M8 for threaded rod. For use with 3-point locks for metal frames series 7275* - 7295* - 782* - 783* - 963* - 983* - 663*.
To be used with clutch or screwed connection. **990823** 20 - 20

Perforga 92 mm centre distance



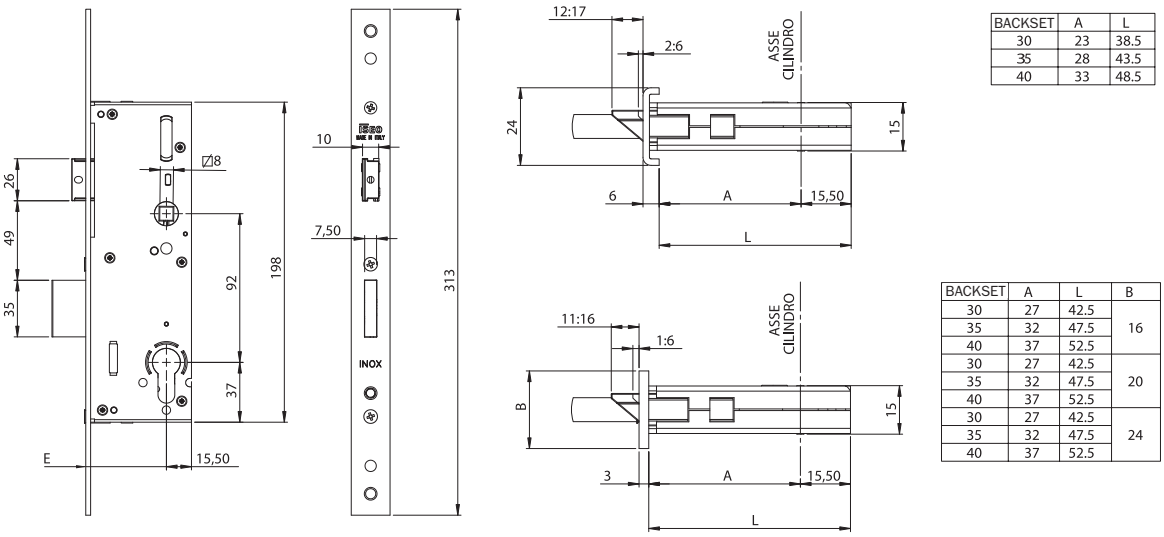

BACKSET	A	L
30	23	38.5
35	28	43.5
40	33	48.5

BACKSET	A	L	B
30	27	42.5	16
35	32	47.5	
40	37	52.5	
30	27	42.5	20
35	32	47.5	
40	37	52.5	
30	27	42.5	24
35	32	47.5	
40	37	52.5	

LATERAL mortice lock for metal frames, LATERAL LOCKING WITH **SLIDING DEADBOLT**,
centre distance mm **92**, European profile cylinder.
Throw mm 20, **reversible latchbolt.** The latchbolt can be replaced with roller or cap, mm 8 handle follower.
Closed case for lock.
2 nylon end blocks for U-version. Fixing screws. Instruction sheet.
The lock is equipped with a wheel-cam stopping device in case the cylinder
is not present into the housing of lock.
Stainless steel front plate.

Accessories to be ordered separately:
Roller FOR CENTRAL LOCK 040940
Cap for DEADBOLT only versions 040950
Striking plates
Electric strikers

Perforga 92 mm centre distance

	Code	Single package	Multiple package	Min. ord.
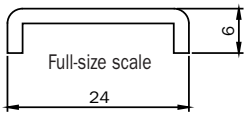				
U-front plate mm **313x24x6** in stainless steel. Backset mm 30	**7212213028**	1	10	10
U-front plate mm **313x24x6** in stainless steel. Backset mm 35	**7212213528**	1	10	10
U-front plate mm **313x24x6** in stainless steel. Backset mm 40	**7212214028**	1	10	10
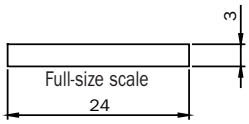				
Flat front plate mm **313x24x3** in stainless steel. Backset mm 30	**7212113028**	1	10	10
Flat front plate mm **313x24x3** in stainless steel. Backset mm 35	**7212113528**	1	10	10
Flat front plate mm **313x24x3** in stainless steel. Backset mm 40	**7212114028**	1	10	10
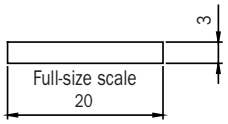				
Flat front plate mm **313x20x3** in stainless steel. Backset mm 30	**7212123028**	1	10	10
Flat front plate mm **313x20x3** in stainless steel. Backset mm 35	**7212123528**	1	10	10
Flat front plate mm **313x20x3** in stainless steel. Backset mm 40	**7212124028**	1	10	10
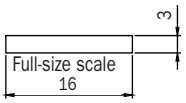				
Flat front plate mm **313x16x3** in stainless steel. Backset mm 30	**7212133028**	1	10	10
Flat front plate mm **313x16x3** in stainless steel. Backset mm 35	**7212133528**	1	10	10
Flat front plate mm **313x16x3** in stainless steel. Backset mm 40	**7212134028**	1	10	10

Performa

Accessories suitable for central lock

	Code	Single package	Multiple package	Min. ord.
 ROLLER KIT FOR PERFORMA, WITH NYLON INSERTS It can replace the latchbolt. For locks with backset mm 25, 30, 35, 40, 45, 50, 55, 60	**040940**	10	-	10
 CAP KIT FOR PERFORMA It can replace the latchbolt for DEADBOLTS only version. For locks with backset mm 25, 30, 35, 40, 45, 50, 55, 60	**040950**	10	-	10
 LATCHBOLT KIT FOR PERFORMA				
For locks 85/92 mm centre distance. With backset mm 30, 35, 40, 45, 50, 55, 60	**040990**	10	-	10
For locks 85 mm centre distance. With backset mm 25 centre distance 85	**040995**	10	-	10
For locks 92 mm centre distance. With backset mm 25 centre distance 92	**040992**	10	-	10

Perforga Electric and mechanical version

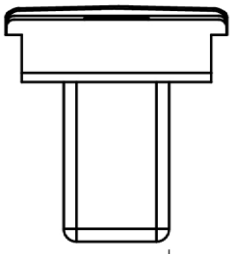

Full-size scale

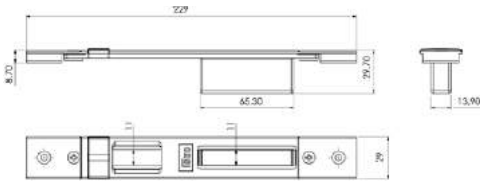

Door profile

ALCAN abithal Keeper Porta 53-60 / Abithal Keeper Porta 61-68 Abithal Porta / Winner Porta
ALCOA fb 12 Blindato / Formula F40 Porta / Formula F40 Tt Porta Formula F50 Porta / Formula F50 Tt Porta / Formula F60 Tt Porta Plana 1 Anta / Plana 2 Ante
ALL.CO all.Co 5 Porta / All.Co 5 Tt Porta / Export 50 Porta Export 50 Tt Porta / Sicurblin 65
ALNOR montreal Porta
ALU-K alublindo / N 45 Porta / N 53 Porta / N 55 Tt Porta N 62 Tt Porta
ALU-MEC synthesis 57 Porta / Synthesis 60Tt Porta
ALUSUISSE alsec 2000 Porta 59 / Alsec 2000 Porta 69
BODEGA extrablind 70
DOMAL domal Break 52 Porta / Domal Break 70 Porta Domal Security Porta / Domal Shops Porta / Domal Stopper Pg Porta
ESA blindal 60 Porta 1 Anta / Blindal 60 Porta 2 Ante Blindal 70 Porta 1 Anta / Blindal 70 Porta 2 Ante
FRESIA global 48 Porta
INDINVEST alpha 445 Porta 2 Ante
METRA nc 45 International Porta / Nc 45 Superthermic Porta Nc 55 International Porta / Nc 68 Superthermic Porta Nuovo Nc 50 Porta / Superblindo
NEW TEC new Tec 50 Porta Complanare New Tec 52 Tt Porta Complanare / New Tec 68 Tt Porta Complanare
OCMAfc 60 Tt Porta / Sv 47 Porta 1 Anta / Sv 47 Porta 2 Ante Sv 62 Porta 1 Anta / Sv 62 Porta 2 Ante / Sv 62 Tt Porta 1 Anta Sv 62 Tt Porta 2 Ante
PASSERINI ekip Blindo / Ekip Maastricht 53 Porta 1 Anta Ekip Maastricht 53 Porta 2 Ante
Ekip Maastricht Th 60 Porta 1 Anta
Ekip Maastricht Th 60 Porta 2 Ante
Ekip Maastricht Th 68 Porta 1 Anta
Ekip Maastricht Th 68 Porta 2 Ante / Ekip Thermo 53 Porta
PROFILATI "Pe ""Eku 53"" Porta"
"Pe ""Eku 64 Tt"" Porta"
"Pe ""Eku 72 Tt"" Porta"
SCHÜCO royal 78 St Blindato / Royal S 50 N / Royal S 55 Tt Royal S 65 Tt
WICONA I60-A / L70-A

ADJUSTABLE closed striking plate for **CENTRAL LOCK** PERFORMA ELECTRIC AND MECHANICAL, all versions.
Flat front plate **29x229**
with vertical adjustment from 7 to 12 mm
and horizontal adjustment ± mm 2.

	Code	Single package	Multiple package	Min. ord.
Black-painted steel	**038630**	10	-	10
Stainless steel	**038640**	10	-	10

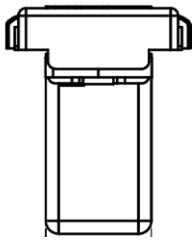

Full-size scale

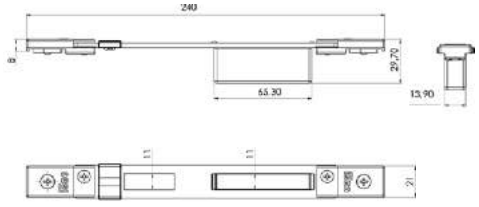

Euro groove

ALCAN abithal Cristal / Abithal Keeper Porta C.E. / Winner Finestra
ALCOA fb 12 Ga / Europa Ga / Fb 12 T.T. / R 35 REVERSIBLE R 35 Sormonto
ALL.CO export 40 Finestra / Export 45 Tt Finestra / Export 50 Finestra
Export 50 Tt Finestra / Final 40 Finestra / Sicurblin C.E.
ALU-MEC synthesis 45 Finestra / Synthesis 57 Finestra Synthesis 60 Tt Finestra
ALUSUISSE alsec 2000 Finestra 59 / Alsec 2000 Finestra 69
BODEGA bga 50 / New Bt 60
DOMAL domal Break 52 Finestra / Domal Break 70 Finestra Domal Stopper Pg Finestra
EQUIPE sistema 8000 G.A. Finestra 1 Anta
Sistema 8000 G.A. Finestra 2 Ante / Sistema 8000 Tt Finestra 1 Anta
Sistema 8000 Tt Finestra 2 Ante
ESA isola Porta
ESEDRA ga 53 Porta / Tt 63 Porta / Tt 75 Porta
INDINVEST gold 400 Complanare / Gold 400 Sormonto Gold 500 Complanare / Gold 500 Sormonto / Gold 600 Complanare Gold 600 Sormonto
METRA nc 45 International Finestra / Nc 45 Superthermic Finestra Nc 55 International Finestra / Nc 68 Superthermic Finestra Nuovo Nc 40 Sorm. 2 Ante Con Riporto / Nuovo Nc 40 Sormonto 1 Anta
MORELLI ma 8300
OCMA fc 47 Finestra / Fc 55 Finestra / Fc 60 Tt Finestra
PASSERINI ekip 40 Evoluzione 1 Anta / Ekip 40 Evoluzione 2 Ante Ekip 40 Sormonto 1 Anta / Ekip 40 Sormonto 2 Ante
Ekip Maastricht 53 Finestra / Ekip Maastricht Th 60 Finestra Ekip Maastricht Th 68 Finestra
PROFILATI "Pe ""Eku 53"" Finestra" / "Pe ""Eku 64 Tt"" Finestra" "Pe ""Eku 72 Tt"" Finestra" /Sistema 1 Pe 40 Comp./Est. 1 Anta Sistema 1 Pe 40 Sormonto 1 Anta / Sistema 1 Pe 50 Comp./ Est. 1 Anta
Sistema 1 Pe 50 Sormonto 1 Anta

ADJUSTABLE closed striking plate for **CENTRAL LOCK** PERFORMA ELECTRIC AND MECHANICAL, all versions.
Flat front plate **21x240**
with vertical adjustment through threaded plates
and horizontal adjustment ± mm 9.

	Code	Single package	Multiple package	Min. ord.
Black-painted steel	**038631**	10	-	10
Stainless steel	**038641**	10	-	10

Performa Electric and mechanical version



Full-size scale



ALCOA alublind / R 40 RÉVERSIBLE 1 Anta / R 40 RÉVERSIBLE 2 Ante
R 40 Sormonto 1 Anta / R 40 Sormonto 2 Ante
R 50 Sormonto 1 Anta / R 50 Sormonto 2 Ante
R 50 Tt Sormonto 1 Anta / R 50 Tt Sormonto 2 Ante
R 60 Tt Complanare
ALL.CO all.Co 5 RÉVERSIBLE / All.Co 5 Sormonto / Ites P4 Sormonto
ALU-K n 45 RÉVERSIBLE
ESA giuntall Porta
FRESIA global 41 Complanare / Global 41 Sormonto
Global 48 Complanare / Global 48 Sormonto / Global 70 Taglio Termico
METRA nuovo Nc 50 Sormonto 1 Anta / Nuovo Nc 50 Sormonto 2 Ante
New Tecnew Tec 50 Porta Sormonto / New Tec 52 Tt Porta Sormonto
New Tec 60 Tt Porta Sormonto / New Tec 68 Tt Porta Sormonto
PASSERINI ekip 50 Sormonto 1 Anta / Ekip 50 Sormonto 2 Ante

ADJUSTABLE closed striking plate for **CENTRAL LOCK**
PERFORMA ELECTRIC AND MECHANICAL, all versions.
Black-painted zamak. Flat front plate **30x247,5**
horizontal adjustment ± 9 mm — **038632** — 10 - 10

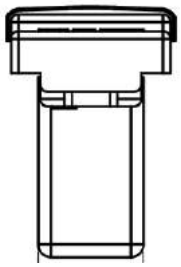

Full-size scale

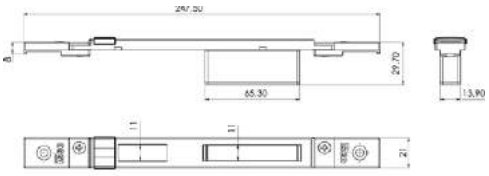

ALL.CO all.Co 5 Complanare / Ites P4 Complanare
ALNOR blindo Block / Montreal G.A.
ALU-K n 53 Complanare / N 55 Tt Complanare
ESA giuntall Complanare
INDINVEST alpha 255 Complanare / Alpha 370 Tt Complanare
Alpha 445 Finestra / Alpha 445 Porta 1 Anta
Alpha 658 Tt Complanare / Alpha Blitz 2000
Alpha Globo 45 / Alpha Globo 55
METRA nuovo Nc 40 Complanare / Nuovo Nc 40 Sormonto 2 Ante
Nuovo Nc 50 Complanare
PASSERINI ekip 40 Complanare 1 Anta
Ekip 40 Complanare 2 Ante
Ekip 50 Complanare 1 Anta / Ekip 50 Complanare 2 Ante
Ekip Thermo 53 Finestra 1 Anta / Ekip Thermo 53 Finestra 2 Ante
Ekip Thermo 58 Finestra 1 Anta / Ekip Thermo 58 Finestra 2 Ante
PROFILATI sistema 1 Pe 40 Comp./Est. 2 Ante
Sistema 1 Pe 40 Sormonto 2 Ante / Sistema 1 Pe 50 Comp. Est. 2 Ante
Sistema 1 Pe 50 Sormonto 2 Ante

ADJUSTABLE closed striking plate for **CENTRAL LOCK**
PERFORMA ELECTRIC AND MECHANICAL, all versions.
Black-painted zamak. Flat front plate **21x247,5**
horizontal adjustment ± 9 mm — **038633** — 10 - 10

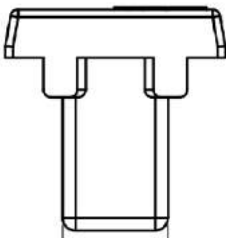

Full-size scale

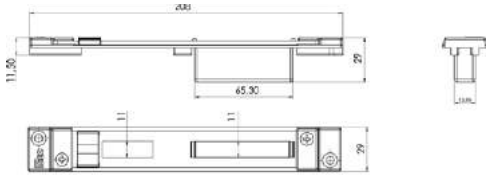

"Erre" profile

ALCOA alublind / R 40 RÉVERSIBLE 1 Anta
R 40 RÉVERSIBLE 2 Ante
R 40 Sormonto 1 Anta / R 40 Sormonto 2 Ante
R 50 Sormonto 1 Anta / R 50 Sormonto 2 Ante
R 50 Tt Sormonto 1 Anta / R 50 Tt Sormonto 2 Ante
R 60 Tt Complanare

ADJUSTABLE closed striking plate for **CENTRAL LOCK**
PERFORMA ELECTRIC AND MECHANICAL, all versions.
Flat front plate **29x208** horizontal adjustment ± 13 mm
Black-painted steel — **038634** — 10 - 10
Stainless steel — **038644** — 10 - 10

Code | Single package | Multiple package | Min. ord.

Performa Mechanical version

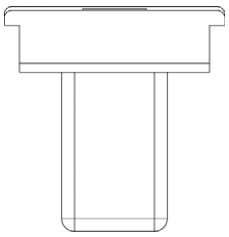

Full-size scale

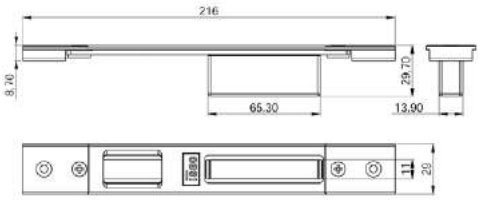

ADJUSTABLE closed striking plate for **CENTRAL LOCK**
PERFORMA MECHANICAL, all versions.
Black-painted steel. Flat front plate **29x216**
with vertical adjustment from 7 to 12 mm
and horizontal adjustment ± mm 2.

Door profile

ALCAN abithal Keeper Porta 53-60 / Abithal Keeper Porta 61-68
Abithal Porta / Winner Porta
ALCOA fb 12 Blindato / Formula F40 Porta / Formula F40 Tt Porta
Formula F50 Porta / Formula F50 Tt Porta / Formula F60 Tt Porta
Plana 1 Anta / Plana 2 Ante
ALL.CO all.Co 5 Porta / All.Co 5 Tt Porta / Export 50 Porta
Export 50 Tt Porta / Sicurblin 65
ALNOR montreal Porta
ALU-K alublindo / N 45 Porta / N 53 Porta / N 55 Tt Porta
N 62 Tt Porta
ALU-MEC synthesis 57 Porta / Synthesis 60Tt Porta
ALUSUISSE alsec 2000 Porta 59 / Alsec 2000 Porta 69
BODEGA extrablind 70
DOMAL domal Break 52 Porta / Domal Break 70 Porta
Domal Security Porta / Domal Shops Porta / Domal Stopper
Pg Porta
ESA blindal 60 Porta 1 Anta / Blindal 60 Porta 2 Ante
Blindal 70 Porta 1 Anta / Blindal 70 Porta 2 Ante
FRESIA global 48 Porta
INDINVEST alpha 445 Porta 2 Ante
METRA nc 45 International Porta / Nc 45 Superthermic Porta
Nc 55 International Porta / Nc 68 Superthermic Porta
Nuovo Nc 50 Porta / Superblindo
NEW TEC new Tec 50 Porta Complanare
New Tec 52 Tt Porta Complanare / New Tec 68 Tt Porta
Complanare
OCMAfc 60 Tt Porta / Sv 47 Porta 1 Anta / Sv 47 Porta 2 Ante
Sv 62 Porta 1 Anta / Sv 62 Porta 2 Ante / Sv 62 Tt Porta 1 Anta
Sv 62 Tt Porta 2 Ante
PASSERINI ekip Blindo / Ekip Maastricht 53 Porta 1 Anta
Ekip Maastricht 53 Porta 2 Ante
Ekip Maastricht Th 60 Porta 1 Anta
Ekip Maastricht Th 60 Porta 2 Ante
Ekip Maastricht Th 68 Porta 1 Anta
Ekip Maastricht Th 68 Porta 2 Ante / Ekip Thermo 53 Porta
PROFILATI "Pe ""Eku 53"" Porta"
"Pe ""Eku 64 Tt"" Porta"
"Pe ""Eku 72 Tt"" Porta"
SCHÜCO royal 78 St Blindato / Royal S 50 N / Royal S 55 Tt
Royal S 65 Tt
WICONA I60-A / L70-A

■ **038620** 10 - 10

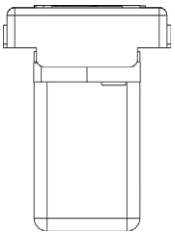

Full-size scale

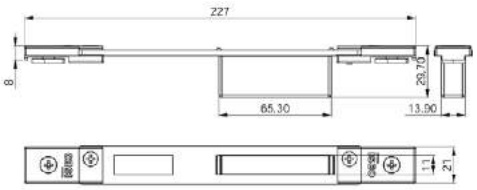

ADJUSTABLE closed striking plate
for **CENTRAL LOCK**
PERFORMA MECHANICAL, all versions.
Black-painted steel. Flat front plate **22x227**
with vertical adjustment through threaded plates
and horizontal adjustment ± mm 9.

Euro groove

ALCAN abithal Cristal / Abithal Keeper Porta C.E. / Winner Finestra
ALCOA fb 12 Ga / Europa Ga / Fb 12 T.T. / R 35 REVERSIBLE
R 35 Sormonto
ALL.CO export 40 Finestra / Export 45 Tt Finestra / Export 50
Finestra
Export 50 Tt Finestra / Final 40 Finestra / Sicurblin C.E.
ALU-MEC synthesis 45 Finestra / Synthesis 57 Finestra
Synthesis 60 Tt Finestra
ALUSUISSE alsec 2000 Finestra 59 / Alsec 2000 Finestra 69
BODEGA bga 50 / New Bt 60
DOMAL domal Break 52 Finestra / Domal Break 70 Finestra
Domal Stopper Pg Finestra
EQUIPE sistema 8000 G.A. Finestra 1 Anta
Sistema 8000 G.A. Finestra 2 Ante / Sistema 8000 Tt Finestra
1 Anta
Sistema 8000 Tt Finestra 2 Ante
ESA isola Porta
ESEDRA ga 53 Porta / Tt 63 Porta / Tt 75 Porta
INDINVEST gold 400 Complanare / Gold 400 Sormonto
Gold 500 Complanare / Gold 500 Sormonto / Gold 600 Complanare
Gold 600 Sormonto
METRA nc 45 International Finestra / Nc 45 Superthermic Finestra
Nc 55 International Finestra / Nc 68 Superthermic Finestra
Nuovo Nc 40 Sorm. 2 Ante Con Riporto / Nuovo Nc 40 Sormonto
1 Anta
MORELLI ma 8300
OCMA fc 47 Finestra / Fc 55 Finestra / Fc 60 Tt Finestra
PASSERINI ekip 40 Evoluzione 1 Anta / Ekip 40 Evoluzione 2 Ante
Ekip 40 Sormonto 1 Anta / Ekip 40 Sormonto 2 Ante
Ekip Maastricht 53 Finestra / Ekip Maastricht Th 60 Finestra
Ekip Maastricht Th 68 Finestra
PROFILATI "Pe ""Eku 53"" Finestra" / "Pe ""Eku 64 Tt"" Finestra"
"Pe ""Eku 72 Tt"" Finestra" /Sistema 1 Pe 40 Comp./Est. 1 Anta
Sistema 1 Pe 40 Sormonto 1 Anta / Sistema 1 Pe 50 Comp./
Est. 1 Anta
Sistema 1 Pe 50 Sormonto 1 Anta

■ **038621** 10 - 10

■ = Discontinued

Code | Single package | Multiple package | Min. ord.

Performa Mechanical version



Full-size scale

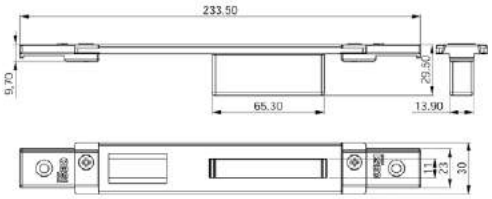

ALCOA alublind / R 40 RÉVERSIBLE 1 Anta / R 40 RÉVERSIBLE 2 Ante
R 40 Sormonto 1 Anta / R 40 Sormonto 2 Ante
R 50 Sormonto 1 Anta / R 50 Sormonto 2 Ante
R 50 Tt Sormonto 1 Anta / R 50 Tt Sormonto 2 Ante
R 60 Tt Complanare
ALL.CO all.Co 5 RÉVERSIBLE / All.Co 5 Sormonto / Ites P4 Sormonto
ALU-K n 45 RÉVERSIBLE
ESA giuntall Porta
FRESIA global 41 Complanare / Global 41 Sormonto
Global 48 Complanare / Global 48 Sormonto / Global 70 Taglio Termico
METRA nuovo Nc 50 Sormonto 1 Anta / Nuovo Nc 50 Sormonto 2 Ante
New Tecnew Tec 50 Porta Sormonto / New Tec 52 Tt Porta Sormonto
New Tec 60 Tt Porta Sormonto / New Tec 68 Tt Porta Sormonto
PASSERINI ekip 50 Sormonto 1 Anta / Ekip 50 Sormonto 2 Ante

ADJUSTABLE closed striking plate for **CENTRAL LOCK**
PERFORMA MECHANICAL, all versions.
Black-painted zamak.
Flat front plate **30x5,1x233,5**
horizontal adjustment ± 9 mm

■ **038622** 10 - 10

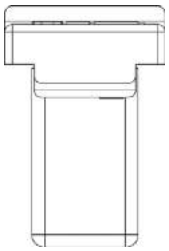

Full-size scale

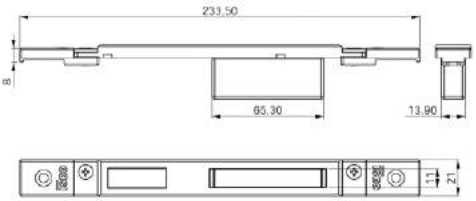

ALL.CO all.Co 5 Complanare / Ites P4 Complanare
ALNOR blindo Block / Montreal G.A.
ALU-K n 53 Complanare / N 55 Tt Complanare
ESA giuntall Complanare
INDINVEST alpha 255 Complanare / Alpha 370 Tt Complanare
Alpha 445 Finestra / Alpha 445 Porta 1 Anta
Alpha 658 Tt Complanare / Alpha Blitz 2000
Alpha Globo 45 / Alpha Globo 55
METRA nuovo Nc 40 Complanare / Nuovo Nc 40 Sormonto 2 Ante
Nuovo Nc 50 Complanare
PASSERINI ekip 40 Complanare 1 Anta
Ekip 40 Complanare 2 Ante
Ekip 50 Complanare 1 Anta / Ekip 50 Complanare 2 Ante
Ekip Thermo 53 Finestra 1 Anta / Ekip Thermo 53 Finestra 2 Ante
Ekip Thermo 58 Finestra 1 Anta / Ekip Thermo 58 Finestra 2 Ante
PROFILATI sistema 1 Pe 40 Comp./Est. 2 Ante
Sistema 1 Pe 40 Sormonto 2 Ante / Sistema 1 Pe 50 Comp. Est. 2 Ante
Sistema 1 Pe 50 Sormonto 2 Ante

ADJUSTABLE closed striking plate for **CENTRAL LOCK**
PERFORMA MECHANICAL, all versions.
Black-painted zamak.
Flat front plate **21x8x233,5**
horizontal adjustment ± 9 mm

■ **038623** 10 - 10



Full-size scale

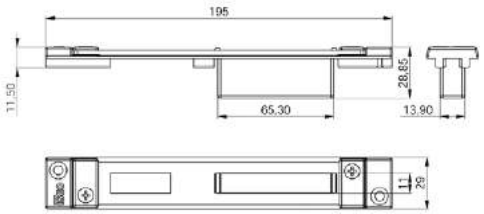

"Erre" profile
ALCOA alublind / R 40 RÉVERSIBLE 1 Anta
R 40 RÉVERSIBLE 2 Ante
R 40 Sormonto 1 Anta / R 40 Sormonto 2 Ante
R 50 Sormonto 1 Anta / R 50 Sormonto 2 Ante
R 50 Tt Sormonto 1 Anta / R 50 Tt Sormonto 2 Ante
R 60 Tt Complanare

ADJUSTABLE closed striking plate for **CENTRAL LOCK**
PERFORMA MECHANICAL, all versions. Black-painted steel.
Flat front plate **29x195**
horizontal adjustment ± 13 mm

■ **038624** 10 - 10

■ = Discontinued

Performa Deviators

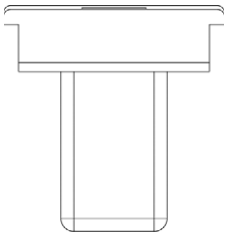

Full-size scale

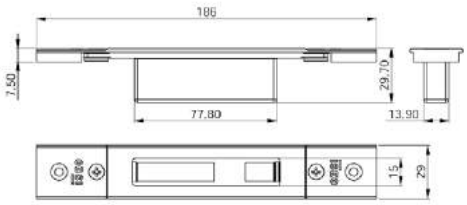

Door profile

ALCAN abithal Keeper Porta 53-60 / Abithal Keeper Porta 61-68
Abithal Porta / Winner Porta
ALCOA fb 12 Blindato / Formula F40 Porta / Formula F40 Tt Porta
Formula F50 Porta / Formula F50 Tt Porta / Formula F60 Tt Porta
Plana 1 Anta / Plana 2 Ante
ALL.CO all.Co 5 Porta / All.Co 5 Tt Porta / Export 50 Porta
Export 50 Tt Porta / Sicurblin 65
ALNOR montreal Porta
ALU-K alublindo / N 45 Porta / N 53 Porta / N 55 Tt Porta
N 62 Tt Porta
ALU-MEC synthesis 57 Porta / Synthesis 60Tt Porta
ALUSUISSE alsec 2000 Porta 59 / Alsec 2000 Porta 69
BODEGA extrablind 70
DOMAL domal Break 52 Porta / Domal Break 70 Porta
Domal Security Porta / Domal Shops Porta / Domal Stopper Pg Porta
ESA blindal 60 Porta 1 Anta / Blindal 60 Porta 2 Ante
Blindal 70 Porta 1 Anta / Blindal 70 Porta 2 Ante
FRESIA global 48 Porta
INDINVEST alpha 445 Porta 2 Ante
METRA nc 45 International Porta / Nc 45 Superthermic Porta
Nc 55 International Porta / Nc 68 Superthermic Porta
Nuovo Nc 50 Porta / Superblindo
NEW TEC new Tec 50 Porta Complanare
New Tec 52 Tt Porta Complanare / New Tec 68 Tt Porta Complanare
OCMAfc 60 Tt Porta / Sv 47 Porta 1 Anta / Sv 47 Porta 2 Ante
Sv 62 Porta 1 Anta / Sv 62 Porta 2 Ante / Sv 62 Tt Porta 1 Anta
Sv 62 Tt Porta 2 Ante
PASSERINI ekip Blindo / Ekip Maastricht 53 Porta 1 Anta
Ekip Maastricht 53 Porta 2 Ante / Ekip Maastricht Th 60 Porta 1 Anta
Ekip Maastricht Th 60 Porta 2 Ante
Ekip Maastricht Th 68 Porta 1 Anta
Ekip Maastricht Th 68 Porta 2 Ante / Ekip Thermo 53 Porta
PROFILATI "Pe ""Eku 53"" Porta"
"Pe ""Eku 64 Tt"" Porta"
"Pe ""Eku 72 Tt"" Porta"
SCHÜCO royal 78 St Blindato / Royal S 50 N / Royal S 55 Tt
Royal S 65 Tt
WICONA I60-A / L70-A

ADJUSTABLE closed striking plate for **DEVIATORS** PERFORMA. Flat front plate **29x186**
with vertical adjustment from 7 to 12 mm
and horizontal adjustment ± 2mm

	Code	Single package	Multiple package	Min. ord.
Black-painted steel	**038720**	10	-	10
Stainless steel	**038730**	10	-	10

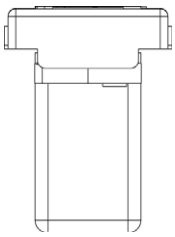

Full-size scale

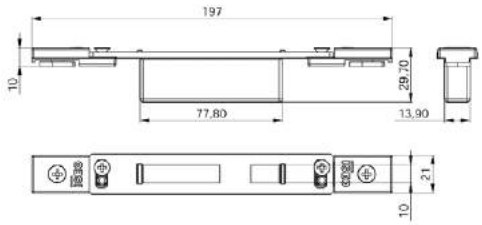

Euro groove

ALCAN abithal Cristal / Abithal Keeper Porta C.E. / Winner Finestra
ALCOA fb 12 Ga / Europa Ga / Fb 12 T.T. / R 35 REVERSIBLE
R 35 Sormonto
ALL.CO export 40 Finestra / Export 45 Tt Finestra / Export 50
Finestra
Export 50 Tt Finestra / Final 40 Finestra / Sicurblin C.E.
ALU-MEC synthesis 45 Finestra / Synthesis 57 Finestra
Synthesis 60 Tt Finestra
ALUSUISSE alsec 2000 Finestra 59 / Alsec 2000 Finestra 69
BODEGA bga 50 / New Bt 60
DOMAL domal Break 52 Finestra / Domal Break 70 Finestra
Domal Stopper Pg Finestra
EQUIPE sistema 8000 G.A. Finestra 1 Anta
Sistema 8000 G.A. Finestra 2 Ante / Sistema 8000 Tt Finestra
1 Anta
Sistema 8000 Tt Finestra 2 Ante
ESA isola Porta
ESEDRA ga 53 Porta / Tt 63 Porta / Tt 75 Porta
INDINVEST gold 400 Complanare / Gold 400 Sormonto
Gold 500 Complanare / Gold 500 Sormonto / Gold 600
Complanare
Gold 600 Sormonto
METRA nc 45 International Finestra / Nc 45 Superthermic Finestra
Nc 55 International Finestra / Nc 68 Superthermic Finestra
Nuovo Nc 40 Sorm. 2 Ante Con Riporto
Nuovo Nc 40 Sormonto 1 Anta
MORELLI ma 8300
OCMA fc 47 Finestra / Fc 55 Finestra / Fc 60 Tt Finestra
PASSERINI ekip 40 Evoluzione 1 Anta / Ekip 40 Evoluzione 2 Ante
Ekip 40 Sormonto 1 Anta / Ekip 40 Sormonto 2 Ante
Ekip Maastricht 53 Finestra / Ekip Maastricht Th 60 Finestra
Ekip Maastricht Th 68 Finestra
PROFILATI "Pe ""Eku 53"" Finestra"/ "Pe ""Eku 64 Tt"" Finestra"
"Pe ""Eku 72 Tt"" Finestra"/Sistema 1 Pe 40 Comp./Est. 1 Anta
Sistema 1 Pe 40 Sormonto 1 Anta / Sistema 1 Pe 50 Comp./
Est. 1 Anta
Sistema 1 Pe 50 Sormonto 1 Anta

ADJUSTABLE closed striking plate for **DEVIATORS** PERFORMA, Flat front plate **22x197**
with vertical adjustment through threaded plates
and horizontal adjustment ± 9 mm

	Code	Single package	Multiple package	Min. ord.
Black-painted steel	**038721**	10	-	10
Stainless steel	**038731**	10	-	10

Code | Single package | Multiple package | Min. ord.

Performa Deviators



Full-size scale

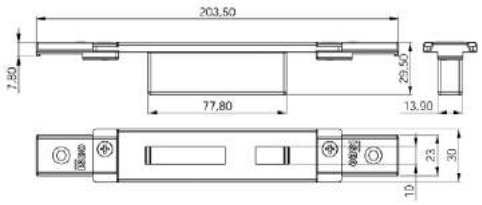

ALCOA alublind / R 40 RÉVERSIBLE 1 Anta / R 40 RÉVERSIBLE 2 Ante
R 40 Sormonto 1 Anta / R 40 Sormonto 2 Ante
R 50 Sormonto 1 Anta / R 50 Sormonto 2 Ante
R 50 Tt Sormonto 1 Anta / R 50 Tt Sormonto 2 Ante
R 60 Tt Complanare
ALL.CO all.Co 5 RÉVERSIBLE / All.Co 5 Sormonto / Ites P4 Sormonto
ALU-K n 45 RÉVERSIBLE
ESA giuntall Porta
FRESIA global 41 Complanare / Global 41 Sormonto
Global 48 Complanare / Global 48 Sormonto / Global 70 Taglio Termico
METRA nuovo Nc 50 Sormonto 1 Anta / Nuovo Nc 50 Sormonto 2 Ante
New Tecnew Tec 50 Porta Sormonto / New Tec 52 Tt Porta Sormonto
New Tec 60 Tt Porta Sormonto / New Tec 68 Tt Porta Sormonto
PASSERINI ekip 50 Sormonto 1 Anta / Ekip 50 Sormonto 2 Ante

ADJUSTABLE closed striking plate for **DEVIATORS**
PERFORMA. Black-painted zamak.
Flat front plate **30x5,5x203,5**
horizontal adjustment ± 9 mm — **038722** — 10 - 10

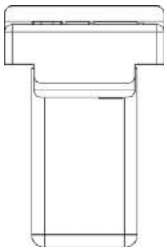

Full-size scale

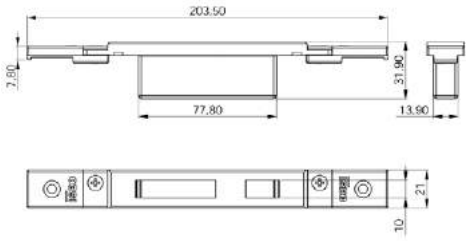

ALL.CO all.Co 5 Complanare / Ites P4 Complanare
ALNOR blindo Block / Montreal G.A.
ALU-K n 53 Complanare / N 55 Tt Complanare
ESA giuntall Complanare
INDINVEST alpha 255 Complanare / Alpha 370 Tt Complanare
Alpha 445 Finestra / Alpha 445 Porta 1 Anta
Alpha 658 Tt Complanare / Alpha Blitz 2000
Alpha Globo 45 / Alpha Globo 55
METRA nuovo Nc 40 Complanare / Nuovo Nc 40 Sormonto 2 Ante
Nuovo Nc 50 Complanare
PASSERINI ekip 40 Complanare 1 Anta / Ekip 40 Complanare 2 Ante
Ekip 50 Complanare 1 Anta / Ekip 50 Complanare 2 Ante
Ekip Thermo 53 Finestra 1 Anta / Ekip Thermo 53 Finestra 2 Ante
Ekip Thermo 58 Finestra 1 Anta / Ekip Thermo 58 Finestra 2 Ante
PROFILATI sistema 1 Pe 40 Comp./Est. 2 Ante
Sistema 1 Pe 40 Sormonto 2 Ante
Sistema 1 Pe 50 Comp./Est. 2 Ante
Sistema 1 Pe 50 Sormonto 2 Ante

ADJUSTABLE closed striking plate for **DEVIATORS**
PERFORMA. Black-painted zamak.
Flat front plate **21x8x203,5**
horizontal adjustment ± 9 mm — **038723** — 10 - 10

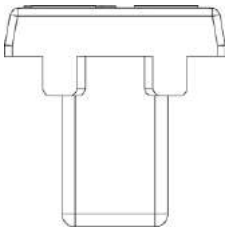

Full-size scale

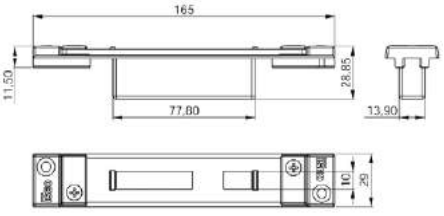

"Erre" profile

ALCOA alublind / R 40 RÉVERSIBLE 1 Anta
R 40 RÉVERSIBLE 2 Ante
R 40 Sormonto 1 Anta / R 40 Sormonto 2 Ante
R 50 Sormonto 1 Anta / R 50 Sormonto 2 Ante
R 50 Tt Sormonto 1 Anta / R 50 Tt Sormonto 2 Ante
R 60 Tt Complanare

ADJUSTABLE closed striking plate for **DEVIATORS**
PERFORMA. Flat front plate **29x165**
horizontal adjustment ± 13 mm
Black-painted steel — **038724** — 10 - 10
Stainless steel — **038734** — 10 - 10

Code | Single package | Multiple package | Min. ord.

Performa Mechanical version



Full-size scale

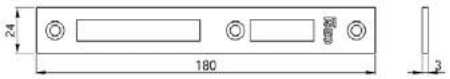

ALCOA Fb 12 Blindato
Fb 12 Trad./Revamping
Gr 9
Plana 1 Anta
ESA Blindal 60 Porta 1 Anta
Blindal 60 Porta 2 Ante
ESA Blindal 70 Porta 1 Anta
Blindal 70 Porta 2 Ante
SCHÜCO Royal S 50 N
Royal S 55 Tt
Royal S 65 Tt

Striking plates
FOR CENTRAL LOCK PERFORMA.
Stainless steel. Flat front plate **24x3x180** — **038230** — 10 - 10
Nickel plated steel. Flat front plate **24x3x180**. — **038230H3** — 10 - 10



Full-size scale

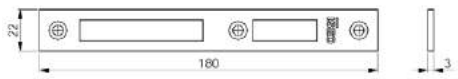

Alcan Abithal Cristal / Abithal Keeper Porta C.E.
Winner Finestra
Alcoa Fb 12 Ga / Europa Ga / Fb 12 T.T. / R 35 RÉVERSIBLE
R 35 Sormonto
All.Co Export 40 Finestra / Export 50 Finestra
Export 50 Tt Finestra / Final 40 Finestra / Sicurblin C.E.
Alu-mec Synthesis 45 Finestra / Synthesis 57 Finestra
Synthesis 60 Tt Finestra
Alusuisse Alsec 2000 Finestra 59 / Alsec 2000 Finestra 69
Bodega Bga 50 / New Bt 60
Domal Domal Break 52 Finestra / Domal Break 70 Finestra
Domal Stopper Pg Finestra
Equipe Sistema 8000 G.A. Finestra 1 Anta
Sistema 8000 G.A. Finestra 2 Ante
Esa Isola Porta
Esedra Ga 53 Porta / Ga 53 Porta / Tt 63 Porta / Tt 63 Porta
Tt 75 Porta / Tt 75 Porta
Indinvest Gold 400 Complanare / Gold 400 Sormonto
Gold 500 Complanare / Gold 500 Sormonto
Gold 600 Complanare / Gold 600 Sormonto
Metra Nc 45 International Finestra / Nc 45 Superthermic Finestra
Nc 55 International Finestra / Nc 68 Superthermic Finestra
Morelli Ma 8300
Ocma Fc 47 Finestra / Fc 55 Finestra / Fc 60 Tt Finestra
Passerini Ekip 40 Evoluzione 2 Ante / Ekip 40 Sormonto 2 Ante
Ekip 50 Sormonto 2 Ante / Ekip Maastricht 53 Finestra
Ekip Maastricht Th 60 Finestra / Ekip Maastricht Th 68 Finestra
Profilati "Pe ""Eku 53"" Finestra" / "Pe ""Eku 64 Tt"" Finestra"
"Pe ""Eku 72 Tt"" Finestra"

Striking plates
FOR CENTRAL LOCK PERFORMA.
Stainless steel. Flat front plate **22x3x180**. — **038231** — 10 - 10

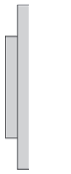

Full-size scale

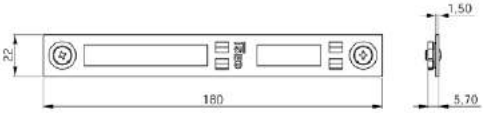

Alcan Abithal Cristal / Abithal Keeper Porta C.E.
Winner Finestra
Alcoa Fb 12 Ga / Europa Ga / Fb 12 T.T. / R 35 RÉVERSIBLE
R 35 Sormonto
All.Co Export 40 Finestra / Export 50 Finestra
Export 50 Tt Finestra / Final 40 Finestra / Sicurblin C.E.
Alu-mec Synthesis 45 Finestra / Synthesis 57 Finestra
Synthesis 60 Tt Finestra
Alusuisse Alsec 2000 Finestra 59 / Alsec 2000 Finestra 69
Bodega Bga 50 / New Bt 60
Domal Domal Break 52 Finestra / Domal Break 70 Finestra
Domal Stopper Pg Finestra
Equipe Sistema 8000 G.A. Finestra 1 Anta
Sistema 8000 G.A. Finestra 2 Ante
Esa Isola Porta
Esedra Ga 53 Porta / Ga 53 Porta / Tt 63 Porta / Tt 63 Porta
Tt 75 Porta / Tt 75 Porta
Indinvest Gold 400 Complanare / Gold 400 Sormonto
Gold 500 Complanare / Gold 500 Sormonto
Gold 600 Complanare / Gold 600 Sormonto
Metra Nc 45 International Finestra / Nc 45 Superthermic Finestra
Nc 55 International Finestra / Nc 68 Superthermic Finestra
Morelli Ma 8300
Ocma Fc 47 Finestra / Fc 55 Finestra / Fc 60 Tt Finestra
Passerini Ekip 40 Evoluzione 2 Ante / Ekip 40 Sormonto 2 Ante
Ekip 50 Sormonto 2 Ante / Ekip Maastricht 53 Finestra
Ekip Maastricht Th 60 Finestra / Ekip Maastricht Th 68 Finestra
Profilati "Pe ""Eku 53"" Finestra" / "Pe ""Eku 64 Tt"" Finestra"
"Pe ""Eku 72 Tt"" Finestra"

Striking plates
FOR CENTRAL LOCK PERFORMA.
Stainless steel. Flat front plate **22x1,5x180**. — **038235** — 10 - 10

Performa Mechanical version

	Code	Single package	Multiple package	Min. ord.



Full-size scale

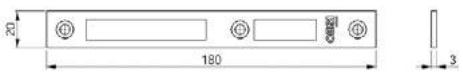

METRA PARETI MOBILI

Striking plates
FOR CENTRAL LOCK PERFORMA.
Stainless steel. Flat front plate **20x3x180**. **038228** 10 - 10



Full-size scale

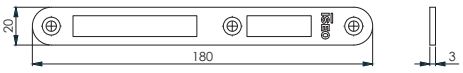

METRA PARETI MOBILI

Front plate **ROUND EDGE**. Striking plates
FOR CENTRAL LOCK PERFORMA.
Stainless steel. Flat front plate **20x3x180**. **038229** 10 - 10



Full-size scale



ALCOA Fb 12 Blindato
Fb 12 Trad./Revamping
Gr 9
Plana 1 Anta
ESA Blindal 60 Porta 1 Anta
Blindal 60 Porta 2 Ante
ESA Blindal 70 Porta 1 Anta
Blindal 70 Porta 2 Ante
SCHÜCO Royal S 50 N
Royal S 55 Tt
Royal S 65 Tt

Striking plates
FOR DEVIATORS PERFORMA.
Stainless steel. Flat front plate **24x3x132** **038220** 10 - 10
Nickel plated steel. Flat front plate **24x3x132**. **038220H3** 10 - 10

Code | Single package | Multiple package | Min. ord.

Performa Mechanical version



Full-size scale

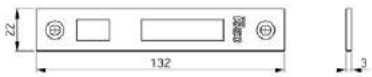

Alcan Abithal Cristal / Abithal Keeper Porta C.E.
Winner Finestra
Alcoa Fb 12 Ga / Europa Ga / Fb 12 T.T. / R 35 RÉVERSIBLE
R 35 Sormonto
All.Co Export 40 Finestra / Export 50 Finestra
Export 50 Tt Finestra / Final 40 Finestra / Sicurblin C.E.
Alu-mec Synthesis 45 Finestra / Synthesis 57 Finestra
Synthesis 60 Tt Finestra
Alusuisse Alsec 2000 Finestra 59 / Alsec 2000 Finestra 69
Bodega Bga 50 / New Bt 60
Domal Domal Break 52 Finestra / Domal Break 70 Finestra
Domal Stopper Pg Finestra
Equipe Sistema 8000 G.A. Finestra 1 Anta
Sistema 8000 G.A. Finestra 2 Ante
Esa Isola Porta
Esedra Ga 53 Porta / Ga 53 Porta / Tt 63 Porta / Tt 63 Porta
Tt 75 Porta / Tt 75 Porta
Indinvest Gold 400 Complanare / Gold 400 Sormonto
Gold 500 Complanare / Gold 500 Sormonto
Gold 600 Complanare / Gold 600 Sormonto
Metra Nc 45 International Finestra / Nc 45 Superthermic Finestra
Nc 55 International Finestra / Nc 68 Superthermic Finestra
Morelli Ma 8300
Ocma Fc 47 Finestra / Fc 55 Finestra / Fc 60 Tt Finestra
Passerini Ekip 40 Evoluzione 2 Ante / Ekip 40 Sormonto 2 Ante
Ekip 50 Sormonto 2 Ante / Ekip Maastricht 53 Finestra
Ekip Maastricht Th 60 Finestra / Ekip Maastricht Th 68 Finestra
Profilati "Pe ""Eku 53"" Finestra" / "Pe ""Eku 64 Tt"" Finestra"
"Pe ""Eku 72 Tt"" Finestra"

Striking plates
FOR DEVIATORS PERFORMA.
Stainless steel. Flat front plate **22x3x132**. **038221** 10 - 10

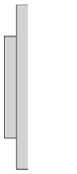

Full-size scale

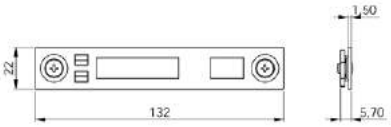

Alcan Abithal Cristal / Abithal Keeper Porta C.E.
Winner Finestra
Alcoa Fb 12 Ga / Europa Ga / Fb 12 T.T. / R 35 RÉVERSIBLE
R 35 Sormonto
All.Co Export 40 Finestra / Export 50 Finestra
Export 50 Tt Finestra / Final 40 Finestra / Sicurblin C.E.
Alu-mec Synthesis 45 Finestra / Synthesis 57 Finestra
Synthesis 60 Tt Finestra
Alusuisse Alsec 2000 Finestra 59 / Alsec 2000 Finestra 69
Bodega Bga 50 / New Bt 60
Domal Domal Break 52 Finestra / **Domal** Break 70 Finestra
Domal Stopper Pg Finestra
Equipe Sistema 8000 G.A. Finestra 1 Anta
Sistema 8000 G.A. Finestra 2 Ante
Esa Isola Porta
Esedra Ga 53 Porta / Ga 53 Porta / Tt 63 Porta / Tt 63 Porta
Tt 75 Porta / Tt 75 Porta
Indinvest Gold 400 Complanare / Gold 400 Sormonto
Gold 500 Complanare / Gold 500 Sormonto
Gold 600 Complanare / Gold 600 Sormonto
Metra Nc 45 International Finestra / Nc 45 Superthermic Finestra
Nc 55 International Finestra / Nc 68 Superthermic Finestra
Morelli Ma 8300
Ocma Fc 47 Finestra / Fc 55 Finestra / Fc 60 Tt Finestra
Passerini Ekip 40 Evoluzione 2 Ante / Ekip 40 Sormonto 2 Ante
Ekip 50 Sormonto 2 Ante / Ekip Maastricht 53 Finestra
Ekip Maastricht Th 60 Finestra / Ekip Maastricht Th 68 Finestra
Profilati "Pe"Eku 53 Finestra / "Pe" Eku 64 Tt Finestra
"Pe" Eku 72 Tt Finestra

Striking plates
FOR DEVIATORS PERFORMA.
Stainless steel. Flat front plate **22x1,5x132**. **038225** 10 - 10



Full-size scale

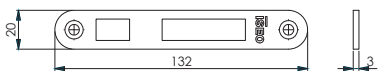

Metra Pareti mobili

Front plate **ROUND EDGE**. Striking plates
FOR DEVIATORS PERFORMA.
Stainless steel. Flat front plate **22x3x132**. **038226** 10 - 10

Performa Mechanical version

Full-size scale



Metra Pareti mobili

	Code	Single package	Multiple package	Min. ord.
Striking plates **FOR DEVIATORS** PERFORMA. Stainless steel. Flat front plate **20x3x132**.	**038227**	10	-	10

SWISSDOOR
DØRTEKNIK FOR PROFESSIONELLE



Top Exit DGT

Automatic lock

Top Exit DGT

Top Exit DGT is a smart closing device conceived and manufactured specifically for applications on metal frames in steel and aluminum.

Key points

The motorized movement of the deadbolts (and latchbolt) during both opening and closing operations is controlled by specific sensors and a powerful microprocessor, which guarantee constant security.

The lock software allows to manage the “hold open” function: the deadbolts are constantly unlocked allowing free entrance to anybody.

Top Exit DGT is available in three different versions that suit any application exigency:
- TYPE A with motorized deadbolts and adjustable roller latchbolt
- TYPE B with motorized deadbolts and mechanical latchbolt (manual operation)
- TYPE C with motorized deadbolts and latchbolt

All the versions can operate mechanically too, because the european cylinder and/or panic exit device operations don’t depend on power supply and impediments deriving from the contemporary operation of the motor.

The control unit allows the opening from exterior through accessories such as proximity readers, radio remote controls and electronic keys and through the connection to centralized access control systems.


ICIM

Certificazione di Prodotto
Product Certification

ISEO SERRATURE S.p.A.

ISEO FIAM

It is certified

Top Exit DGT has been conceived and manufactured in compliance with European standards EN1125, EN179, EN12209, prEN15685 and 14846.

Classification EN11125

3	7	6	A	1	4	2	2	A	B

Classification EN12209

2	X	8	0	0	G	7	H	A	2	0

Classification prEN15685:12

2	X	8	0	0	G	7	0	0	0

Classification EN14846

2	X	8	0	0	G	7	1	0

Classification EN179

3	7	6	A	1	4	4	2	A	B/D

ICIM CERTIFIED PRODUCT

Code | Single package | Multiple package | Min. ord.

Top Exit DGT



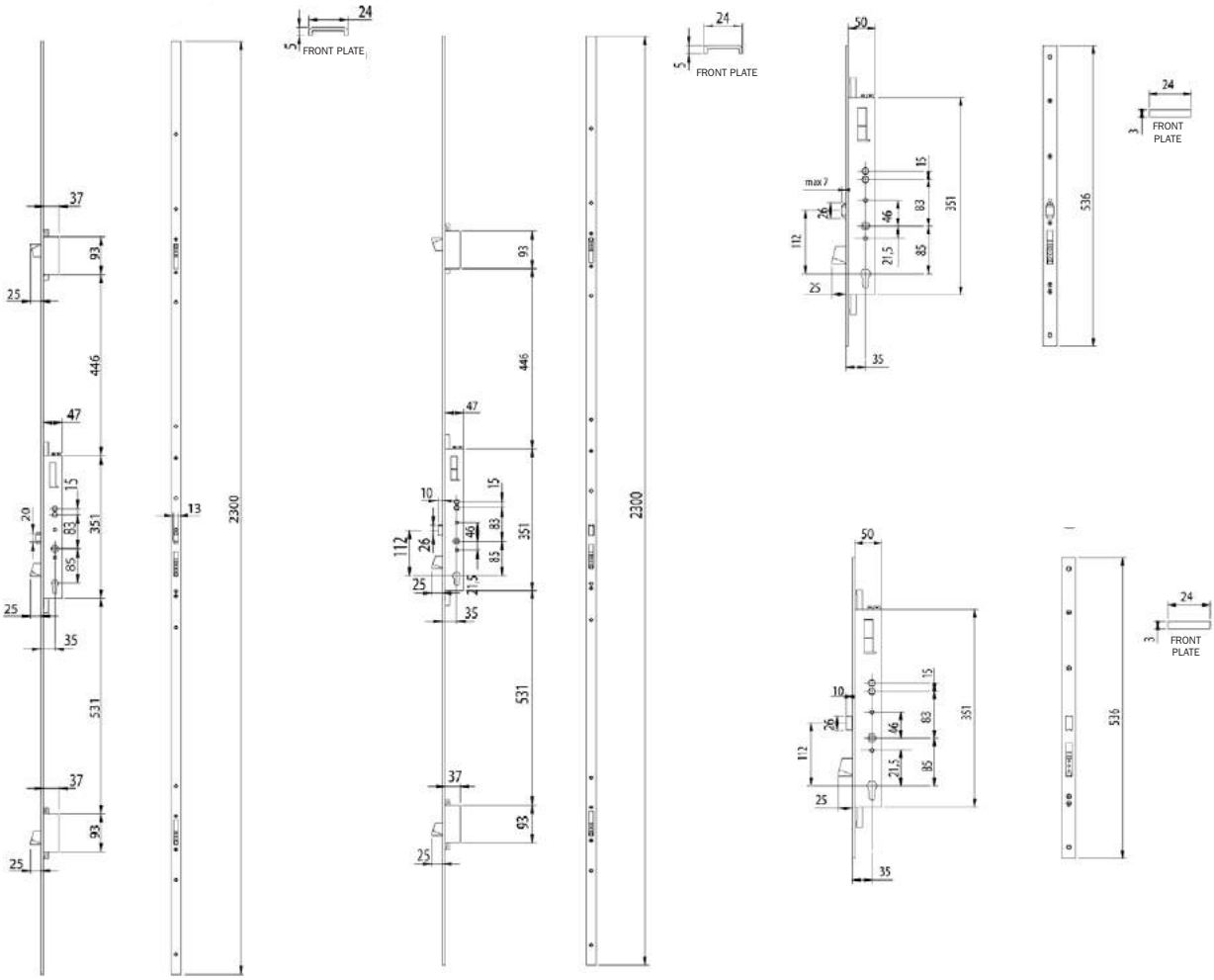

Type A.
Mortice lock for metal frames, 3-POINT LOCKING, operating with European profile cylinder.
Three lateral self-blocking bolts.
Adjustable roller catch in nickel-plated brass.
Front plate 2300 mm in stainless steel.
With motor dead bolts and adjustable roller.

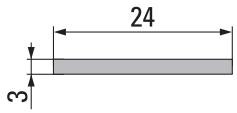

SINGLE LOCKING POINT

Backset mm 35 - Centre distance 85 - ⍁ 8 mm	**70722.28.85**	1	-	1

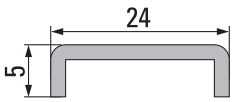

THREE LOCKING POINT

Backset mm 35 - Centre distance 85 - ⍁ 8 mm	**71742.28.85**	1	-	1

ICIM CERTIFIED PRODUCT CE 0425

AL Fe

Top Exit DGT

CE 0425

left outside

right outside

Type B.
Mortice lock for metal frames, 3-POINT LOCKING, operating with European profile cylinder.
Three lateral self-blocking bolts.
Latch in nickel-plated brass.
Front plate 2300 mm in stainless steel.
With motor dead bolts and mechanical latch.

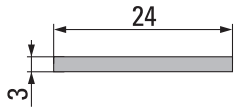

SINGLE LOCKING POINT
Backset mm 35 - Centre distance 85 - ⧄ 8 mm

	Code	Single package	Multiple package	Min. ord.
right-hand	**70721.68.8501**	1	-	1
left-hand	**70721.68.8502**	1	-	1

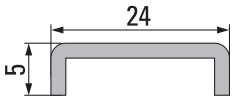

THREE LOCKING POINT
Backset mm 35 - Centre distance 85 - ⧄ 8 mm

	Code	Single package	Multiple package	Min. ord.
right-hand	**71741.68.8501**	1	-	1
left-hand	**71741.68.8502**	1	-	1

CE 0425

left outside

right outside

Type C.
Mortice lock for metal frames, 3-POINT LOCKING, operating with European profile cylinder.
Three lateral self-blocking bolts.
Latch in nickel-plated brass.
Front plate 2300 mm in stainless steel.
With motor dead bolts and latch.

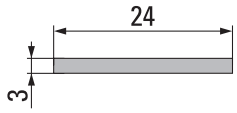

SINGLE LOCKING POINT
Backset mm 35 - Centre distance 85 - ⧄ 8 mm

	Code	Single package	Multiple package	Min. ord.
right-hand	**70721.78.8501**	1	-	1
left-hand	**70721.78.8502**	1	-	1
Lockbus communication - right-hand	**70721.88.8501**	1	-	1
Lockbus communication - left-hand	**70721.88.8502**	1	-	1

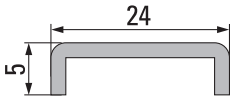

THREE LOCKING POINT
Backset mm 35 - Centre distance 85 - ⧄ 8 mm

	Code	Single package	Multiple package	Min. ord.
right-hand	**71741.78.8501**	1	-	1
left-hand	**71741.78.8502**	1	-	1
Lockbus communication - right-hand	**71741.88.8501**	1	-	1
Lockbus communication - left-hand	**71741.88.8502**	1	-	1

Accessories



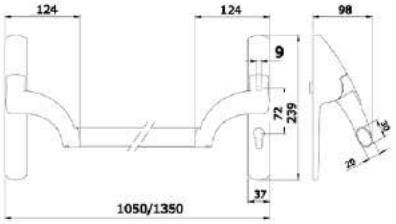

Panic exit device for TOP EXIT series locks.
Reversible, steel bar.

		Code	Single package		Multiple package	Min. ord.
Lateral devices - *Centre distance 85 - ⍁ 8 mm		**949.0000.5048..IF**	1	-	1	
Lateral devices - *Centre distance 92 - ⍁ 9 mm		**949.0000.5049..IF**	1	-	1	
Horizontal oval bar for PANIC EXIT DEVICES						
Bar L 1130 - METAL GRAY		**945927**	1	-	1	
Bar L 1130 - RED		**945928**	1	-	1	
Bar L 1330 - RED		**945938**	1	-	1	



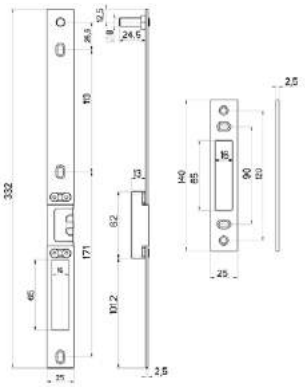

Set of striking plates.
In stainless steel.
Adjustable and reversible.
For THREE LOCKING POINT version.

		Code	Single package		Multiple package	Min. ord.
For lock type A		**98.1742.01**	1	-	1	
For locks type B and C EN 1125		**98.1741.50**	1	-	1	



Striking plate
In stainless steel
Adjustable and reversible
For SINGLE LOCKING POINT version.

		Code	Single package		Multiple package	Min. ord.
For lock type A		**200.11.1742.0000**	1	-	1	
For locks type B and C EN 1125		**200.00.1741.5000**	1	-	1	

Accessories

	Code	Single package	Multiple package	Min. ord.
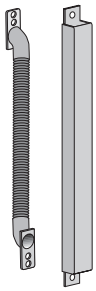 Cable passage in chrome-plated steel Flush version - Opening until 90°	**8810.00000**	1	-	1
 Cable passage in chrome-plated steel Flexible spring - Opening until 180°	**6013.0000**	1	-	1
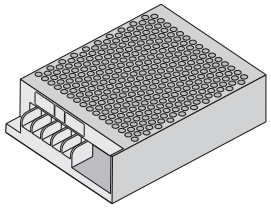 Power supplier 12 v DC - 3,5 A	**587.00.0000.4012**	1	-	1
 Power supplier				
30W - In 120-230VAC - Out 24VDC 1,2A	**5E35.01**	1	-	1
70W - In 120-230VAC - Out 24VDC 3A	**5E35.02**	1	-	1
45N - In 120-230VAC - Out 12VDC 3,5A	**5E35.03**	1	-	1
 Electrical jumper for special multidevice configurations	**5E0000.0205**	5	-	5

ICIM CERTIFIED PRODUCT CE 0425

Code | Single package | Multiple package | Min. ord.

Top Exit



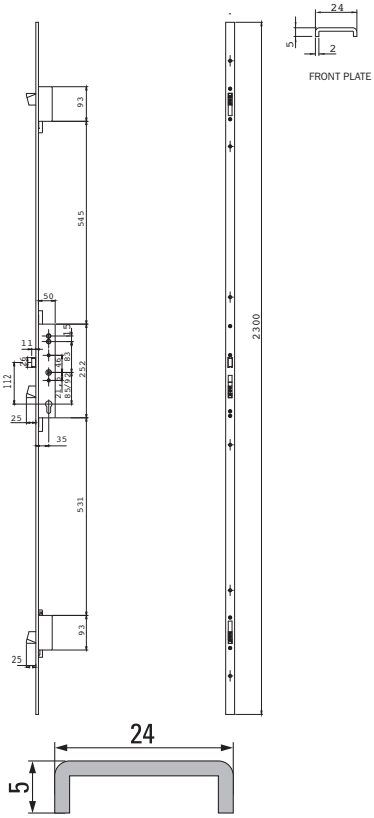

Type A.
Multipoint lock with panic function, European profile cylinder.
Three self-locking lateral deadbolts.
2300 mm stainless steel front plate.
Nickel-plated reversible latch bolt.
One-piece handle follower: internal anti-panic handle, external fixed knob.

Backset mm 35 - Centre distance 85 - ⍁ 8 mm	**71741.28.85**	1	-	1
Backset mm 35 - Centre distance 92 - ⍁ 9 mm	**71741.29.92**	1	-	1

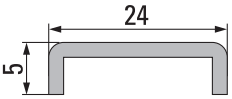





Type B.
Multipoint lock with panic function, European profile cylinder.
Three self-locking lateral deadbolts.
2300 mm stainless steel front plate.
Right/left latch bolt in nickel-plated brass.
Two-piece handle follower: internal anti-panic handle, external handle operating the latch only.

Backset mm 35 - Centre distance 85 - ⍁ 8 mm - right-hand	**71741.28.8501**	1	-	1
Backset mm 35 - Centre distance 85 - ⍁ 8 mm - left-hand	**71741.28.8502**	1	-	1
Backset mm 35 - Centre distance 92 - ⍁ 9 mm - right-hand	**71741.29.9201**	1	-	1
Backset mm 35 - Centre distance 92 - ⍁ 9 mm - left-hand	**71741.29.9202**	1	-	1

ICIM CERTIFIED PRODUCT CE 0425

Code | Single package | Multiple package | Min. ord.

Accessories



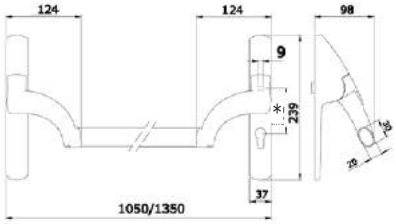

Panic exit device for TOP EXIT series locks.
Reversible, steel bar.

Lateral devices - *Centre distance 85 - ⍁ 8 mm	**949.0000.5048..IF**	1	-	1
Lateral devices - *Centre distance 92 - ⍁ 9 mm	**949.0000.5049..IF**	1	-	1

Horizontal oval bar for PANIC EXIT DEVICES

Bar L 1130 - METAL GREY	**945927**	1	-	1
Bar L 1130 - RED	**945928**	1	-	1
Bar L 1130 - RED	**945938**	1	-	1



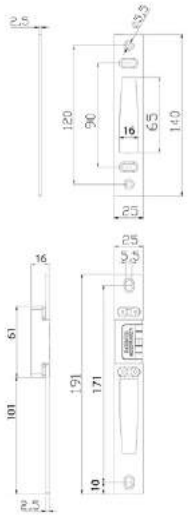

Set of Striking plates, in stainless steel, adjustable and reversible.
For TOP EXIT series locks.

Multipoint locks EN 1125	**98.1741.00**	1	10	10

ICIM CERTIFIED PRODUCT

Code | Single package | Multiple package | Min. ord.

Accessories



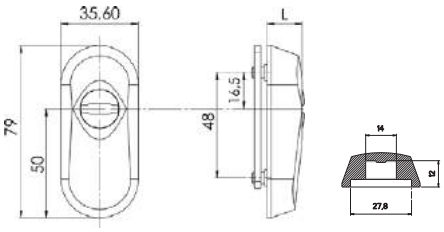

IRON. Escutcheon for European profile cylinder. Tempered steel.

For projecting cylinders 4 mm to 11,3 mm.

Satin nickel plated - L = 16 mm	**98050204**	1	-	1
Black painted - L = 16 mm	**98050205**	1	-	1
Polished brass-plated - L = 16 mm	**98050206**	1	-	1

For projecting cylinders 4 mm to 7,4 mm.

Satin nickel plated - L = 12 mm	**98050104**	1	-	1
Black painted - L = 12 mm	**98050105**	1	-	1
Polished brass-plated - L = 12 mm	**98050106**	1	-	1

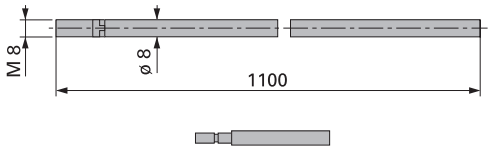

Rod, M8 threaded tips, anti-saw tips.

Industrial package without tip	**9999.50.11**	50	-	50
With anti-saw tip Ø 8 mm	**9999.00.11**	10	-	10

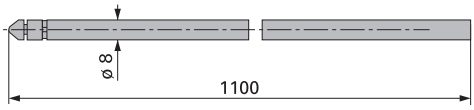

Special rod fixing tips, to combine to connecting group code 700.01.01

Industrial package without tip	**9999.50.26**	50	-	50
With anti-saw tip Ø 8 mm	**9999.00.26**	10	-	10

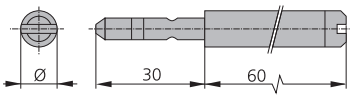

Rod tips, in cemented steel, screw-driver cut.

Ø 10	**9999.71.01**	50	-	50
Ø 12	**9999.71.21**	50	-	50

Accessories

	Code	Single package	Multiple package	Min. ord.

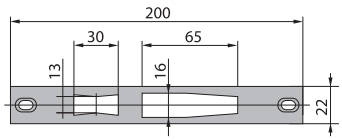

Strike-plate in stainless steel.
For item 0721/0722

	200.00.0721.0000	12	-	12

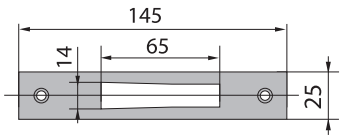

Strike-plate.
For item 0713/0714/0723/0724

Stainless steel	**200.00.0726.0000**	12	-	12
Zinc-plated iron	**200.00.0716.0200**	12	-	12

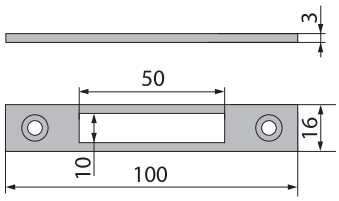

Strike-plate in steel, zinc-plated.
For item 903K

	200.00.0903.0016	12	-	12

SWISSDOOR
DØRTEKNIK FOR PROFESSIONELLE



Thesis 2.0

Electronic lock (dropbolt)

Thesis 2.0

Thesis 2.0 is a range of electro-mechanical locks which transforms a simple door in a smart access and makes it even safer and more functional thanks to its performances.
Unlike the traditional electric locks, its security status is automatically restored with a locking time which can be set according to any needs.
The Thesis 2.0 models ensure a high anti-intrusion security, and the opening operation can be controlled by transponders, contactless cards and/or PIN codes.
The range of Stylos credential readers and controllers dialog with Thesis 2.0 Standard in a direct way through Lockbus interface, i.e. without intermediate electronic devices.

Key Points

The technology and materials chosen for THESIS 2.0 Standard guarantee its durability, which is much longer than the standard requirements.

Innovative electronics with power reserve (booster) guaranteeing an efficient deadbolt movement in difficult operating conditions: even with 8 Volts only.

Power supply from 8 to 30Vdc 1A. Its operation is guaranteed also in complex installations and critical situations.
Flexible installation conditions and low power consumption.

Thesis 2.0 guarantees a trouble-free operation even if installed horizontally. It represents the ideal solution for automatic sliding doors.

The Lockbus interface allows the direct connection with Iseo Stylos Line credential readers, for a simple but effective access control management.

It can operate in interlock mode (manual or automatic) for bidirectional doors without any external control device.

Thesis 2.0 Range



Thesis 2.0 Standard

A steel deadbolt with a 20 mm extension ensures a high anti-intrusion security (level 3 according to EN12209 standard).

Available both Fail Secure mode (N.C. Normally Closed) and Fail Safe mode (N.O. Normally Open) versions.

Thesis 2.0 Standard Latchbolt



It has the same features of the Standard version. Thanks to its self-locking and self-ejecting latchbolt, it works also as a traditional mechanical security lock.
It guarantees door locking, even if in case of lack of power supply, always in maximum security and comfort.

A steel autolocking self-ejecting latchbolt with a 20 mm extension ensures a high anti-intrusion security (level 3 according to EN12209 standard).
The latchbolt ensures a typical mechanic lockcase functioning also in absence of the power supply. The door closing is always effective thanks to the latchbolt function.

Available only in Fail Secure mode (N.C. Normally Closed) version.

Thesis 2.0 Professional



It is the Heavy Duty version of the Thesis 2.0 Standard. It combines the functions of the standard version to the soundness and anti-manipulation resistance, which make it the ideal solution for professional installations where maximum passive security and high use frequency are required, such as shops, banks and public offices entrances.

The technology and materials chosen for THESIS 2.0 Professional guarantee its durability, which is much longer than the standard requirements (even over 1 million operating cycles).
A hardened steel deadbolt with a 18 mm diameter, and 22 mm extension and a 4 mm stainless steel front plate ensure a high anti-intrusion security (level 7 according to EN12209 standard).
The operation is guaranteed even in case of a residual lateral load up to 15N and of a bad door alignment. This is why it is at the top of the market.

Available both Fail Secure mode (N.C. Normally Closed) and Fail Safe mode (N.O. Normally Open) versions.

Thesis 2.0 Professional Mini

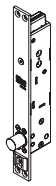

It has the same features as the Professional version but its case is smaller and it can't be operated through handle and cylinder. It is the ideal solution for installations where only the electric operation of the lock is required, eventually combined with other classic closing systems.

Available both Fail Secure mode (N.C. Normally Closed) and Fail Safe mode (N.O. Normally Open) versions.

Thesis 2.0

ON INTERLOCKED DOORS

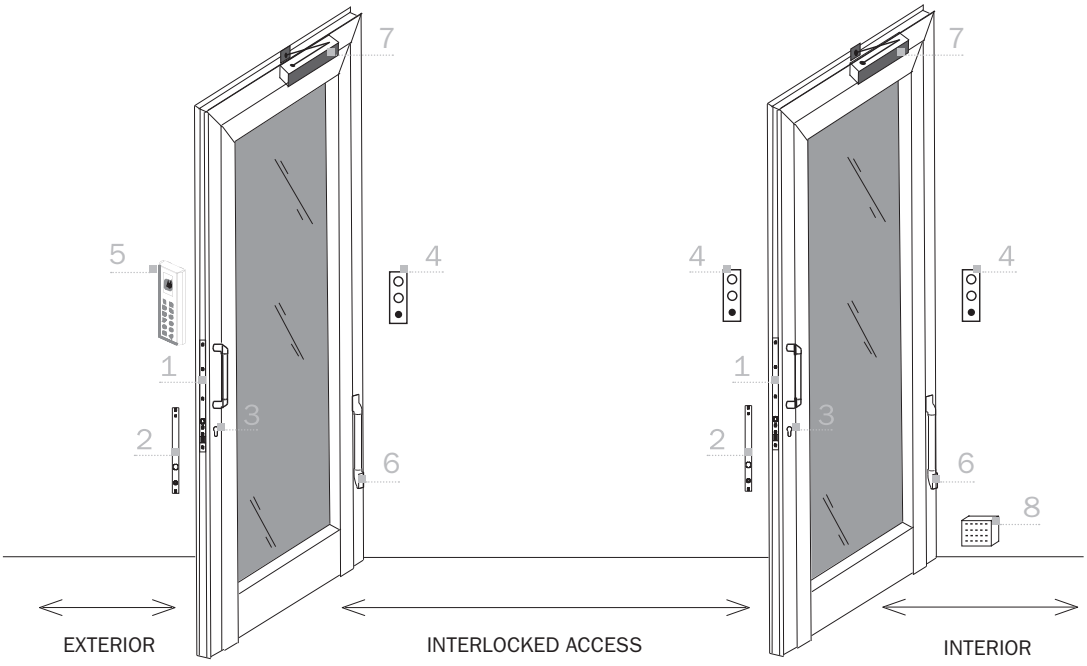

1. Thesis 2.0 lock
2. Striking plate
3. European profile cylinder
4. Status indicator with pushbutton
5. Stylos reader
6. Concealed lead covers
7. Door closer
8. Power supply unit

Thesis 2.0

ON SINGLE DOORS

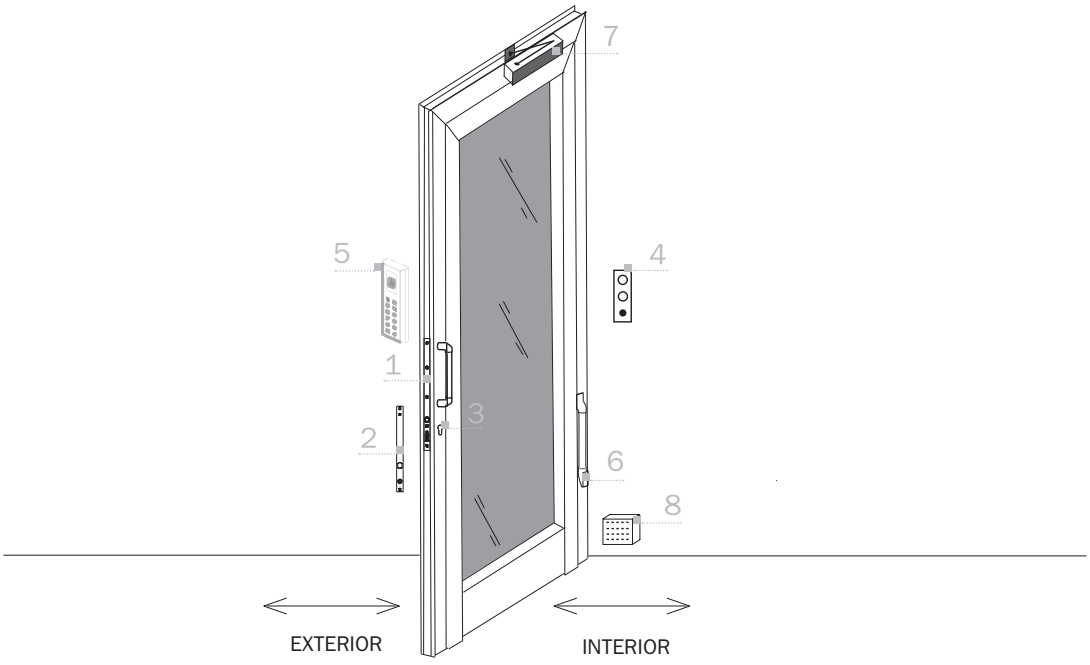

1. Thesis 2.0 lock
2. Striking plate
3. European profile cylinder
4. Status indicator with pushbutton
5. Stylos reader
6. Concealed lead covers
7. Door closer
8. Power supply unit

Thesis 2.0 Standard

Thesis 2.0 Standard transforms a simple door in a smart access and makes it even safer and more functional thanks to its performances. Unlike the traditional electric locks, its security status is automatically restored with a locking time which can be set according to any needs.
A steel deadbolt with a 20 mm extension ensures a high anti-intrusion security, and the opening operation can be controlled by transponders, contactless cards and/or PIN codes.
The range of Stylos credential readers and controllers dialogs with Thesis 2.0 Standard in a direct way through Lockbus interface, i.e. without intermediate electronic devices.

Key points

The technology and materials chosen for THESIS 2.0 Standard guarantee its durability, which is much longer than the standard requirements.

Innovative electronics with power reserve (booster) guaranteeing an efficient deadbolt movement in difficult operating conditions: even with 8 Volts only.

A steel deadbolt with a 20 mm extension ensures a high anti-intrusion security (level 3 according to EN12209 standard).

Power supply from 8 to 30Vdc 1A. Its operation is guaranteed also in complex installations and critical situations.
Flexible installation conditions and low power consumption.

Thesis 2.0 Standard guarantees a trouble-free operation even if installed horizontally.

It represents the ideal solution for automatic sliding doors.

The Lockbus interface allows the direct connection with Iseo Stylos Line credential readers, for a simple but effective access control management.

Available both Fail Secure mode (N.C. Normally Closed) and Fail Safe mode (N.O. Normally Open) versions.
It can operate in interlock mode (manual or automatic) for bidirectional doors without any external control device.


ICIM
Certificazione di Prodotto
Product Certification

It is certified

Thesis 2.0 Standard is conceived and manufactured in compliance with European standards EN 14846:08, with the following classification:

3	C	8	0	0	G	3	0/1	1	*

(*) 0 = in combination with STATUS INDICATOR
1 = in combination without STATUS INDICATOR

Thesis 2.0 Standard



Technical features

Backset: 25/30/35 mm

Deadbolt:
- hardened inox steel;
- cutting resistant (free rotating);
- Ø14 mm diameter;
- single throw;
- 20 mm extension.
- to prolong the life of the solenoid bolt the shape of the bolt guide has been improved by strengthening the collar.

European profile cylinder hole.

Handle follower (optional): 8 mm;
Centre distance between handle follower and cylinder: 85 mm

Front plate:
- inox steel;
- 25x371 mm – thickness 3 mm;
- door positioning sensor and alignment device.

Striking plate:
- Inox steel;
- 25x367 mm – thickness 3 mm;
- 2 oval fixing holes for 4 mm vertical regulation and a central hole for definitive fixing;
- adjustable depending on the distance between the lock and the striking plate;

Case dimensions:
- thickness 22 mm
- length 280 mm
- depth 38/43/48 mm

DC supply voltage range: 8÷30Vdc.
Max. absorbed current power in operation: 1A.
CC power supply min. characteristics: 8÷30Vdc15W.

Opening control:
- opto-isolated input 8÷24Vdc/12Vac;

Max voltage and current applicable to signalling relay:
- 24Vdc 1A;
- 120Vac 0.5A.

Programmable status signal:
- secured door status;
- door status;
- bolt status;
- command for motorized door opener.

Lockbus connection:
- data communication and power supply on the same 3 wire connections;
- maximum length 100 mt;
- secure devices authentification;
- encrypted data transmission for high security against hacking.

Thesis 2.0 Standard

Adjustable timings:
- door opening time (courtesy time): 1÷180 sec. (15 sec. default);
- delayed closure time (at closing of the door): 1÷60 sec. (1 sec. default).

Environmental features:
- operating temperature: -20°C÷+60°C;
- storage temperature: -25°C÷+70°C;
- protection level (IP grading): IP44;

Reference Standard: EN 14846:2008;
grading: 3 C 8 0 0 G 3 0 1
3 C 8 0 0 G 3 1 1 (in combination with STATUS INDICATOR).

Options and Versions:

With and without handle follower

Operating modes in case of power failure:
- Fail Secure mode (N.C. Normally Closed)
- Fail Safe mode (N.O. Normally Open)

The new implementation will allow the mechanical key override retraction to be fully mechanical and not reliant on a power source to assist with the bolt withdrawal.

Operating software:
- single door;
- bidirectional doors with manual interlock functionality (*);
- bidirectional doors with automatic interlock functionality (*);

(*) direct connection between the 2 locks with encrypted communication.

Lockbus

LOCAL BUS

All devices belonging of the THESIS range are compatible with ISEO Lockbus.

Lockbus is a powerful multipoint bus sharing data transmission and power supply on the same 3-wire connection for utmost flexibility, easy installation and consequently, cost optimization.

Lockbus highlights:

Data transmission and power supply on the same 3-wire connection up to 100 m;

Self-adjusting power supply from 8Vdc to 30Vdc;

Secure device authentication (among readers and actuators) and encrypted data transmission for high security against manipulation.

Thesis 2.0 Standard

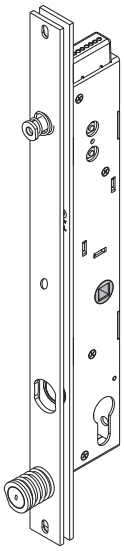

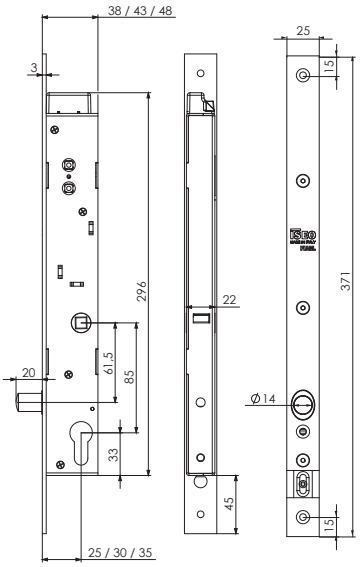

DROPBOLT FAIL SECURE WITH HANDLE FOLLOWER.
Hardened steel bolt, Ø14 mm diameter, one throw, 20 mm excursion.
Stainless steel front plate with alignment device.
Stainless steel striking plate with alignment device and in line frame sensor.
Handle follower 8 mm.
European profile cylinder hole.
Fail Secure mode.
Package: 1 dropbolt, 1 striking plate, instruction manual, screws, connector with rubber protection, handle follower.

Handle follower/cylinder centre distance 85 mm

	Code	Single package		Multiple package	Min. ord.
Single door software. Backset 25 mm.	**07500802521**	1	-	1	
Single door software. Backset 30 mm.	**07500803021**	1	-	1	
Single door software. Backset 35 mm.	**07500803521**	1	-	1	
Manual interlock software. Backset 25 mm.	**0750M802521**	1	-	1	
Manual interlock software. Backset 30 mm.	**0750M803021**	1	-	1	
Manual interlock software. Backset 35 mm.	**0750M803521**	1	-	1	
Automatic interlock software. Backset 25 mm.	**0750A802521**	1	-	1	
Automatic interlock software. Backset 30 mm.	**0750A803021**	1	-	1	
Automatic interlock software. Backset 35 mm.	**0750A803521**	1	-	1	

Thesis 2.0 Standard

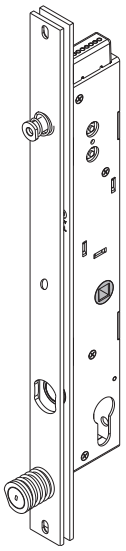

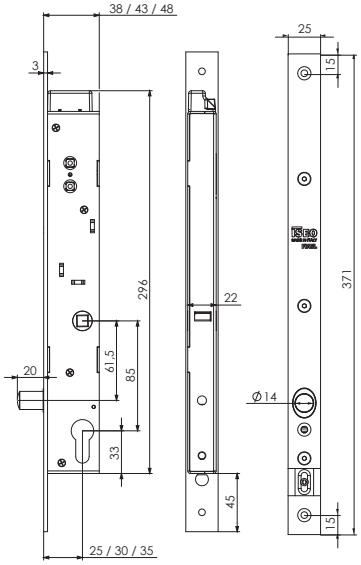

DROPBOLT FAIL SAFE WITH HANDLE FOLLOWER.
Hardened steel bolt, Ø14 mm diameter, one throw, 20 mm excursion.
Stainless steel front plate with alignment device.
Stainless steel striking plate with alignment device and in line
frame sensor. Handle follower 8 mm.
European profile cylinder hole.
Fail Safe mode. The new implementation will allow the mechanical key override retraction
to be fully mechanical and not reliant on a power source to assist with the bolt withdrawal.
Package: 1 dropbolt, 1 striking plate, instruction manual, screws,
connector with rubber protection, handle follower.

Handle follower/cylinder centre distance 85 mm

	Code	Single package		Multiple package
Single door software. Backset 25 mm.	**07500802522**	1	-	1
Single door software. Backset 30 mm.	**07500803022**	1	-	1
Single door software. Backset 35 mm.	**07500803522**	1	-	1
Manual interlock software. Backset 25 mm.	**0750M802522**	1	-	1
Manual interlock software. Backset 30 mm.	**0750M803022**	1	-	1
Manual interlock software. Backset 35 mm.	**0750M803522**	1	-	1
Automatic interlock software. Backset 25 mm.	**0750A802522**	1	-	1
Automatic interlock software. Backset 30 mm.	**0750A803022**	1	-	1
Automatic interlock software. Backset 35 mm.	**0750A803522**	1	-	1

Thesis 2.0 Standard

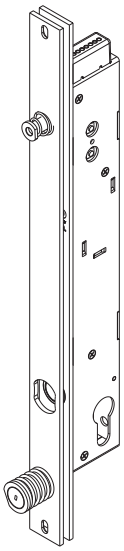

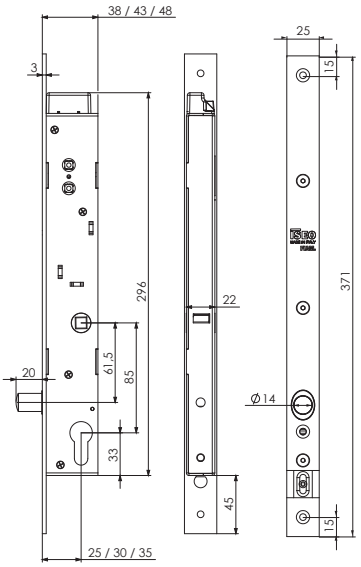

DROPBOLT FAIL SECURE WITHOUT HANDLE FOLLOWER.
Hardened steel bolt, Ø14 mm diameter, one throw, 20 mm excursion.
Stainless steel front plate with alignment device.
Stainless steel striking plate with alignment device and in line frame sensor.
No handle follower.
European profile cylinder hole.
Fail Secure mode.
Package: 1 dropbolt, 1 striking plate, instruction manual, screws, connector with rubber protection.

	Code	Single package		Multiple package	Min. ord.
Single door software. Backset 25 mm.	**07500002521**	1	-	1	
Single door software. Backset 30 mm.	**07500003021**	1	-	1	
Single door software. Backset 35 mm.	**07500003521**	1	-	1	
Manual interlock software. Backset 25 mm.	**0750M002521**	1	-	1	
Manual interlock software. Backset 30 mm.	**0750M003021**	1	-	1	
Manual interlock software. Backset 35 mm.	**0750M003521**	1	-	1	
Automatic interlock software. Backset 25 mm.	**0750A002521**	1	-	1	
Automatic interlock software. Backset 30 mm.	**0750A003021**	1	-	1	
Automatic interlock software. Backset 35 mm.	**0750A003521**	1	-	1	

Thesis 2.0 Standard

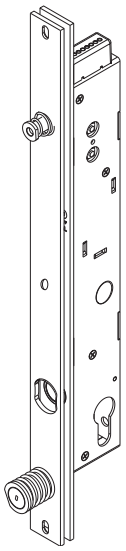

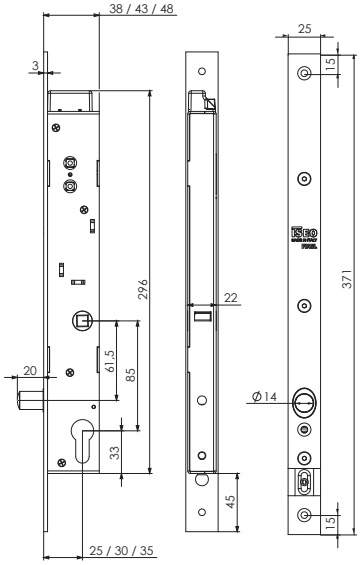

DROPBOLT FAIL SAFE WITHOUT HANDLE FOLLOWER.
Hardened steel bolt, Ø14 mm diameter, one throw, 20 mm excursion.
Stainless steel front plate with alignment device.
Stainless steel striking plate with alignment device and in line
frame sensor. No handle follower.
European profile cylinder hole.
Fail Safe mode. The new implementation will allow the mechanical key override retraction to be fully mechanical and not reliant on a power source to assist with the bolt withdrawal.
Package: 1 dropbolt, 1 striking plate, instruction manual, screws,
connector with rubber protection.

	Code	Single package		Multiple package
Single door software. Backset 25 mm.	**07500002522**	1	-	1
Single door software. Backset 30 mm.	**07500003022**	1	-	1
Single door software. Backset 35 mm.	**07500003522**	1	-	1
Manual interlock software. Backset 25 mm.	**0750M002522**	1	-	1
Manual interlock software. Backset 30 mm.	**0750M003022**	1	-	1
Manual interlock software. Backset 35 mm.	**0750M003522**	1	-	1
Automatic interlock software. Backset 25 mm.	**0750A002522**	1	-	1
Automatic interlock software. Backset 30 mm.	**0750A003022**	1	-	1
Automatic interlock software. Backset 35 mm.	**0750A003522**	1	-	1

Thesis 2.0 Standard Latchbolt

Thesis 2.0 Standard Latchbolt has the same features of the Standard version. Thanks to its self-locking and self-ejecting latchbolt, it works also as a traditional mechanical security lock. It guarantees door locking, even if in case of lack of power supply, always in maximum security and comfort.

Key points

The technology and materials chosen for THESIS 2.0 Standard guarantee its durability, which is much longer than the standard requirements.

Innovative electronics with power reserve (booster) ensuring an efficient bolt movement in difficult operating conditions: even with 8 Volts only.

A steel autolocking self-ejecting latchbolt with a 20 mm extension ensures a high anti-intrusion security (level 3 according to EN12209 standard).

The latchbolt ensures a typical mechanic lockcase functioning also in absence of the power supply.

The door closing is always effective thanks to the latchbolt function.

Power supply from 8 to 30Vdc 1A. Flexible installation conditions and low power consumption.

The Lockbus interface allows the direct connection with Iseo Stylos Line credential readers, for a simple but effective access control management.

Available only in Fail Secure mode (N.C. Normally Closed).
It can operate in interlock mode (manual or automatic) for bidirectional doors without any external control device.


ICIM
Certificazione di Prodotto
Product Certification

It is certified

Thesis 2.0 Standard Latchbolt is conceived and manufactured in compliance with European standards EN 14846:08, with the following classification:

3	C	8	0	0	G	3	0/1	1	*

(*) 0 = in combination with STATUS INDICATOR
1 = in combination without STATUS INDICATOR

Thesis 2.0 Standard Latchbolt

Technical features

Backset: 25/30/35 mm

Latchbolt:
- hardened inox steel;
- Ø14 mm diameter;
- self-ejecting (mechanical);
- 20 mm extension;

European profile cylinder hole

Handle follower (optional): 8 mm;
Centre distance between handle follower and cylinder: 85 mm

Front plate:
- inox steel;
- 25x371 mm – thickness 3 mm;
- door positioning sensor and alignment device;

Striking plate:
- Inox steel;
- 25x330 mm – thickness 3 mm;
- 2 oval fixing holes for 4 mm vertical regulation and a central hole for definitive fixing;
- adjustable depending on the distance between the lock and the striking plate;

Case dimensions:
- thickness 22 mm
- length 280 mm
- depth 38/43/48 mm

DC supply voltage range: 8÷30Vdc.
Max. absorbed current power in operation: 1A.
CC power supply min. characteristics: 8÷30Vdc 15W.

Opening control:
- opto-isolated input 8÷24Vdc /12Vac;

Max voltage and current applicable to signalling relay:
- 24Vdc 1A;
- 120Vac 0.5A;

Programmable status signal:
- secured door status;
- door status;
- latchbolt status;
- command for motorized door opener;

Lockbus connection:
- data communication and power supply on the same 3 wire connections;
- maximum length 100 mt;
- secure devices authentification;
- encrypted data transmission for high security against hacking;

Adjustable timings:
- door opening time (courtesy time): 1÷180 sec. (15 sec. default);

Thesis 2.0 Standard Latchbolt

Environmental features:
- operating temperature: -20°C÷+60°C;
- storage temperature: -25°C÷+70°C;
- protection level (IP grading): IP44;

Reference Standard: EN 14846:2008;
grading: 3 C 8 0 0 G 3 0 1
3 C 8 0 0 G 3 1 1 (in combination with status indicator)

Options and versions:

With and without handle follower

Operating modes in case of power failure:
- Fail Secure mode (N.C. Normally Closed)
- Fail Safe mode (N.O. Normally Open)

Operating software:
- single door;
- bidirectional doors with manual interlock functionality (*);
- bidirectional doors with automatic interlock functionality (*);

(*) direct connection between the 2 lock with encrypted communication

Lockbus

LOCAL BUS

All devices belonging of the THESIS range are compatible with ISEO Lockbus.
Lockbus is a powerful multipoint bus sharing data transmission and power supply on the same 3-wire connection for utmost flexibility, easy installation and consequently, cost optimization.

LOCKBUS highlights:

Data transmission and power supply on the same 3-wire connection up to 100 m;

Self-adjusting power supply from 8Vdc to 30Vdc;

Secure device authentication (among readers and actuators) and encrypted data transmission for high security against manipulation.

Thesis 2.0 Standard Latchbolt

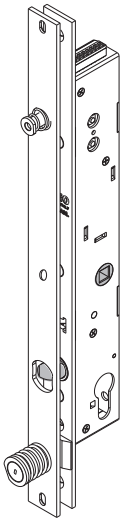

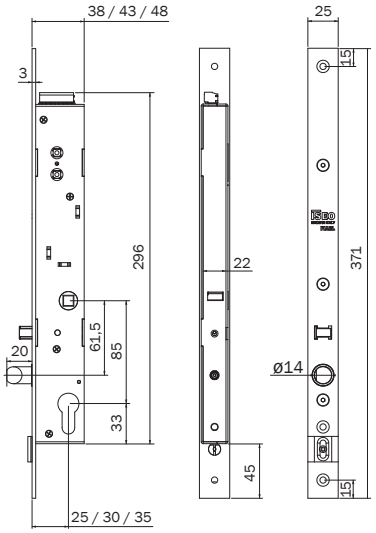

DROPBOLT FAIL SECURE WITH HANDLE FOLLOWER.
Reversible hardened steel latchbolt, Ø14 mm diameter,
self-locking, self-ejecting function, 20 mm excursion.
Stainless steel front plate with alignment device.
Stainless steel striking plate with alignment device and in line
frame sensor.
Handle follower 8 mm.
European profile cylinder hole.
Fail Secure mode.
Package: 1 dropbolt, 1 striking plate, instruction manual, screws,
connector with rubber protection, handle follower.

Handle follower/cylinder centre distance 85 mm

	Code	Single package		Multiple package
Single door software. Backset 25 mm.	**07510802521**	1	-	1
Single door software. Backset 30 mm.	**07510803021**	1	-	1
Single door software. Backset 35 mm.	**07510803521**	1	-	1
Manual interlock software. Backset 25 mm.	**0751M802521**	1	-	1
Manual interlock software. Backset 30 mm.	**0751M803021**	1	-	1
Manual interlock software. Backset 35 mm.	**0751M803521**	1	-	1
Automatic interlock software. Backset 25 mm.	**0751A802521**	1	-	1
Automatic interlock software. Backset 30 mm.	**0751A803021**	1	-	1
Automatic interlock software. Backset 35 mm.	**0751A803521**	1	-	1

ICIM CERTIFIED PRODUCT

Code | Single package | Multiple package | Min. ord.

Thesis 2.0 Standard Latchbolt

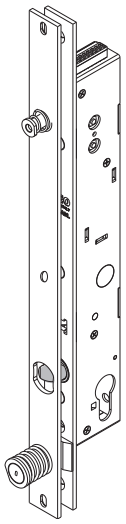

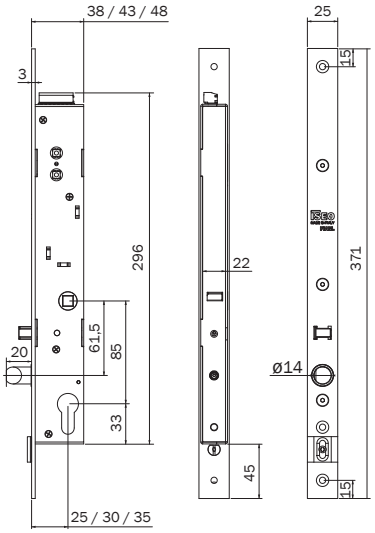

DROPBOLT FAIL SECURE WITHOUT HANDLE FOLLOWER.
Hardened steel latchbolt, Ø14 mm diameter,
self-ejecting function, 20 mm excursion.
Stainless steel front plate with alignment device.
Stainless steel striking plate with alignment device and in line frame sensor.
Without handle follower.
European profile cylinder hole.
Fail Secure mode.
Package: 1 dropbolt, 1 striking plate, instruction manual, screws, connector with rubber protection.

Single door software. Backset 25 mm.	**07510002521**	1	-	1
Single door software. Backset 30 mm.	**07510003021**	1	-	1
Single door software. Backset 35 mm.	**07510003521**	1	-	1
Manual interlock software. Backset 25 mm.	**0751M002521**	1	-	1
Manual interlock software. Backset 30 mm.	**0751M003021**	1	-	1
Manual interlock software. Backset 35 mm.	**0751M003521**	1	-	1
Automatic interlock software. Backset 25 mm.	**0751A002521**	1	-	1
Automatic interlock software. Backset 30 mm.	**0751A003021**	1	-	1
Automatic interlock software. Backset 35 mm.	**0751A003521**	1	-	1

Thesis 2.0 Professional

Thesis 2.0 Professional is the Heavy Duty version of the Thesis 2.0 Standard. It combines the functions of the standard version to the soundness and anti-manipulation resistance, which make it the ideal solution for professional installations where maximum passive security and high use frequency are required, such as shops, banks and public offices entrances. Thesis 2.0 transforms a simple door in a smart gate and makes it even safer and more functional because it restores automatically its security status thanks to the delayed time locking to be set directly from the end user according to his different needs. A steel deadbolt with a 22 mm extension ensures a high anti-intrusion security, and the opening operation can be controlled by transponders, contactless cards and/or PIN codes. The range of Stylos credential readers and controllers dialog with Thesis 2.0 Professional in a direct way through Lockbus interface, i.e. without intermediate electronic devices, creating flexible and effective electronic access control solutions.

Key points

The technology and materials chosen for THESIS 2.0 Professional guarantee its durability, which is much longer than the standard requirements (even over 1 million operating cycles).

A hardened steel deadbolt with a 18 mm diameter, and 22 mm extension and a 4 mm stainless steel front plate ensure a high anti-intrusion security (level 7 according to EN12209 standard).

The operation is guaranteed even in case of a residual lateral load up to 15N and of a bad door alignment. This is why it is at the top of the market.

Innovative electronics with power reserve (booster) guaranteeing an efficient deadbolt movement in difficult operating conditions: even with 8V only!

Power supply from 8 to 30Vdc 1A. Its operation is guaranteed also in complex installations and critical situations. Flexible installation conditions and low power consumption.

Thesis 2.0 Professional guarantees a trouble-free operation even if installed horizontally. It represents the ideal solution for automatic sliding doors.

The Lockbus interface allows the direct connection with Iseo Stylos Line credential readers, for a simple but effective access control management.

Available both Fail Secure mode (N.C. Normally Closed) and Fail Safe mode (N.O. Normally Open) versions.

It can operate in interlock mode (manual or automatic) for double doors without any external control device.


ICIM
Certificazione di Prodotto
Product Certification

It is certified

Thesis 2.0 Professional is conceived and manufactured in compliance with European standards EN 14846:08, with the following classification:

3	H	8	0	0	M	7	0/1	1	*

(*) 0 = in combination with STATUS INDICATOR
1 = in combination without STATUS INDICATOR

Thesis 2.0 Professional



Technical features

Backset: 30/35/40 mm

Deadbolt:
- hardened steel;
- diameter Ø18 mm;
- single throw
- extension 22 mm.

European profile cylinder hole

Handle follower (optional): 8 mm;
Centre distance between handle follower and cylinder: 85 mm

Front plate:
- inox steel;
- 30x371 mm – thickness 4 mm;
- door positioning sensor and alignment device;

Striking plate:
- Inox steel;
- 30x371 mm – thickness 4 mm;
- adjustable depending on the distance between the lock and the striking plate;

Case dimensions:
- thickness 27 mm
- length 280 mm
- depth 44/49/54 mm

DC supply voltage range: 8÷30Vdc.
Max. absorbed current power in operation: 1A.
CC power supply min. characteristics: 8÷30 VDC15W.

Opening control:
- opto-isolated input 8÷24Vdc/12Vac;

Max voltage and current applicable to signalling relay:
- 24Vdc 1A;
- 120Vac 0.5A;

Programmable status signal:
- secured door status;
- door status;
- latchbolt status;
- command for motorized door opener;

Lockbus connection:
- data communication and power supply on the same 3 wire connections;
- maximum length 100 mt;
- secure devices authentification;
- encrypted data transmission for high security against hacking;

Adjustable timings:
- door opening time (courtesy time): 1÷180 sec. (15 sec. default);
- delayed closure time (at closing of the door): 1÷60 sec. (1 sec. default).

Thesis 2.0 Professional

Environmental features:
- operating temperature: -20°C÷+60°C;
- storage temperature: -25°C÷+70°C;
- protection level (IP grading): IP44;

Reference Standard: EN 14846:2008;
grading: 3 H 8 0 0 E 7 0 1
3 H 8 0 0 E 7 1 1 (in combination with status indicator)

Options and versions:

With and without handle follower

Operating modes in case of power failure:
- Fail Secure mode (N.C. Normally Closed)
- Fail Safe mode (N.O. Normally Open)

Operating software:
- single door;
- bidirectional doors with manual interlock functionality (*);
- bidirectional doors with automatic interlock functionality (*);

(*) direct connection between the 2 lock with encrypted communication

Lockbus

LOCAL BUS

All devices belonging of the THESIS range are compatible with ISEO Lockbus.
Lockbus is a powerful multipoint bus sharing data transmission and power supply on the same 3-wire connection for utmost flexibility, easy installation and consequently, cost optimization.

Lockbus highlights:

Data transmission and power supply on the same 3-wire connection up to 100 m;
Self-adjusting power supply from 8Vdc to 30Vdc;
Secure device authentication (among readers and actuators) and encrypted data transmission for high security against manipulation.

Thesis 2.0 Professional



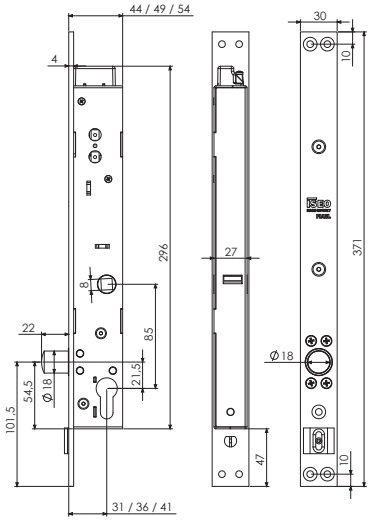

DROPBOLT FAIL SECURE WITH HANDLE FOLLOWER.
Hardened steel bolt, Ø18 mm diameter, one throw, 22 mm excursion.
Stainless steel front plate with alignment device.
Stainless steel striking plate with alignment device and in line frame sensor.
Handle follower 8 mm.
European profile cylinder hole.
Fail Secure mode.
Package: 1 dropbolt, 1 striking plate, instruction manual, screws, connector with rubber protection, handle bracket.

Handle follower/cylinder centre distance 85 mm

	Code	Single package		Multiple package
Single door software. Backset 30 mm.	**07600823021**	1	-	1
Single door software. Backset 35 mm.	**07600823521**	1	-	1
Single door software. Backset 40 mm.	**07600824021**	1	-	1
Manual interlock software. Backset 30 mm.	**0760M823021**	1	-	1
Manual interlock software. Backset 35 mm.	**0760M823521**	1	-	1
Manual interlock software. Backset 40 mm.	**0760M824021**	1	-	1
Automatic interlock software. Backset 30 mm.	**0760A823021**	1	-	1
Automatic interlock software. Backset 35 mm.	**0760A823521**	1	-	1
Automatic interlock software. Backset 40 mm.	**0760A824021**	1	-	1

Thesis 2.0 Professional

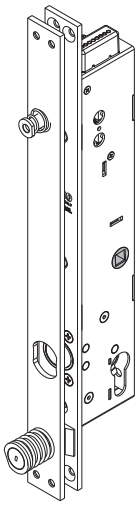

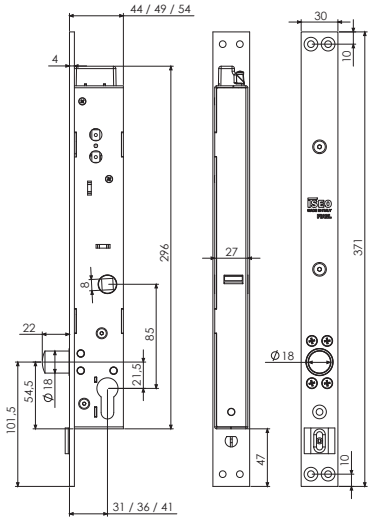

DROPBOLT FAIL SAFE WITH HANDLE FOLLOWER.
Hardened steel bolt, Ø18 mm diameter, one throw, 22 mm excursion.
Stainless steel front plate with alignment device.
Stainless steel striking plate with alignment device and in line frame sensor.
Handle follower 8 mm.
European profile cylinder hole.
Fail Safe mode.
Package: 1 dropbolt, 1 striking plate, instruction manual, screws, connector with rubber protection, handle bracket.

Handle follower/cylinder centre distance 85 mm

	Code	Single package		Multiple package	Min. ord.
Single door software. Backset 30 mm.	**07600823022**	1	-	1	
Single door software. Backset 35 mm.	**07600823522**	1	-	1	
Single door software. Backset 40 mm.	**07600824022**	1	-	1	
Manual interlock software. Backset 30 mm.	**0760M823022**	1	-	1	
Manual interlock software. Backset 35 mm.	**0760M823522**	1	-	1	
Manual interlock software. Backset 40 mm.	**0760M824022**	1	-	1	
Automatic interlock software. Backset 30 mm.	**0760A823022**	1	-	1	
Automatic interlock software. Backset 35 mm.	**0760A823522**	1	-	1	
Automatic interlock software. Backset 40 mm.	**0760A824022**	1	-	1	

Thesis 2.0 Professional

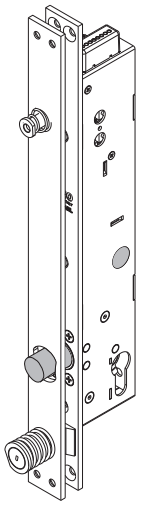

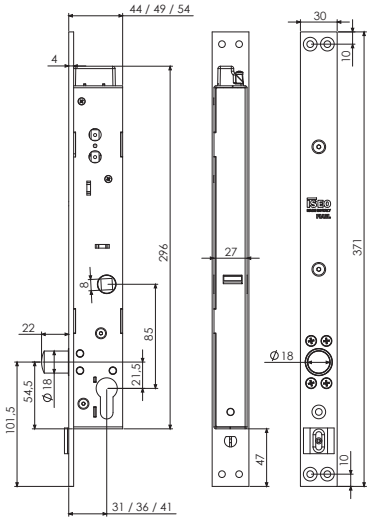

DROPBOLT FAIL SECURE WITHOUT HANDLE FOLLOWER.
Hardened steel bolt, Ø14 mm diameter, one throw, 20 mm excursion.
Stainless steel front plate with alignment device.
Stainless steel striking plate with alignment device and in line frame sensor.
No handle follower.
European profile cylinder hole.
Fail Secure mode.
Package: 1 dropbolt, 1 striking plate, instruction manual, screws, connector with rubber protection.

	Code	Single package		Multiple package	Min. ord.
Single door software. Backset 30 mm.	**07600023021**	1	-	1	
Single door software. Backset 35 mm.	**07600023521**	1	-	1	
Single door software. Backset 40 mm.	**07600024021**	1	-	1	
Manual interlock software. Backset 30 mm.	**0760M023021**	1	-	1	
Manual interlock software. Backset 35 mm.	**0760M023521**	1	-	1	
Manual interlock software. Backset 40 mm.	**0760M024021**	1	-	1	
Automatic interlock software. Backset 30 mm.	**0760A023021**	1	-	1	
Automatic interlock software. Backset 35 mm.	**0760A023521**	1	-	1	
Automatic interlock software. Backset 40 mm.	**0760A024021**	1	-	1	

Thesis 2.0 Professional

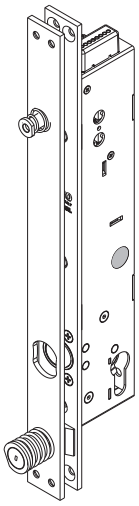

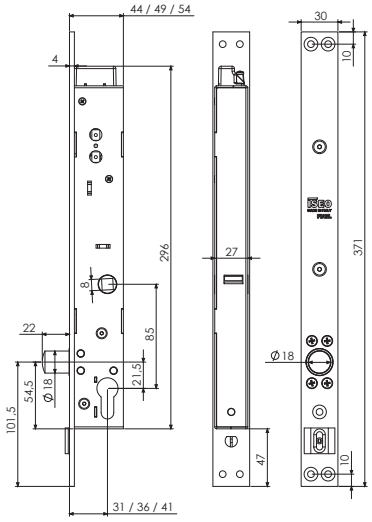

DROPBOLT FAIL SAFE WITHOUT HANDLE FOLLOWER.
Hardened steel bolt, Ø18 mm diameter, one throw, 22 mm excursion.
Stainless steel front plate with alignment device.
Stainless steel striking plate with alignment device and in line frame sensor.
No handle follower.
European profile cylinder hole.
Fail Safe mode.
Package: 1 dropbolt, 1 striking plate, instruction manual, screws, connector with rubber protection.

	Code	Single package		Multiple package	Min. ord.
Single door software. Backset 30 mm.	**07600023022**	1	-	1	
Single door software. Backset 35 mm.	**07600023522**	1	-	1	
Single door software. Backset 40 mm.	**07600024022**	1	-	1	
Manual interlock software. Backset 30 mm.	**0760M023022**	1	-	1	
Manual interlock software. Backset 35 mm.	**0760M023522**	1	-	1	
Manual interlock software. Backset 40 mm.	**0760M024022**	1	-	1	
Automatic interlock software. Backset 30 mm.	**0760A023022**	1	-	1	
Automatic interlock software. Backset 35 mm.	**0760A023522**	1	-	1	
Automatic interlock software. Backset 40 mm.	**0760A024022**	1	-	1	

Thesis 2.0 Professional Mini

Thesis 2.0 Professional Mini has the same features as the Professional version but its case is smaller and it can't be operated through handle and cylinder. It is the ideal solution for installations where only the electric operation of the lock is required, eventually combined with other classic closing systems. A steel deadbolt with a 22 mm extension ensures a high anti-intrusion security, and the opening operation can be controlled by transponders, contactless cards and/or PIN codes. The range of Stylos credential readers and controllers dialog with Thesis 2.0 Professional Mini in a direct way through Lockbus interface, i.e. without intermediate electronic devices, creating flexible and effective electronic access control solutions.

Key points

The technology and materials chosen for THESIS 2.0 Professional Mini guarantee its durability, which is much longer than the standard requirements (even over 1 million operating cycles).

A hardened steel deadbolt with a 18 mm diameter, a 22 mm extension and a 4 mm stainless steel front plate ensure a high anti-intrusion security (level 7 according to EN12209 standard).

The operation is guaranteed even in case of a residual lateral load up to 15N and of a bad door alignment. This is why it is at the top of the market.

Innovative electronics with power reserve (booster) guaranteeing an efficient deadbolt movement in difficult operating conditions: even with 8V only!

Power supply from 8 to 30 VDC 1A. Its operation is guaranteed also in complex installations and critical situations. Flexible installation conditions and low power consumption.

Thesis 2.0 Professional Mini guarantees a trouble-free operation even if installed horizontally. It represents the ideal solution for automatic sliding doors.

The Lockbus interface allows the direct connection with Iseo Stylos Line credential readers, for a simple but effective access control management.

Available both Fail Secure mode (N.C. Normally Closed) and Fail Safe mode (N.O. Normally Open) versions.

It can operate in interlock mode (manual or automatic) for double doors without any external control device.


ICIM
Certificazione di Prodotto
Product Certification

It is certified

Thesis 2.0 Professional Mini is conceived and manufactured in compliance with European standards EN 14846:08, with the following classification:

3	H	8	0	0	M	7	0/1	1	*

(*) 0 = in combination with STATUS INDICATOR
1 = in combination without STATUS INDICATOR

Thesis 2.0 Professional Mini



Technical features

Deadbolt:
- hardened steel;
- diameter Ø18 mm;
- single throw
- extension 22 mm.

Front plate:
- inox steel;
- 30x280 mm – thickness 4 mm;
- door positioning sensor and alignment device;

Striking plate:
- Inox steel;
- 30x280 mm – thickness 4 mm;
- adjustable depending on the distance between the lock and the striking plate;

Case dimensions:
- thickness 27 mm
- length 203 mm
- depth 44 mm

DC supply voltage range: 8÷30 Vdc.
Max. absorbed current power in operation: 1A.
CC power supply min. characteristics: 8÷30 Vdc 15W.

Opening control:
- opto-isolated input 8÷24 Vdc / 12 Vac;

Max voltage and current applicable to signalling relay:
- 24 Vdc 1A;
- 120 Vac 0.5A;

Programmable status signal:
- secured door status;
- door status;
- latchbolt status;
- command for motorized door opener;

Lockbus connection:
- data communication and power supply on the same 3 wire connections;
- maximum length 100 mt;
- secure devices authentification;
- encrypted data transmission for high security against hacking;

Adjustable timings:
- door opening time (courtesy time): 1÷180 sec. (15 sec. default);
- delayed closure time (at closing of the door): 1÷60 sec. (1 sec. default).

Thesis 2.0 Professional Mini

Environmental features:
- operating temperature: -20°C÷+60°C;
- storage temperature: -25°C÷+70°C;
- protection level (IP grading): IP44;

Reference Standard: EN 14846:2008;
grading: 3 H 8 0 0 E 7 0 1
3 H 8 0 0 E 7 1 1 (in combination with status indicator)

Options and versions:

Operating modes in case of power failure:
- Fail Secure mode (N.C. Normally Closed)
- Fail Safe mode (N.O. Normally Open)

Operating software:
single door;
bidirectional doors with manual interlock functionality (*);
bidirectional doors with automatic interlock functionality (*);

(*) direct connection between the 2 lock with encrypted communication.

Lockbus

LOCAL BUS

All devices belonging of the THESIS range are compatible with ISEO Lockbus.
Lockbus is a powerful multipoint bus sharing data transmission and power supply on the same 3-wire connection for utmost flexibility, easy installation and consequently, cost optimization.

Lockbus highlights:

Data transmission and power supply on the same 3-wire connection up to 100 m;
Self-adjusting power supply from 8Vdc to 30Vdc;
Secure device authentication (among readers and actuators) and encrypted data transmission for high security against manipulation.

Thesis 2.0 Professional Mini

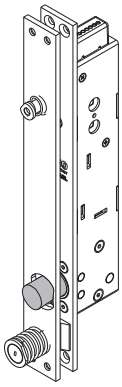

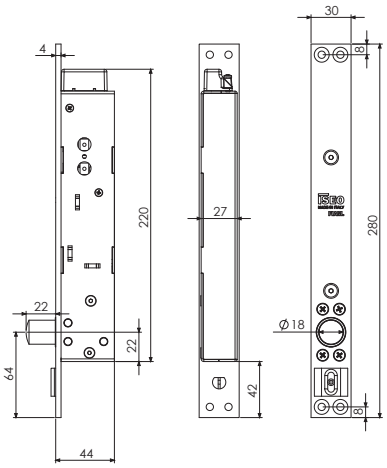

DROPBOLT FAIL SECURE WITHOUT HANDLE FOLLOWER.
Hardened steel bolt, Ø18 mm diameter,
one throw 22 mm excursion.
Stainless steel front plate with alignment device.
Stainless steel striking plate with alignment device and in line frame sensor.
Fail Secure mode.
Package: 1 dropbolt, 1 striking plate, instruction manual, screws, connector with rubber protection.

	Code	Single package		Multiple package	Min. ord.
Single door software.	**07800020021**	1	-	1	
Manual interlock software.	**0780M020021**	1	-	1	
Automatic interlock software.	**0780A020021**	1	-	1	

Thesis 2.0 Professional Mini



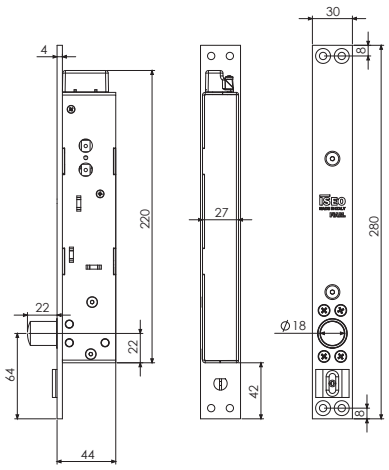

DROPBOLT FAIL SECURE WITHOUT HANDLE FOLLOWER.
Hardened steel bolt, Ø18 mm diameter,
one throw 22 mm excursion.
Stainless steel front plate with alignment device.
Stainless steel striking plate with alignment device and in line frame sensor.
Fail Safe mode.
Package: 1 dropbolt, 1 striking plate, instruction manual, screws, connector with rubber protection.

	Code	Single package		Multiple package	Min. ord.
Single door software.	**07800020022**	1	-	1	
Manual interlock software.	**0780M020022**	1	-	1	
Automatic interlock software.	**0780A020022**	1	-	1	

Thesis 2.0 Accessories

	Code	Single package		Multiple package	Min. ord.
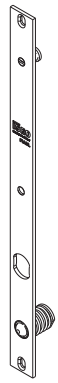 STRIKING PLATE FOR THESIS 2.0 STANDARD AND STANDARD LATCHBOLT Inox steel 25x367 mm, thickness 3 mm. 2 fori di fissaggio ovali per una regolazione verticale di 4 mm e un foro fisso al centro per il fissaggio definitivo. Adjustable magnet. Adjustable positioning device. Package: 1 striking plate.	**0000098075000**	1	-	1	
 STRIKING PLATE FOR THESIS 2.0 PROFESSIONAL Inox steel 30x371 mm, thickness 4 mm. Adjustable magnet. Adjustable positioning device. Package: 1 striking plate.	**0000098076000**	1	-	1	
 STRIKING PLATE FOR THESIS 2.0 PROFESSIONAL MINI Inox steel 30x280 mm, thickness 4 mm. Adjustable magnet. Adjustable positioning device. Package: 1 striking plate.	**0000098078000**	1	-	1	
 ELECTRICAL JUMPER. For special multidevice configurations. Package: 5 jumpers.	**5E00000205**	5	-	5	
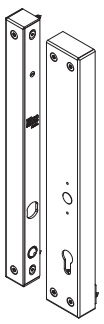 RIM CARTER SET FOR THESIS 2.0 STANDARD AND STANDARD LATCHBOLT Symmetrical design. Steel painted black. Prearranged for locks with 35 mm backset. Prearranged with holes for the installation of a handle with 43 mm fixing centre distance and with max 34 mm oval escutcheon. Package: 1 carter set. Striking plate 0000098075000 and lock to be ordered separately					
RIGHT HAND	**0CA7500803501**	1	-	1	
LEFT HAND	**0CA7500803502**	1	-	1	

Thesis 2.0 Accessories

	Code	Single package	Multiple package	Min. ord.
				
MORTICE STATUS INDICATOR FOR THESIS 2.0 With front-plate for mortice assembly. Green/red light + buzzer + multifunction button. 12 Vdc power supply, 70 mA. Anodized aluminium “silver” colour (250 x 50 mm), thickness 4 mm.	**FSAPL2T00000000**	1	-	1
				
RIM STATUS INDICATOR FOR THESIS 2.0 Aluminium case for rim assembly. Green/red light + buzzer + multifunction button. 12 Vdc power supply, 70 mA. Anodized aluminium “silver” colour (35 x 25 x 215 mm).	**FSAPL2TA0000000**	1	-	1
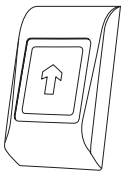				
TOUCH CAPACITIVE BUTTON Backlight (red/green for non-authorized/authorized access signalling). Sound feedback. One relay 2A output. 12/24 Vac/Vdc power supply. It can be used as opening button. Programmable temporary impulse or bistable output. IP66 protection grade. Dimensions 92x51x25 mm	**50800IP54MTTS**	1	-	1
				
METAL STAND ALONE KEYBOARD 99 users codes. IP65 protection grade. 12/24 Vac/Vdc power supply. One 2A relay output and one 250 mA transistor. Absorption: 20 mA at rest and 100 mA in operation. Internal and external assembly. Tamper protection. Metal buttons with backlight. Sound buzzer. 3-colour leds. Dimensions 92x51x25 mm.	**58700MTPADS00**	1	-	1
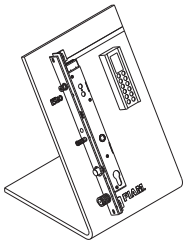				
DISPLAY. Thesis 2.0 and Stylos PAD Reader	**FXK750**	1	-	1
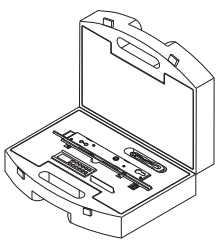				
DEMO KIT. Thesis 2.0 and Stylos PAD Reader	**FXKVAL750**	1	-	1

Thesis 2.0 Accessories

	Code	Single package	Multiple package	Min. ord.
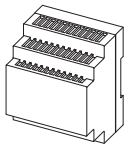 POWER SUPPLY UNIT 12Vdc - 50W Input 120-230Vac. Output 12Vdc 4A. DIN35 rail mounting. Package: 1 power supply unit, instruction manual.	**5E3503**	1	-	1
POWER SUPPLY UNIT 24Vdc - 30W Input 120-230Vac. Output 24Vdc 1.2A. DIN35 rail mounting. Package: 1 power supply unit, instruction manual.	**5E3501**	1	-	1
POWER SUPPLY UNIT 24Vdc - 70W Input 120-230Vac. Output 24Vdc 3A. DIN35 rail mounting. Package: 1 power supply unit, instruction manual.	**5E3502**	1	-	1
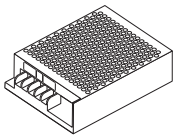 POWER SUPPLY UNIT 12VDC - 42W Input 120-230Vac. Output 12Vdc 3A. DIN35 rail mounting. Compatible with THESIS. Package: 1 power supply unit, instruction manual.	**5870000004012**	1	-	1
 CONCEALED LEAD COVER, flexible, external, in stainless steel L=300	**94403010E**	1	-	1
CONCEALED LEAD COVER, flexible, external, in stainless steel L=450	**FXAGFA45D900000**	5	-	5
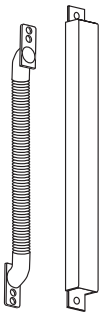 CONCELEAD LEAD COVER, flexible, in stainless steel, flush version L=300 For openings up to 90°. Compatibile con Thesis, Top Exit DGT, x1R.	**00000881000000**	1	-	1

Thesis 2.0 Accessories

	Code	Single package	Multiple package	Min. ord.
SPRING CONCELEAD LEAD COVER, flexible. For openings up to 180°.	**0000060130000**	1	-	1





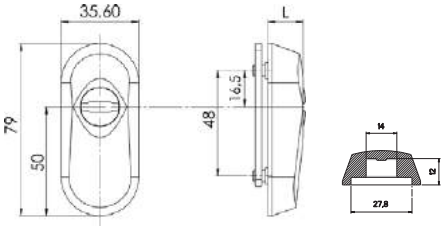

IRON. Escutcheon for European profile cylinder. Tempered steel.

For projecting cylinders 4 mm to 11,2 mm.				
Satin nickel plated - L = 16 mm	**98050204**	1	-	1
Black painted - L = 16 mm	**98050205**	1	-	1
Polished brass-plated - L = 16 mm	**98050206**	1	-	1
For projecting cylinders 4 mm to 7,4 mm.				
Satin nickel plated - L = 12 mm	**98050104**	1	-	1
Black painted - L = 12 mm	**98050105**	1	-	1
Polished brass-plated - L = 12 mm	**98050106**	1	-	1

SWISSDOOR
DØRTEKNIK FOR PROFESSIONELLE



Locks for metal frames

Certifications


Certificazione di Prodotto
Product Certification
042BE/2
ISEO SERRATURE S.p.A.


Certificazione di Prodotto
Product Certification
043BE/2
ISEO SERRATURE S.p.A.


Certificazione di Prodotto
Product Certification
044BE/2
ISEO SERRATURE S.p.A.


Certificazione di Prodotto
Product Certification
049BE/2
ISEO SERRATURE S.p.A.


Certificazione di Prodotto
Product Certification
050BE/2
ISEO SERRATURE S.p.A.


Certificazione di Prodotto
Product Certification
0108BE/0
ISEO SERRATURE S.p.A.

All the updated certificates can be downloaded from our web site: www.iseoserrature.it

Electa multipoint electric lock



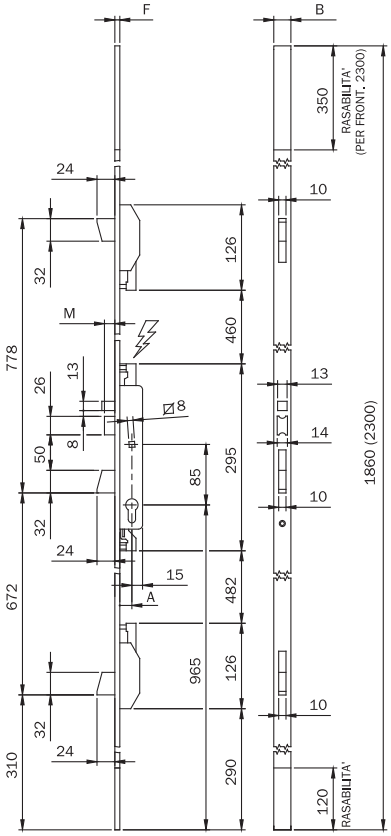

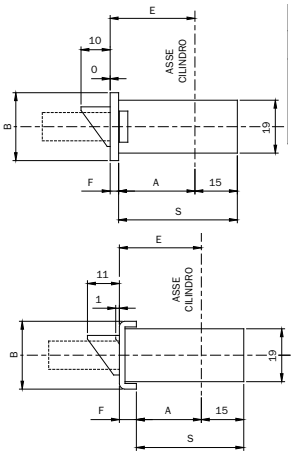

Codice							
Art.		E		A	S	B	F
7858	11	25	2	22	37	24	3
		30		27	42		
		35		32	47		

Codice							
Art.		E		A	S	B	F
7858	01	25	2	18	33	24	6
		30		23	38		
		35		28	43		

Multipoint electric mortice lock for metal frames with 3 LATERAL LOCKINGS, **12Vac/dc**, operating with European profile cylinder
CENTRAL ELECTRIC LOCK WITH ROTATING DEADBOLT and mm 24 throw.
SELF-LOCKING LATCHBOLT. Latchlocking by electric pulse, key or HANDLE FOLLOWER mm 8.
Separate loading spring. Adjustable on top and bottom.
2 deviators, with rotating deadbolt mm 24 throw.
2 nylon end blocks and two front plate supports for open joint for U-version.
2 cylinder escutcheons. Fixing screws. Instruction sheet.
Accessories to be ordered separately: Striking plates

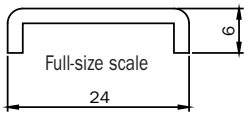

	Code	Min. ord. Single package	-	Multiple package
U-front plate **1860x24x6** in stainless steel. Backset mm 25	**785801252**	1	-	1
U-front plate **1860x24x6** in stainless steel. Backset mm 30	**785801302**	1	-	1
U-front plate **1860x24x6** in stainless steel. Backset mm 35	**785801352**	1	-	1

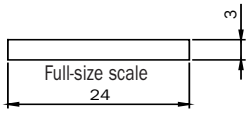

	Code	Min. ord. Single package	-	Multiple package
Flat front plate **1860x24x3** in stainless steel. Backset mm 25	**785811252**	1	-	1
Flat front plate **1860x24x3** in stainless steel. Backset mm 30	**785811302**	1	-	1
Flat front plate **1860x24x3** in stainless steel. Backset mm 35	**785811352**	1	-	1

Electa multipoint electric lock



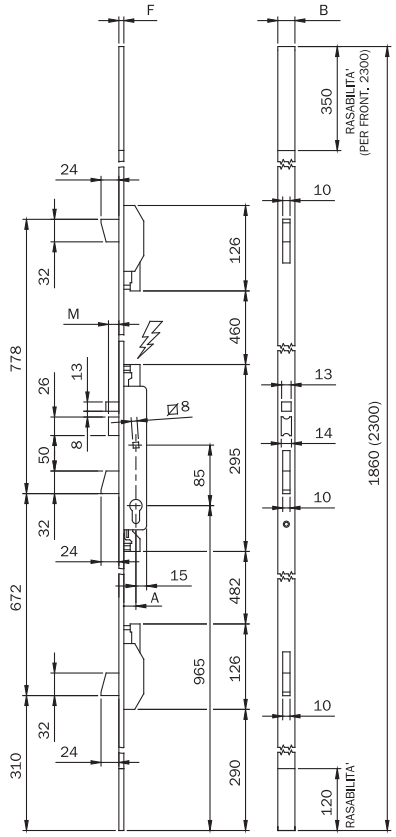

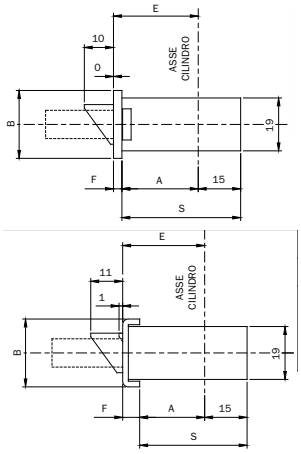

Codice							
Art.		E		A	S	B	F
7858	11	25	2	22	37	24	3
		30		27	42		
		35		32	47		

Codice							
Art.		E		A	S	B	F
7858	01	25	2	18	33	24	6
		30		23	38		
		35		28	43		

Multipoint electric mortice lock for metal frames with 3 LATERAL LOCKINGS, **12Vac/dc**, operating with European profile cylinder **CENTRAL ELECTRIC LOCK WITH ROTATING DEADBOLT** and mm 24 throw. **SELF-LOCKING LATCHBOLT**.
Latchlocking by electric pulse, key or HANDLE FOLLOWER mm 8.
Separate loading spring. Adjustable on top and bottom.
2 deviators, with rotating deadbolt mm 24 throw.
2 nylon end blocks and two front plate supports for open joint for U-version.
2 cylinder escutcheons. Fixing screws. Instruction sheet.
Accessories to be ordered separately: Striking plates

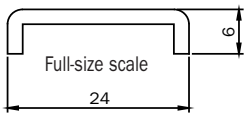

		Code	Min. ord. Single package	-	Multiple package
U-front plate **2300x24x6** in black painted steel. Backset mm 25		**785800250**	1	-	1
U-front plate **2300x24x6** in black painted steel. Backset mm 30		**785800300**	1	-	1
U-front plate **2300x24x6** in black painted steel. Backset mm 35		**785800350**	1	-	1

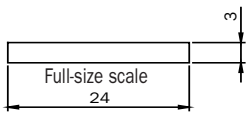

		Code	Min. ord. Single package	-	Multiple package
Flat front plate **2300x24x3** in black painted steel. Backset mm 25		**785810250**	1	-	1
Flat front plate **2300x24x3** in black painted steel. Backset mm 30		**785810300**	1	-	1
Flat front plate **2300x24x3** in black painted steel. Backset mm 35		**785810350**	1	-	1

Electa multipoint lock



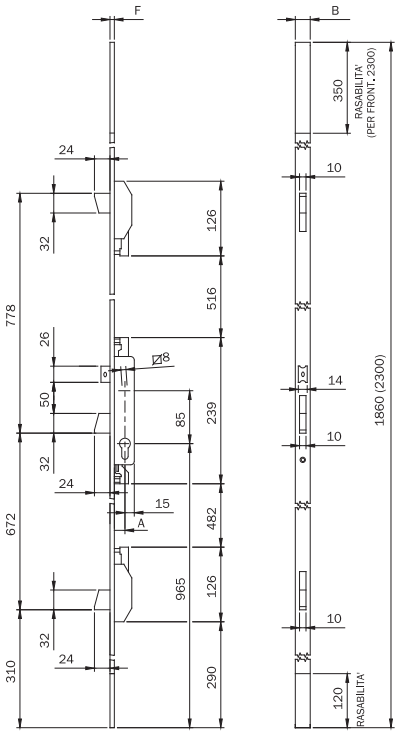

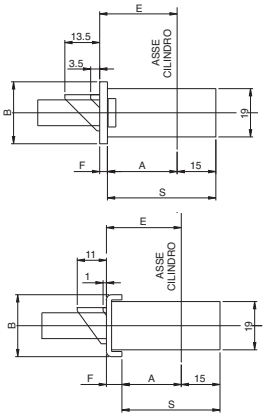

Codice							
Art.		E		A	S	B	F
78**	11	25	2	22	37	24	3
		30		27	42		
		35		32	47		

Codice							
Art.		E		A	S	B	F
78**	01	25	2	18	33	24	6
		30		23	38		
		35		28	43		

Multipoint mortice lock for metal frames with 3 LATERAL LOCKINGS, operating with European profile cylinder
CENTRAL LOCK with rotating deadbolt mm 24 throw. Latchlocking by key or HANDLE FOLLOWER mm 8.
2 deviators, with rotating deadbolt mm 24 throw. Adjustable on top and bottom.
2 nylon end blocks and two front plate supports for open joint for U-version.
2 cylinder escutcheons. Fixing screws. Instruction sheet.
Accessories to be ordered separately: Striking plates

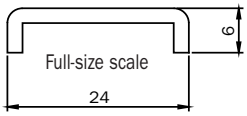

Code | Min. ord. Multiple package | Single package

REVERSIBLE AND ADJUSTABLE LATCHBOLT

U-front plate **1860x24x6** in stainless steel. Backset mm 25	**785101252**	1	-	1
U-front plate **1860x24x6** in stainless steel. Backset mm 30	**785101302**	1	-	1
U-front plate **1860x24x6** in stainless steel. Backset mm 35	**785101352**	1	-	1

ADJUSTABLE ROLLER

U-front plate **1860x24x6** in stainless steel. Backset mm 25	**785201252**	1	-	1
U-front plate **1860x24x6** in stainless steel. Backset mm 30	**785201302**	1	-	1
U-front plate **1860x24x6** in stainless steel. Backset mm 35	**785201352**	1	-	1

ICIM CERTIFIED PRODUCT

Code

Min. ord.
Multiple package
Single package

Electa multipoint lock



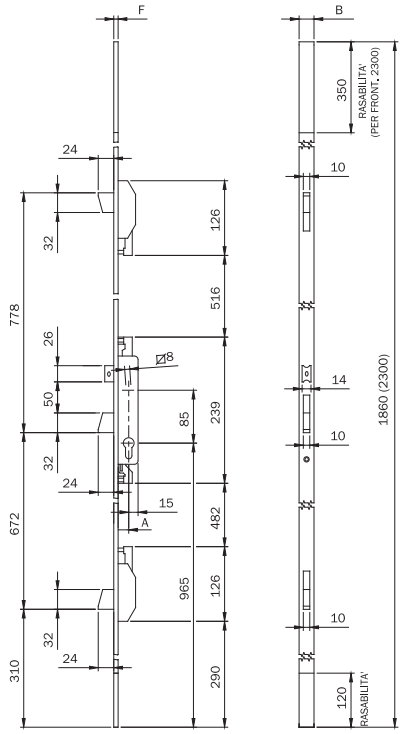

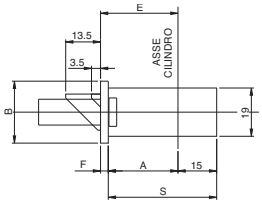

Codice							
Art.		E		A	S	B	F
78**	11	25	2	22	37	24	3
		30		27	42		
		35		32	47		

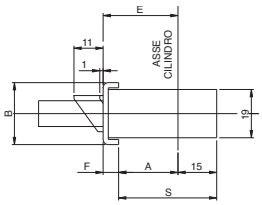

Codice							
Art.		E		A	S	B	F
78**	01	25	2	18	33	24	6
		30		23	38		
		35		28	43		

Multipoint mortice lock for metal frames with 3 LATERAL LOCKINGS, operating with European profile cylinder
CENTRAL LOCK with rotating deadbolt mm 24 throw. Latchlocking by key or HANDLE FOLLOWER mm 8.
2 deviators, with rotating deadbolt mm 24 throw. Adjustable on top and bottom.
2 nylon end blocks and two front plate supports for open joint for U-version.
2 cylinder escutcheons. Fixing screws. Instruction sheet.
Accessories to be ordered separately: Striking plates

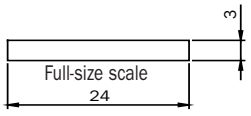

REVERSIBLE AND ADJUSTABLE LATCHBOLT

Flat front plate **1860x24x3** in stainless steel. Backset mm 25	**785111252**	1	-	1
Flat front plate **1860x24x3** in stainless steel. Backset mm 30	**785111302**	1	-	1
Flat front plate **1860x24x3** in stainless steel. Backset mm 35	**785111352**	1	-	1

ADJUSTABLE ROLLER

Flat front plate **1860x24x3** in stainless steel. Backset mm 25	**785211252**	1	-	1
Flat front plate **1860x24x3** in stainless steel. Backset mm 30	**785211302**	1	-	1
Flat front plate **1860x24x3** in stainless steel. Backset mm 35	**785211352**	1	-	1

Electa multipoint lock



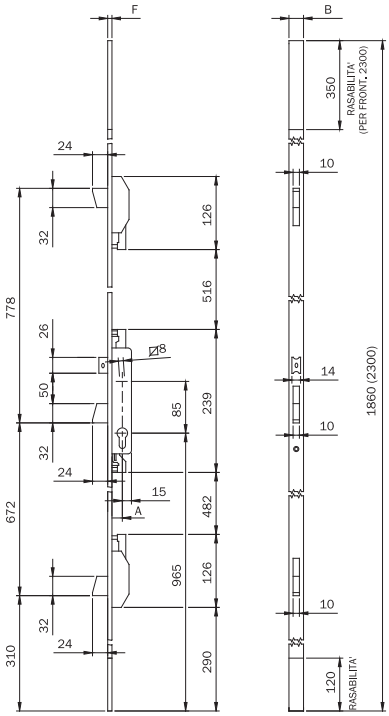

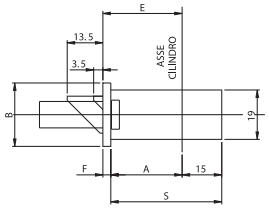

Codice							
Art.		E		A	S	BF	
78**	11	25	23	22	7	24	3
		30		27	42		
		35		32	47		

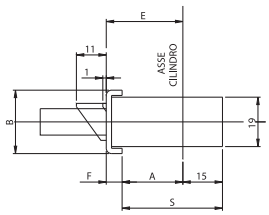

Codice							
Art.		EA			S	BF	
78**	01	25	2	18	33	24	6
		30		23	38		
		35		28	43		

Multipoint mortice lock for metal frames with 3 LATERAL LOCKINGS, operating with European profile cylinder
CENTRAL LOCK with rotating deadbolt mm 24 throw. Latchlocking by key or HANDLE FOLLOWER mm 8.
2 deviators, with rotating deadbolt mm 24 throw. Adjustable on top and bottom.
2 nylon end blocks and two front plate supports for open joint for U-version.
2 cylinder escutcheons. Fixing screws. Instruction sheet.
Accessories to be ordered separately: Striking plates

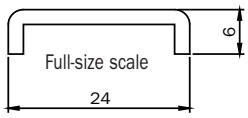

Code	Multiple package	Min. ord.
REVERSIBLE AND ADJUSTABLE LATCHBOLT		
U-front plate **2300x24x6** in black painted steel. Backset mm 25	**785100250**	1 - 1
U-front plate **2300x24x6** in black painted steel. Backset mm 30	**785100300**	1 - 1
U-front plate **2300x24x6** in black painted steel. Backset mm 35	**785100350**	1 - 1
ADJUSTABLE ROLLER		
U-front plate **2300x24x6** in black painted steel. Backset mm 25	**785200250**	1 - 1
U-front plate **2300x24x6** in black painted steel. Backset mm 30	**785200300**	1 - 1
U-front plate **2300x24x6** in black painted steel. Backset mm 35	**785200350**	1 - 1
DEADBOLT ONLY		
U-front plate **2300x24x6** in black painted steel. Backset mm 25	**785300250**	1 - 1
U-front plate **2300x24x6** in black painted steel. Backset mm 30	**785300300**	1 - 1
U-front plate **2300x24x6** in black painted steel. Backset mm 35	**785300350**	1 - 1

ICIM CERTIFIED PRODUCT

Code

Min. ord.
Multiple package
Single package

Electa multipoint lock



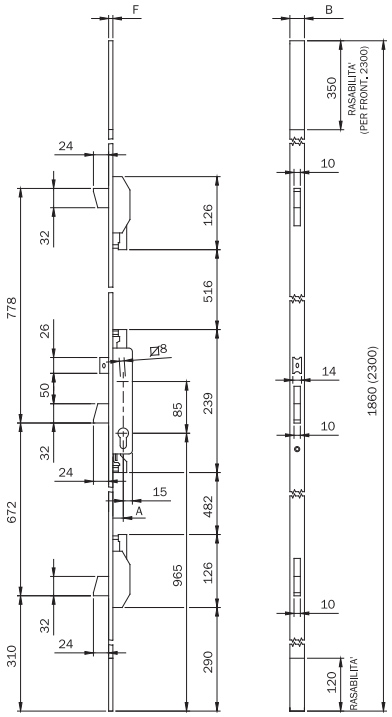

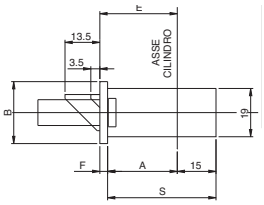

Codice							
Art.		E		A	S	B	F
78**	11	25	2	22	37	24	3
		30		27	42		
		35		32	47		

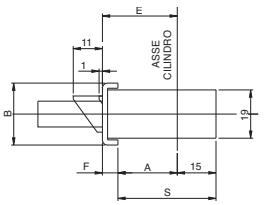

Codice							
Art.		E		A	S	B	F
78**	01	25	2	18	33	24	6
		30		23	38		
		35		28	43		

Multipoint mortice lock for metal frames with 3 LATERAL LOCKINGS, operating with European profile cylinder
CENTRAL LOCK with rotating deadbolt mm 24 throw. Latchlocking by key or HANDLE FOLLOWER mm 8.
2 deviators, with rotating deadbolt mm 24 throw. Adjustable on top and bottom.
2 nylon end blocks and two front plate supports for open joint for U-version.
2 cylinder escutcheons. Fixing screws. Instruction sheet.
Accessories to be ordered separately: Striking plates

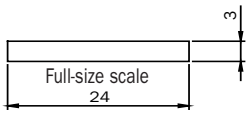

REVERSIBLE AND ADJUSTABLE LATCHBOLT

Flat front plate **2300x24x3** in black painted steel. Backset mm 25	**785110250**	1	-	1
Flat front plate **2300x24x3** in black painted steel. Backset mm 30	**785110300**	1	-	1
Flat front plate **2300x24x3** in black painted steel. Backset mm 35	**785110350**	1	-	1

ADJUSTABLE ROLLER

Flat front plate **2300x24x3** in black painted steel. Backset mm 25	**785210250**	1	-	1
Flat front plate **2300x24x3** in black painted steel. Backset mm 30	**785210300**	1	-	1
Flat front plate **2300x24x3** in black painted steel. Backset mm 35	**785210350**	1	-	1

DEADBOLT ONLY

Flat front plate **2300x24x3** in black painted steel. Backset mm 25	**785310250**	1	-	1
Flat front plate **2300x24x3** in black painted steel. Backset mm 30	**785310300**	1	-	1
Flat front plate **2300x24x3** in black painted steel. Backset mm 35	**785310350**	1	-	1

ICIM CERTIFIED PRODUCT

Code | Min. ord. Multiple package | Min. ord. Single package

Electa multipoint lock



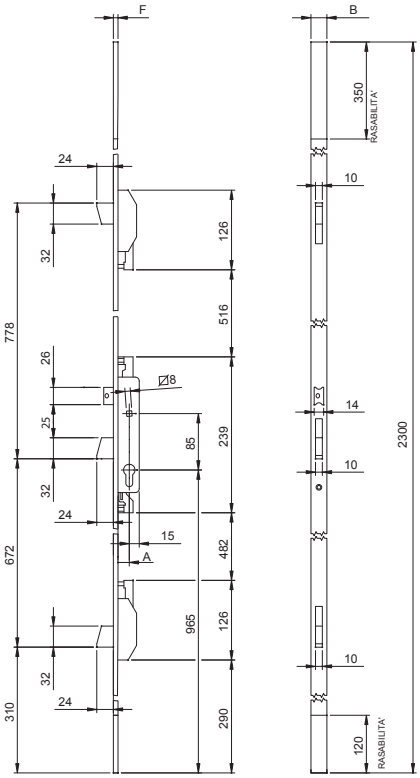

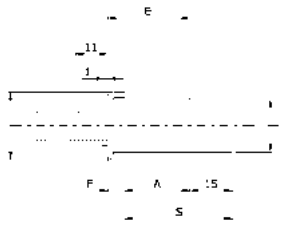

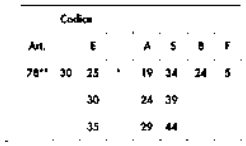

Multipoint mortice lock for metal frames with 3 LATERAL LOCKINGS, operating with European profile cylinder **CENTRAL LOCK** with rotating deadbolt mm 24.
Latchlocking by key or handle follower mm 8. Adjustable on top and bottom.
2 deviators, with rotating deadbolt mm 24 throw. Fixing screws. Instruction sheet.
Accessories to be ordered separately: striking plates.



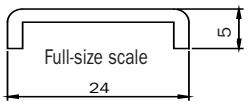

REVERSIBLE AND ADJUSTABLE LATCHBOLT

U-front plate **2300x24x5** in stainless steel. Backset mm 25	**785130252**	1	-	1
U-front plate **2300x24x5** in stainless steel. Backset mm 30	**785130302**	1	-	1
U-front plate **2300x24x5** in stainless steel. Backset mm 35	**785130352**	1	-	1

ADJUSTABLE ROLLER

U-front plate **2300x24x5** in stainless steel. Backset mm 25	**785230252**	1	-	1
U-front plate **2300x24x5** in stainless steel. Backset mm 30	**785230302**	1	-	1
U-front plate **2300x24x5** in stainless steel. Backset mm 35	**785230352**	1	-	1

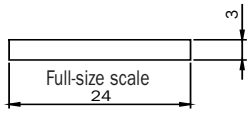

REVERSIBLE AND ADJUSTABLE LATCHBOLT

Flat front plate **2300x24x3** in stainless steel. Backset mm 25	**785110252**	1	-	1
Flat front plate **2300x24x3** in stainless steel. Backset mm 30	**785110302**	1	-	1
Flat front plate **2300x24x3** in stainless steel. Backset mm 35	**785110352**	1	-	1

Electa electric lock stainless steel front plate mm 22



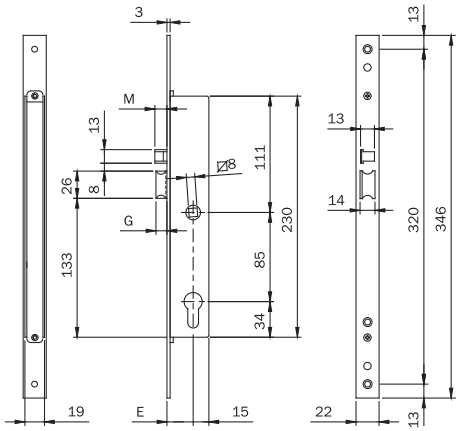

Electric mortice lock for metal frames, LATERAL LOCKING, **12Vac/dc**, operating with European profile cylinder.
Front plate mm **346x22x3** in STAINLESS STEEL. **SELF-LOCKING LATCHBOLT ONLY**. Latchlocking by electric pulse, key or handle follower mm 8. Separate loading spring.
2 escutcheons. Pair of front plate spacers.
Fixing screws. Instruction sheet.
Accessories to be ordered separately: striking plates

	Code		Single package	Multiple package	Min. ord.
Backset mm 25	**781702252**		1	10	10
Backset mm 30	**781702302**		1	10	10
Backset mm 35	**781702352**		1	10	10

Electric mortice lock for metal frames, lateral locking, **12Vac/dc**, operating with European profile cylinder.
Front plate mm **346x22x3** in STAINLESS STEEL. **SELF-LOCKING AND mm 5 extended latchbolt only.**
Latchlocking by electric pulse, key or handle follower mm 8. Separate mm 5 extended loading spring.
2 escutcheons. Pair of front plate spacers. Fixing screws. Instruction sheet.
Accessories to be ordered separately: striking plates

	Code		Single package	Multiple package	Min. ord.
Backset mm 25	**7817022525**		1	10	10
Backset mm 30	**7817023025**		1	10	10
Backset mm 35	**7817023525**		1	10	10

Code | Single package | Multiple package | Min. ord.

Electa electric lock stainless steel front plate mm 22



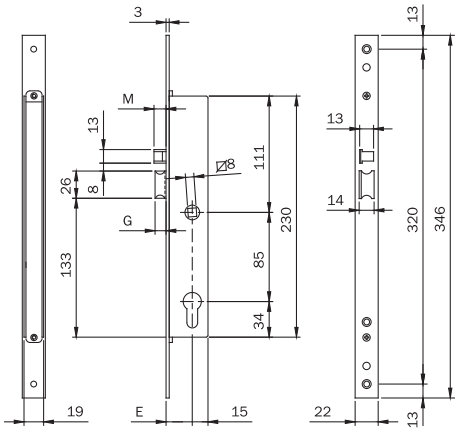

Electric mortice lock for metal frames, LATERAL LOCKING, **12Vac/dc**, operating with European profile cylinder.
Front plate mm **346x22x3** in STAINLESS STEEL. Rotating DEADBOLT 24 mm throw.
SELF-LOCKING LATCHBOLT only. Latchlocking by electric pulse,
key or handle follower mm 8. Separate loading spring.
2 escutcheons. Pair of front plate spacers. Fixing screws. Instruction sheet.
Accessories to be ordered separately: striking plates

Backset mm 25	**781802252**	1	10	10
Backset mm 30	**781802302**	1	10	10
Backset mm 35	**781802352**	1	10	10

Electric mortice lock for metal frames, LATERAL LOCKING, **12Vac/dc**, operating with European profile cylinder
Front plate mm **346x22x3** in STAINLESS STEEL. Rotating DEADBOLT 24 mm throw.
SELF-LOCKING LATCHBOLT, EXTENDED + mm 5. Latchlocking by electric pulse,
key or handle follower mm 8. Separate loading spring extended + mm 5.
2 escutcheons. Pair of front plate spacers.
Fixing screws. Instruction sheet.
Accessories to be ordered separately: striking plates

Backset mm 25	**7818022525**	1	10	10
Backset mm 30	**7818023025**	1	10	10
Backset mm 35	**7818023525**	1	10	10

Code | Single package | Multiple package | Min. ord.

Electa electric lock stainless steel front plate mm 22



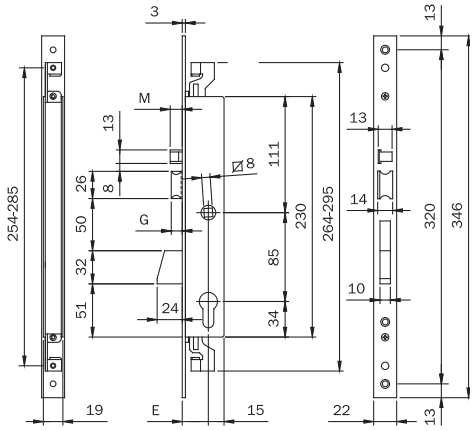

Electric mortice lock for metal frames, 3-POINT LOCKING, **12Vac/dc**, operating with European profile cylinder
Rods screwed connection. Front plate mm **346x22x3** in STAINLESS STEEL. Rotating DEADBOLT with 24 mm throw.
SELF-LOCKING LATCHBOLT. Latchlocking by electric pulse, key or handle follower mm 8.
Separate loading spring. 2 escutcheons. Pair of front plate spacers. Fixing screws. Instruction sheet.
Accessories to be ordered separately: striking plates.
Pair of plates used to connect the lock to the external rods - ref. 990853
Deviators for external rods 3-point lateral locking - ref. 780322252
Deviators for internal rods 3-point lateral locking - ref. 780302252
Pair of deviated internal rods and accessories - ref. 990850
Pair of straight internal rods and accessories - ref. 990851

Backset mm 25	**783802252**	1	10	10
Backset mm 30	**783802302**	1	10	10
Backset mm 35	**783802352**	1	10	10

Electric mortice lock for metal frames, 3-POINT LOCKING, **12Vac/dc**, operating with European profile cylinder.
Rods screwed connection. Front plate mm **346x22x3** in STAINLESS STEEL. Rotating DEADBOLT with 24 mm throw.
Self-locking latchbolt. **SELF-LOCKING LATCHBOLT EXTENDED + mm 5.**
Latchlocking by electric pulse, key or handle follower mm 8.
Separate loading spring extended + mm 5. 2 escutcheons.
Pair of Front plate spacers. Fixing screws. Instruction sheet.
Accessories to be ordered separately: striking plates.
Pair of plates used to connect the lock to the external rods - ref. 990853
Deviators for external rods 3-point lateral locking - ref. 780322252
Deviators for internal rods 3-point lateral locking - ref. 780302252
Pair of deviated internal rods and accessories - ref. 990850
Pair of straight internal rods and accessories - ref. 990851

Backset mm 25	**7838022525**	1	10	10
Backset mm 30	**7838023025**	1	10	10

Electa stainless steel front plate mm 22



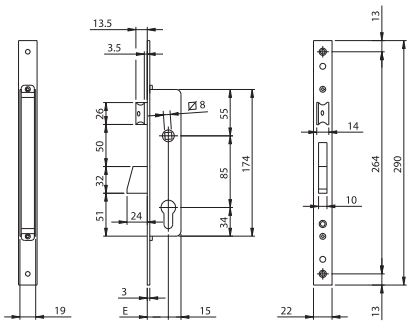

Mortice lock for metal frames, LATERAL LOCKING, operating with European profile cylinder.
Front plate **290x22x3** in STAINLESS STEEL. Rotating **DEADBOLT** with mm 24 throw.
Separate reversible and adjustable **LATCHBOLT** 10 to 15 mm.
Latchlocking by key or handle follower mm 8.
2 escutcheons. Pair of front plate supports. Fixing screws. Instruction sheet.
Accessories to be ordered separately: striking plates

	Code		Multiple package	Min. ord.
Backset mm 25	**781102252**	1	10	10
Backset mm 30	**781102302**	1	10	10
Backset mm 35	**781102352**	1	10	10



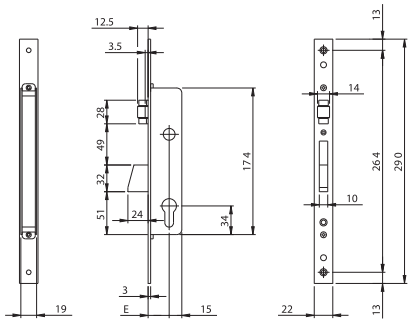

Mortice lock for metal frames, LATERAL LOCKING, operating with European profile cylinder.
Front plate **290x22x3** in STAINLESS STEEL. Rotating **DEADBOLT** with mm 24 throw.
ADJUSTABLE ROLLER. 2 escutcheons.
Pair of front plate supports. Fixing screws. Instruction sheet.
Accessories to be ordered separately: striking plates

	Code		Multiple package	Min. ord.
Backset mm 25	**781202252**	1	10	10
Backset mm 30	**781202302**	1	10	10
Backset mm 35	**781202352**	1	10	10

ICIM CERTIFIED PRODUCT

Code | Single package | Multiple package | Min. ord.

Electa stainless steel front plate mm 22



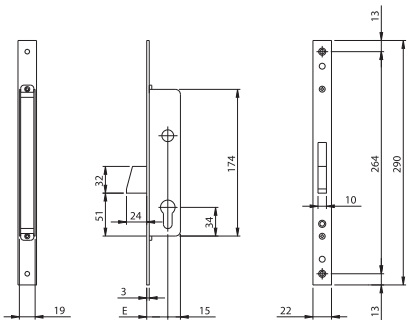

Mortice lock for metal frames, LATERAL LOCKING, operating with European profile cylinder.
Front plate **290x22x3** in STAINLESS STEEL. Rotating DEADBOLT with mm 24 throw.
2 escutcheons. Pair of front plate supports. Fixing screws. Instruction sheet.
Accessories to be ordered separately: striking plates.

Backset mm 25	**781302252**	1	10	10
Backset mm 30	**781302302**	1	10	10
Backset mm 35	**781302352**	1	10	10



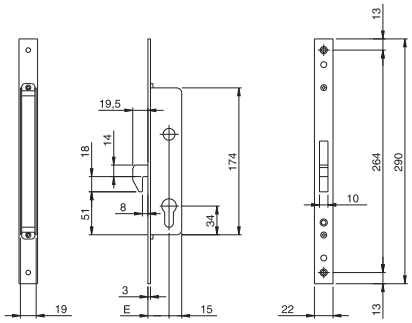

Mortice lock for metal frames, LATERAL LOCKING, operating with European profile cylinder.
Front plate **290x22x3** in STAINLESS STEEL. **HOOK DEADBOLT**, **CLEARANCE 8**, with mm 18 throw.
2 escutcheons. Pair of front plate supports. Fixing screws. Instruction sheet.
Accessories to be ordered separately: striking plates.

Backset mm 25	**781402252**	1	10	10
Backset mm 30	**781402302**	1	10	10
Backset mm 35	**781402352**	1	10	10

Electa stainless steel front plate mm 22



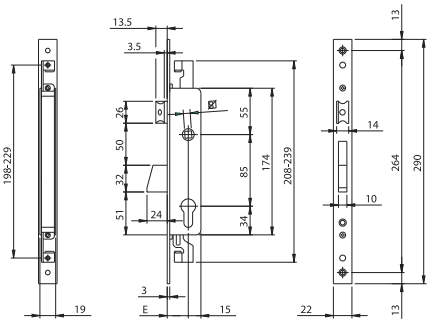

Mortice lock for metal frames, 3-POINT LOCKING, operating with European profile cylinder. Rods screwed connection.
Front plate mm **290x22x3** in STAINLESS STEEL. Rotating DEADBOLT with mm 24 throw.
Separate **REVERSIBLE AND ADJUSTABLE LATCHBOLT** 10 to 15 mm
Latchlocking by key or handle follower mm 8.
2 escutcheons. Pair of front plate supports. Fixing screws. Instruction sheet.
Accessories to be ordered separately: striking plates.
Pair of plates used to connect the lock to the external rods - ref. 990853
Deviators for external rods 3-point lateral locking - ref. 780322252
Deviators for internal rods 3-point lateral locking - ref. 780302252
Pair of deviated internal rods and accessories - ref. 990850
Pair of straight internal rods and accessories - ref. 990851

	Code	Single package	Multiple package	Min. ord.
Backset mm 25	**783102252**	1	10	10
Backset mm 30	**783102302**	1	10	10
Backset mm 35	**783102352**	1	10	10



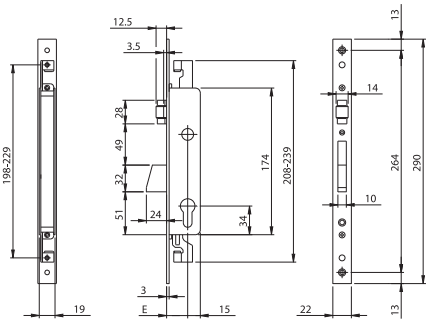

Mortice lock for metal frames, 3-POINT LOCKING, operating with European profile cylinder. Rods screwed connection.
Front plate mm **290x22x3** in STAINLESS STEEL. Rotating DEADBOLT with mm 24 throw. **ADJUSTABLE ROLLER**.
2 escutcheons. Pair of front plate supports. Fixing screws. Instruction sheet.
Accessories to be ordered separately: striking plates.
Pair of plates used to connect the lock to the external rods - ref. 990853
Deviators for external rods 3-point lateral locking - ref. 780322252
Deviators for internal rods 3-point lateral locking - ref. 780302252
Pair of deviated internal rods and accessories - ref. 990850
Pair of straight internal rods and accessories - ref. 990851

	Code	Single package	Multiple package	Min. ord.
Backset mm 25	**783202252**	1	10	10
Backset mm 30	**783202302**	1	10	10
Backset mm 35	**783202352**	1	10	10

Code | Single package | Multiple package | Min. ord.

Electa stainless steel front plate mm 22



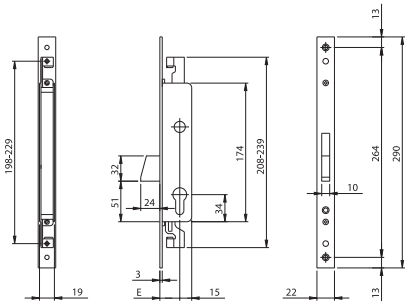

Mortice lock for metal frames, 3-POINT LOCKING, operating with European profile cylinder. Rods screwed connection.
Front plate mm **290x22x3** in STAINLESS STEEL. Rotating DEADBOLT with mm 24 throw.
2 escutcheons. Pair of front plate supports. Fixing screws. Instruction sheet.
Accessories to be ordered separately: striking plates.
Pair of plates used to connect the lock to the external rods - ref. 990853
Deviators for external rods 3-point lateral locking - ref. 780322252
Deviators for internal rods 3-point lateral locking - ref. 780302252
Pair of deviated internal rods and accessories - ref. 990850
Pair of straight internal rods and accessories - ref. 990851

Backset mm 25	**783302252**	1	10	10
Backset mm 30	**783302302**	1	10	10
Backset mm 35	**783302352**	1	10	10



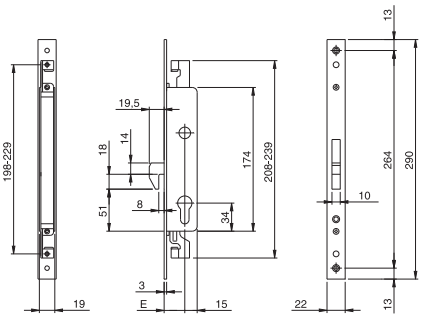

Mortice lock for metal frames, 3-POINT LOCKING, operating with European profile cylinder. Rods screwed connection.
Front plate mm **290x22x3** in STAINLESS STEEL. **HOOK DEADBOLT**, **CLEARANCE 8**, with mm 18 throw.
2 escutcheons. Pair of front plate supports. Fixing screws. Instruction sheet.
Accessories to be ordered separately: striking plates.
Pair of plates used to connect the lock to the external rods - ref. 990853
Deviators for external rods 3-point lateral locking - ref. 780322252
Deviators for internal rods 3-point lateral locking - ref. 780302252
Pair of deviated internal rods and accessories - ref. 990850
Pair of straight internal rods and accessories - ref. 990851

Backset mm 25	**783402252**	1	10	10
Backset mm 30	**783402302**	1	10	10
Backset mm 35	**783402352**	1	10	10

Code | Multiple package | Single package

Electa stainless steel front plate mm 22



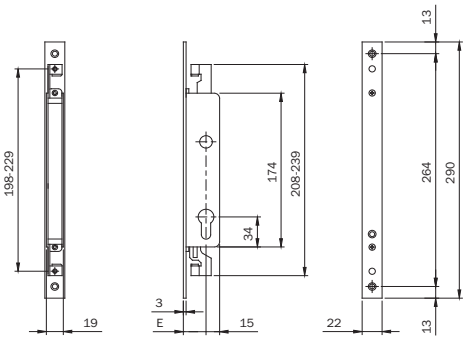

Mortice lock for metal frames, **DOUBLE TOP/BOTTOM LOCKING**, operating with European profile cylinder.
Rods screwed connection. Front plate mm **290x22x3** in STAINLESS STEEL. 2 escutcheons.
Pair of front plate supports. Fixing screws. Instruction sheet.
Accessories to be ordered separately: Striking plates
Pair of plates used to connect the lock to the external rods - ref. 990853
Deviators for external rods 3-point lateral locking - ref. 780322252
Deviators for internal rods 3-point lateral locking - ref. 780302252
Pair of deviated internal rods and accessories - ref. 990850
Pair of straight internal rods and accessories - ref. 990851

Backset mm 25	**782002252**	1	10	10
Backset mm 30	**782002302**	1	10	10
Backset mm 35	**782002352**	1	10	10



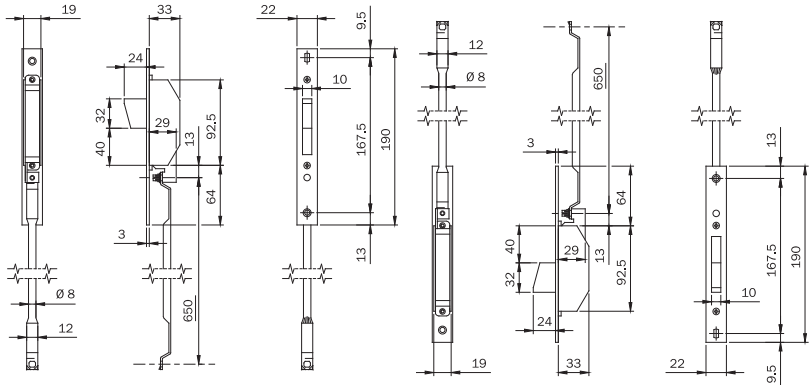

Deviators for 3-POINT LATERAL LOCKING. Internal rods to be used
with locks with **SCREWED CONNECTION**.
Front plate mm **190x22x3** in STAINLESS STEEL.
Rotating deadbolt with mm 24 throw.
With internal rods. 2 pairs of nylon spacers.
Rod-guiding nylon bushes. Fixing screws. **780302252** 1 5 5

Code | Single package | Multiple package | Min. ord.

Electa stainless steel front plate mm 22



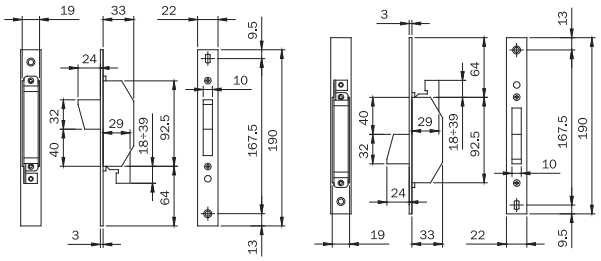

Deviators for 3-POINT LATERAL LOCKING. For assembly with external rods to be used with locks **SCREWED CONNECTION**.
Front plate mm **190x22x3** in STAINLESS STEEL.
Rotating deadbolt with mm 24 throw.
Without internal rods.
2 pairs of nylon spacers. Fixing screws.

Code	Single package	Multiple package	Min. ord.
780322252	1	5	5

ICIM CERTIFIED PRODUCT

Code | Single package | Multiple package | Min. ord.

Electa stainless steel front plate mm 24



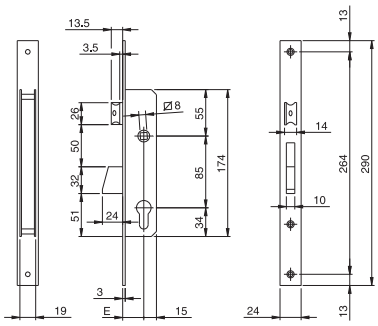

Mortice lock for metal frames, LATERAL LOCKING, operating with European profile cylinder.
Front plate mm **290x24x3** in STAINLESS STEEL. Rotating DEADBOLT with mm 24 throw.
Separate **REVERSIBLE AND ADJUSTABLE LATCHBOLT** 10 to 15 mm
Latchlocking by key or handle follower mm 8.
2 escutcheons. Nylon front plate supports. Fixing screws. Instruction sheet.
Accessories to be ordered separately: Striking plates

Backset mm 25	**781251B**	1	10	10
Backset mm 30	**781301B**	1	10	10
Backset mm 35	**781351B**	1	10	10



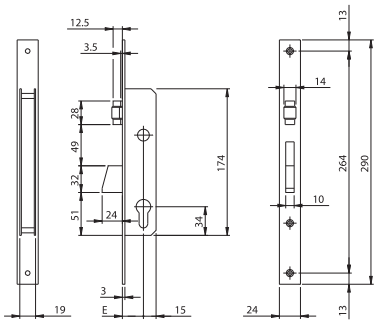

Mortice lock for metal frames, LATERAL LOCKING, operating with European profile cylinder.
Front plate mm **290x24x3** in STAINLESS STEEL.
Rotating **DEADBOLT** with mm 24 throw. Adjustable roller
2 escutcheons. Nylon front plate supports. Fixing screws. Instruction sheet.
Accessories to be ordered separately: Striking plates

Backset mm 25	**781252B**	1	10	10
Backset mm 30	**781302B**	1	10	10
Backset mm 35	**781352B**	1	10	10

ICIM CERTIFIED PRODUCT

Code | Single package | Multiple package | Min. ord.

Electa stainless steel front plate mm 24



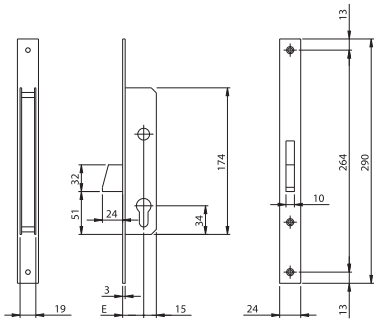

Mortice lock for metal frames, LATERAL LOCKING, operating with European profile cylinder.
Front plate mm **290x24x3** in STAINLESS STEEL.
ROTATING DEADBOLT with mm 24 throw.
2 escutcheons. Nylon front plate supports. Fixing screws. Instruction sheet.
Accessories to be ordered separately: Striking plates

Backset mm 25	**781253B**	1	10	10
Backset mm 30	**781303B**	1	10	10
Backset mm 35	**781353B**	1	10	10



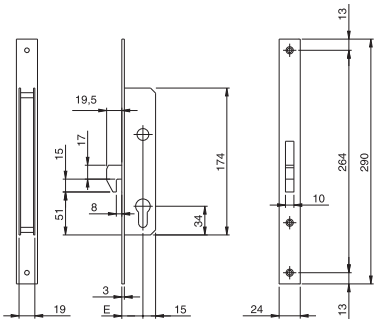

Mortice lock for metal frames, LATERAL LOCKING, operating with European profile cylinder.
Front plate mm 290X24X3 in STAINLESS STEEL.
HOOK DEADBOLT, **CLEARANCE 8**, with mm 18 throw.
2 escutcheons. Nylon front plate supports. Fixing screws. Instruction sheet.
Accessories to be ordered separately: Striking plates

Backset mm 25	**781254B**	1	10	10
Backset mm 30	**781304B**	1	10	10
Backset mm 35	**781354B**	1	10	10

Code | Single package | Multiple package | Min. ord.

Electa stainless steel front plate mm 24



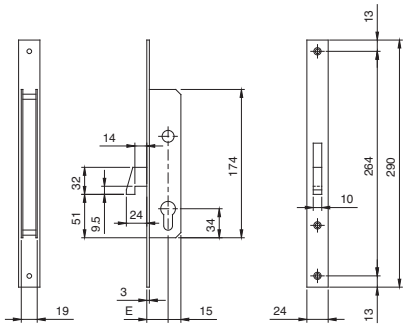

Mortice lock for metal frames, LATERAL LOCKING, operating with European profile cylinder.
Front plate mm **290x24x3** in STAINLESS STEEL.
HOOK DEADBOLT, CLEARANCE 14, with mm 24 throw.
2 escutcheons. Pair of front plate supports. Fixing screws. Instruction sheet.
Accessories to be ordered separately: Striking plates

Backset mm 25	**781470250**	1	10	10
Backset mm 30	**781470300**	1	10	10
Backset mm 35	**781470350**	1	10	10



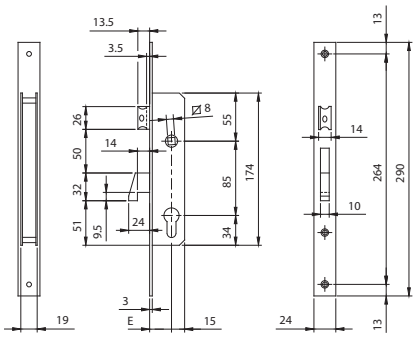

Mortice lock for metal frames, LATERAL LOCKING, operating with European profile cylinder.
Front plate mm **290X24X3** in STAINLESS STEEL.
HOOK DEADBOLT, CLEARANCE 14, with mm 24 throw.
Separate **LATCHBOLT FLUSH WITH FRONT PLATE**, **REVERSIBLE AND ADJUSTABLE** 10 to 15 mm.
Latchlocking by key or handle follower mm 8.
2 escutcheons. Pair of front plate supports. Fixing screws. Instruction sheet.
Accessories to be ordered separately: Striking plates

Backset mm 25	**781570250**	1	10	10
Backset mm 30	**781570300**	1	10	10
Backset mm 35	**781570350**	1	10	10

ICIM CERTIFIED PRODUCT

Code | Single package | Multiple package | Min. ord.

Electa stainless steel front plate mm 24



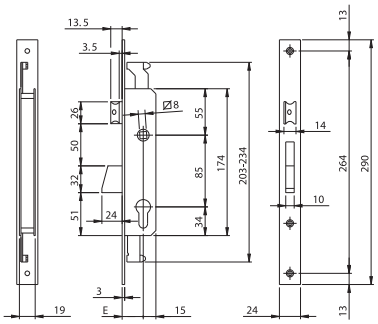

Mortice lock for metal frames, 3-POINT LOCKING, operating with European profile cylinder.
Rods clutch connection. Front plate mm **290x24x3** in STAINLESS STEEL. Rotating DEADBOLT with mm 24 throw.
Separate **REVERSIBLE AND ADJUSTABLE LATCHBOLT** 10 to 15 mm
Latchlocking by key or handle follower mm 8.
2 escutcheons. Nylon front plate support. Fixing screws. Instruction sheet.
Accessories to be ordered separately: Striking plates.
Pair of plates used to connect the lock to the external rods - ref. 990828
Deviators for lateral 3-point locking, internal rods - ref. 780253BFZ
Pair of internal deviated and slotted rods Ø 8 - ref. 990810
Pair of internal straight and slotted rods Ø 8 - ref. 990811

Backset mm 25	**783251B**	1	10	10
Backset mm 30	**783301B**	1	10	10
Backset mm 35	**783351B**	1	10	10



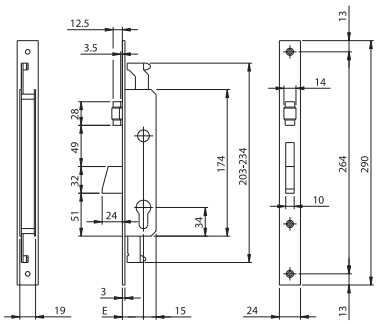

Mortice lock for metal frames, 3-POINT LOCKING, operating with European profile cylinder.
Rods clutch connection. Front plate mm **290x24x3** in STAINLESS STEEL.
Rotating DEADBOLT with mm 24 throw.
ADJUSTABLE ROLLER. 2 escutcheons. Nylon front plate support. Fixing screws. Instruction sheet.
Accessories to be ordered separately: Striking plates.
Pair of plates used to connect the lock to the external rods - ref. 990828
Deviators for lateral 3-point locking, internal rods - ref. 780253BFZ
Pair of internal deviated and slotted rods Ø 8 - ref. 990810
Pair of internal straight and slotted rods Ø 8 - ref. 990811

Backset mm 25	**783252B**	1	10	10
Backset mm 30	**783302B**	1	10	10
Backset mm 35	**783352B**	1	10	10

ICIM CERTIFIED PRODUCT

Code | Single package | Multiple package | Min. ord.

Electa stainless steel front plate mm 24



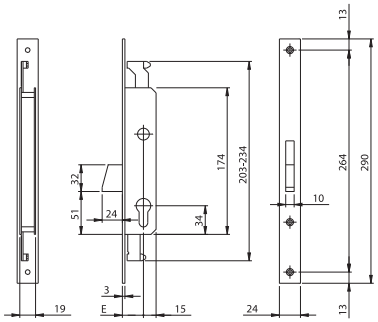

Mortice lock for metal frames, 3-POINT LOCKING, operating with European profile cylinder.
Rods clutch connection. Front plate mm **290X24X3** in STAINLESS STEEL.
Rotating DEADBOLT with mm 24 throw.
2 escutcheons. Nylon front plate support. Fixing screws. Instruction sheet.
Accessories to be ordered separately: striking plates
Pair of plates used to connect the lock to the external rods - ref. 990828
Deviators for lateral 3-point locking, internal rods - ref. 780253BFZ
Pair of internal deviated and slotted rods Ø 8 - ref. 990810
Pair of internal straight and slotted rods Ø 8 - ref. 990811

Backset mm 25	**783253B**	1	10	10
Backset mm 30	**783303B**	1	10	10
Backset mm 35	**783353B**	1	10	10



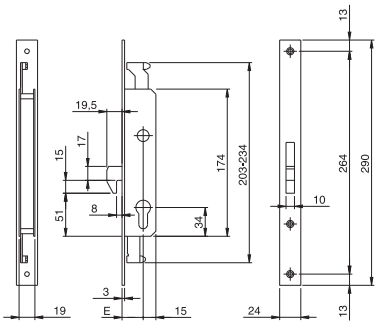

Mortice lock for metal frames, 3-POINT LOCKING, operating with European profile cylinder.
Rods clutch connection.Front plate mm **290x24x3** in STAINLESS STEEL.
HOOK DEADBOLT, CLEARANCE 8, with mm 18 throw.
2 escutcheons. Nylon front plate support. Fixing screws. Instruction sheet.
Accessories to be ordered separately: striking plates.
Pair of plates used to connect the lock to the external rods - ref. 990828
Deviators for lateral 3-point locking, internal rods - ref. 780253BFZ
Pair of internal deviated and slotted rods Ø 8 - ref. 990810
Pair of internal straight and slotted rods Ø 8 - ref. 990811

Backset mm 25	**783254B**	1	10	10
Backset mm 30	**783304B**	1	10	10
Backset mm 35	**783354B**	1	10	10

Code | Single package | Multiple package | Min. ord.

Electa stainless steel front plate mm 24



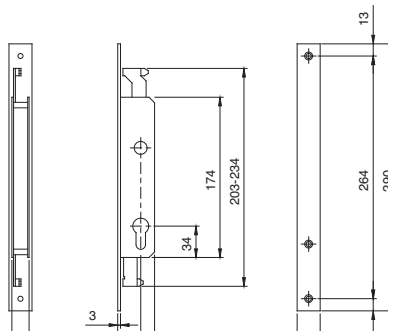

Mortice lock for metal frames, DOUBLE **TOP/BOTTOM** LOCKING, operating with European profile cylinder.
Rods clutch connection. Front plate mm **290x24x3** in STAINLESS STEEL.
2 escutcheons. Nylon front plate support. Fixing screws. Instruction sheet.
Accessories to be ordered separately: striking plates
Pair of plates used to connect the lock to the external rods - ref. 990828
Deviators for lateral 3-point locking, internal rods - ref. 780253BFZ
Pair of internal deviated and slotted rods Ø 8 - ref. 990810
Pair of internal straight and slotted rods Ø 8 - ref. 990811

Backset mm 25	**782250B**	1	10	10
Backset mm 30	**782300B**	1	10	10
Backset mm 35	**782350B**	1	10	10



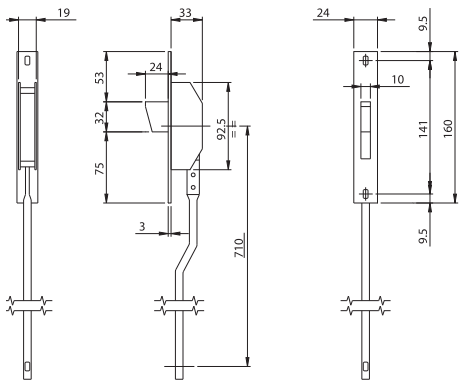

Deviators for 3-POINT LATERAL LOCKING.
Internal rods to be used with locks with **CLUTCH CONNECTION**.
Front plate mm **160x24x3** in STAINLESS STEEL.
Rotating latchbolt with mm 24 throw.
With rods. Rod-guiding pins. Screws with roses. Instruction sheet. **780253** 1 5 5

ICIM CERTIFIED PRODUCT

Code | Single package | Multiple package | Min. ord.

Electa zinc-plated steel front plate mm 24



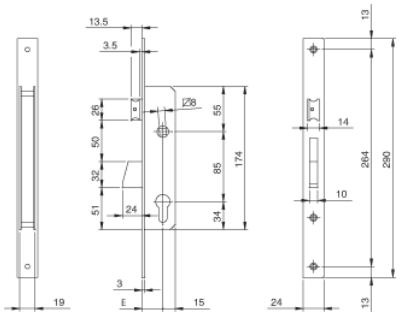

Mortice lock for metal frames, LATERAL LOCKING, operating with European profile cylinder.
Front plate mm **290x24x3** in zinc-plated steel. Rotating DEADBOLT with 24 mm throw. Separate **REVERSIBLE AND ADJUSTABLE LATCHBOLT** 10 to 15 mm.
Latchlocking by key or handle follower mm 8.
2 escutcheons. Cylinder fixing screw.
Accessories to be ordered separately: Striking plates

Backset mm 25	**781251IFZ**	1	10	10
Backset mm 30	**781301IFZ**	1	10	10
Backset mm 35	**781351IFZ**	1	10	10



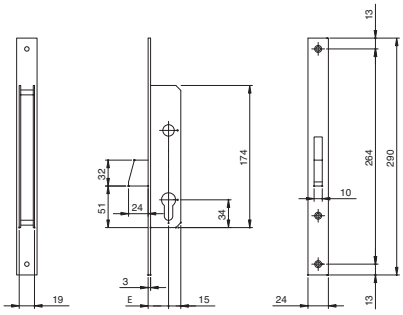

Mortice lock for metal frames, LATERAL LOCKING, operating with European profile cylinder.
Front plate mm **290x24x3** in ZINC-PLATED STEEL.
Rotating DEADBOLT with 24 mm throw.
2 escutcheons. Cylinder fixing screw.
Accessories to be ordered separately: Striking plates

Backset mm 25	**781253IFZ**	1	10	10
Backset mm 30	**781303IFZ**	1	10	10
Backset mm 35	**781353IFZ**	1	10	10

Electa zinc-plated steel front plate mm 24



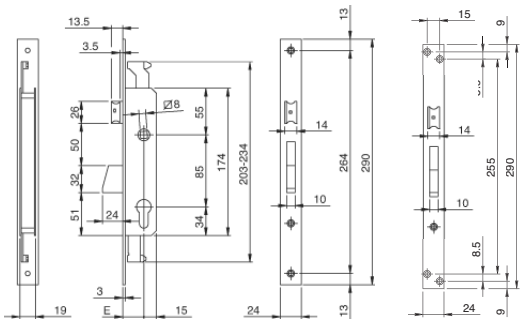

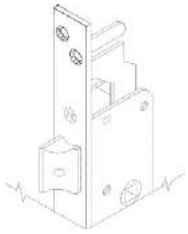

Mortice lock for metal frames, 3-POINT LOCKING, operating with European profile cylinder.
Rods clutch connection. Front plate mm **290x24x3** in ZINC-PLATED STEEL. Rotating DEADBOLT with mm 24 throw.
Separate **REVERSIBLE AND ADJUSTABLE LATCHBOLT** 10 to 15 mm. Deadlocking by key or handle follower mm 8.
2 escutcheons. Cylinder fixing screw.
Accessories to be ordered separately: striking plates
Pair of plates used to connect the lock to the external rods - ref. 990828
Deviators for lateral 3-point locking, internal rods - ref. 780253BFZ
Pair of internal deviated and slotted rods Ø 8 - ref. 990810
Pair of internal straight and slotted rods Ø 8 - ref. 990811
M8 screwed connection for threaded rods - ref. 990823
Pins, tips and rod-guiding plates for Ø 8 rods - ref. 990837



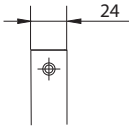

	Code	Single package	Multiple package	Min. ord.
Backset mm 25	**783251IFZ**	1	10	10
Backset mm 30	**783301IFZ**	1	10	10
Backset mm 35	**783351IFZ**	1	10	10

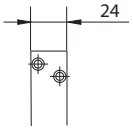

	Code	Single package	Multiple package	Min. ord.
Backset mm 25	**783251IZ4**	1	10	10
Backset mm 30	**783301IZ4**	1	10	10
Backset mm 35	**783351IZ4**	1	10	10

Code | Single package | Multiple package | Min. ord.

Electa zinc-plated steel front plate mm 24



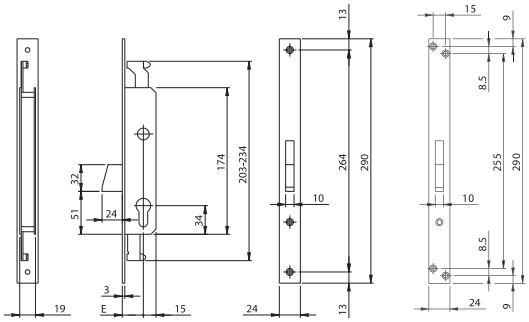



Mortice lock for metal frames, 3-POINT LOCKING, operating with European profile cylinder.
Rods clutch connection. Front plate mm **290x24x3** in ZINC-PLATED STEEL.
Rotating DEADBOLT with mm 24 throw. 2 escutcheons. Cylinder fixing screw.
Accessories to be ordered separately: striking plates
Pair of plates used to connect the lock to the external rods - ref. 990828
Deviators for lateral 3-point locking, internal rods - ref. 780253BFZ
Pair of internal deviated and slotted rods Ø 8 - ref. 990810
Pair of internal straight and slotted rods Ø 8 - ref. 990811
M8 screwed connection for threaded rods - ref. 990823
Pins, tips and rod-guiding plates for Ø 8 rods - ref. 990837

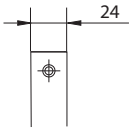

Backset mm 25	**783253IFZ**	1	10	10
Backset mm 30	**783303IFZ**	1	10	10
Backset mm 35	**783353IFZ**	1	10	10

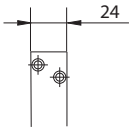

Backset mm 25	**783253IZ4**	1	10	10
Backset mm 30	**783303IZ4**	1	10	10
Backset mm 35	**783353IZ4**	1	10	10



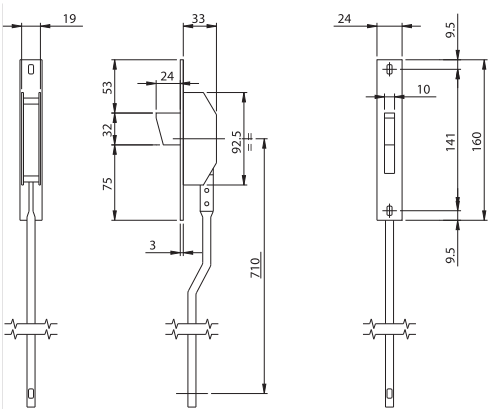

Deviators for 3-point lateral locking. Internal rods to be used with locks with clutch connection.
Front plate mm **160x24x3** in ZINC-PLATED STEEL. Rotating deadbolt with mm 24 throw.
Rod-guiding pins. Screws with roses. **780253BFZ** 1 5 5

Locks for iron frames rods excursion 25 mm



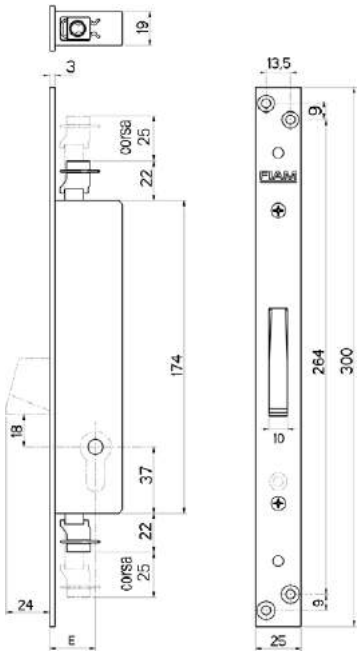

	Code	Single package		Multiple package	Min. ord.

Mortice lock for metal frames, operating with European profile cylinder.
One throw, three locking point, front plate in steel, zinc-plated 25x3 mm. **Rods excursion 25 mm**.
Cylinder to be ordered separately.

Backset 25	**743.04.25**	12	-	12
Backset 30	**743.04.30**	12	-	12
Backset 35	**743.04.35**	12	-	12

Mortice lock for metal frames, operating with European profile cylinder.
One throw, three locking point, front plate in steel, zinc-plated 25x3 mm. **Rods excursion 25 mm.**
3 keys for cross-key cylinder 91.01.75

Backset 25	**743.11.25**	1	-	1
Backset 30	**743.11.30**	1	-	1
Backset 35	**743.11.35**	1	-	1

Mortice lock for metal frames, operating with European profile cylinder.
One throw, three locking point, front plate in steel, zinc-plated 25x3 mm. **Rods excursion 25 mm.**
2 keys for cross-key cylinder 91.01.75

Backset 25	**743.14.25**	12	-	12
Backset 30	**743.14.30**	12	-	12
Backset 35	**743.14.35**	12	-	12

Mortice lock for metal frames, operating with European profile cylinder.
One throw, three locking point, front plate in steel, zinc-plated 25x3 mm. **Rods excursion 25 mm.**
1 KA key for cross-key cylinder 91.01.75

Backset 25	**743.34.25**	12	-	12
Backset 30	**743.34.30**	12	-	12
Backset 35	**743.34.35**	12	-	12

Locks for iron frames



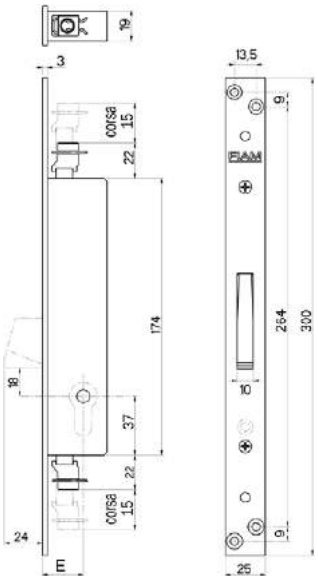

Mortice lock for metal frames, operating with European profile cylinder.
One throw, three locking point, front plate in steel, zinc-plated 25x3 mm.
CYLINDER TO BE ORDERED SEPARATELY.

	Code	Single package	Multiple package	Min. ord.
Backset 25	**713.04.25**	12	-	12
Backset 30	**713.04.30**	12	-	12
Backset 35	**713.04.35**	12	-	12

Mortice lock for metal frames, operating with European profile cylinder.
One throw, three locking point, front plate in steel, zinc-plated 25x3 mm.
3 keys for cross-key cylinder Ref. 91.01.75

	Code	Single package	Multiple package	Min. ord.
Backset 25	**713.11.25**	1	-	1
Backset 30	**713.11.30**	1	-	1
Backset 35	**713.11.35**	1	-	1

Mortice lock for metal frames, operating with European profile cylinder.
One throw, three locking point, front plate in steel, zinc-plated 25x3 mm.
2 keys for cross-key cylinder Ref. 91.01.75

	Code	Single package	Multiple package	Min. ord.
Backset 25	**713.14.25**	12	-	12
Backset 30	**713.14.30**	12	-	12
Backset 35	**713.14.35**	12	-	12

Mortice lock for metal frames, operating with European profile cylinder.
One throw, three locking point, front plate in steel, zinc-plated 25x3 mm.
1 KA key for cross-key cylinder Ref. 91.01.75

	Code	Single package	Multiple package	Min. ord.
Backset 25	**713.34.25**	12	-	12
Backset 30	**713.34.30**	12	-	12
Backset 35	**713.34.35**	12	-	12

Locks for iron frames

	Code	Single package	Multiple package	Min. ord.



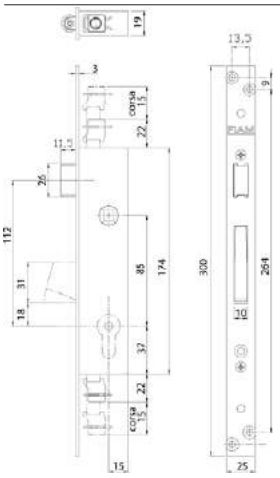

Mortice lock for metal frames, operating with European profile cylinder.
One throw, bolt and reversible latch, three locking point,
front plate in steel, zinc-plated 25x3 mm
2 cross-keys cod. 91.01.75

Backset 25	**711.14.25**	12	-	12
Backset 30	**711.14.30**	12	-	12
Backset 35	**711.14.35**	12	-	12

Mortice lock for metal frames, operating with European profile cylinder.
One throw, bolt and reversible latch, three locking point,
front plate in steel, zinc-plated 25x3 mm
1 cross-key KA cod. 91.01.75

Backset 25	**711.34.25**	12	-	12
Backset 30	**711.34.30**	12	-	12
Backset 35	**711.34.35**	12	-	12





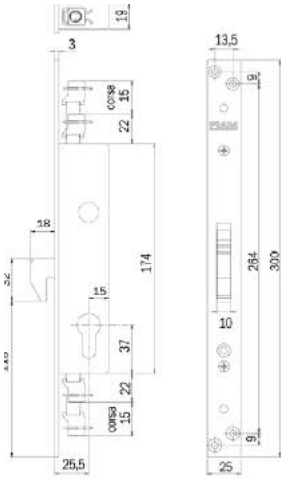

Mortice lock for metal frames, operating with European profile cylinder.
One throw, three locking point, front plate in steel, zinc-plated 25x3 mm.
Cylinder to be ordered separately.

Backset 25	**714.04.25**	12	-	12
Backset 30	**714.04.30**	12	-	12
Backset 35	**714.04.35**	12	-	12

Accessories

	Code	Single package	Multiple package	Min. ord.
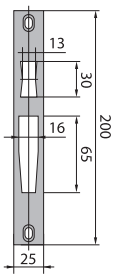 Striking plate. In zinc-plated steel. For item 711K				
Zinc-plated	**200.00.0761.0000**	12	-	12
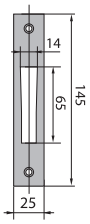 Striking plate. In zinc-plated steel. For item 713/713K/714/746				
Zinc-plated	**200.00.0716.0200**	12	-	12

Electa for shutters stainless steel front plate



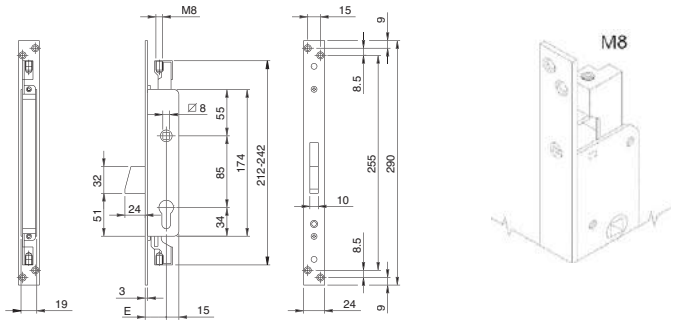

Mortice lock for metal frames, **SHUTTERS**, 3-POINT LOCKING, operating with European profile cylinder. Pre-assembled M8 rod connection.
Rods travel range mm 15. Front plate mm **290x24x3** in STAINLESS STEEL.
Rotating DEADBOLT with mm 24 throw.
Throw by handle follower mm 8, handle locked by cylinder.
1 escutcheon.
Accessories to be ordered separately:
2 tips Ø 10 for threaded rods M8 - ref. 990836
Pins, tips and rod-guiding plates for Ø 8 rods - ref. 990837
Striking plate in STAINLESS STEEL - ref. 038020

	Code	Single package	Multiple package	Min. ord.
Backset mm 25	**783380252**	1	10	10
Backset mm 30	**783380302**	1	10	10
Backset mm 35	**783380352**	1	10	10



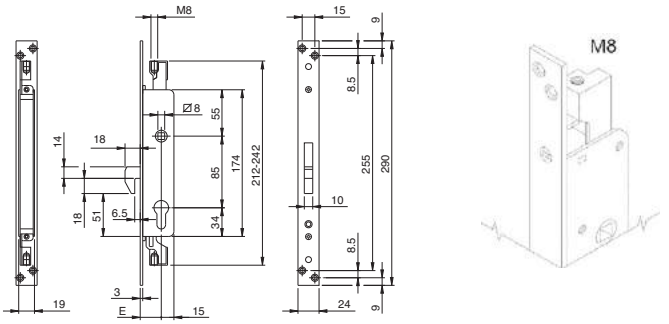

Mortice lock for metal frames, **SHUTTERS**, 3-POINT LOCKING,
operating with European profile cylinder. Pre-assembled M8 rod connection.
Rods travel range mm 15. Front plate mm **290x24x3** in STAINLESS STEEL.
HOOK DEADBOLT, CLEARANCE 6,5, with mm 18 throw.
Throw by handle follower mm 8, handle locked by cylinder.
1 escutcheon.
Accessories to be ordered separately:
2 tips Ø 10 for threaded rods M8 - ref. 990836
Pins, tips and rod-guiding plates for Ø 8 rods - ref. 990837
Striking plate in stainless steel - ref. 038020

	Code	Single package	Multiple package	Min. ord.
Backset mm 25	**783480252**	1	10	10
Backset mm 30	**783480302**	1	10	10
Backset mm 35	**783480352**	1	10	10

Electa for shutters

Code | Single package | Multiple package | Min. ord.



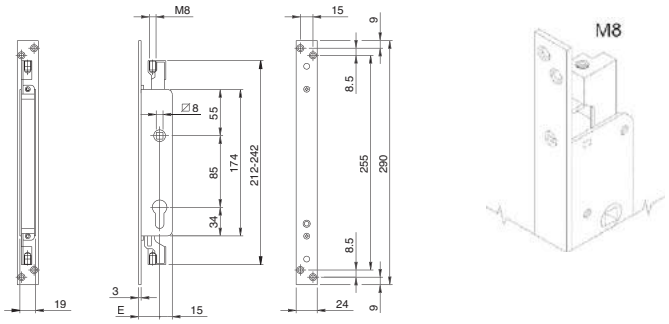

Mortice lock for metal frames, **SHUTTERS**, DOUBLE TOP/BOTTOM LOCKING, operating with European profile cylinder.
Pre-assembled M8 rod connection. Rods travel range mm 15. Front plate mm **290x24x3** in STAINLESS STEEL.
Throw by handle follower mm 8,
handle locked by cylinder. 1 escutcheon.
Accessories to be ordered separately:
2 tips Ø 10 for threaded rods M8 - ref. 990836
Pins, tips and rod-guiding plates for Ø 8 rods - ref. 990837
Striking plate in stainless steel - ref. 038020

Backset mm 25 front plate in stainless steel.	**782080252**	1	10	10
Backset mm 30 front plate in stainless steel.	**782080302**	1	10	10
Backset mm 35 front plate in stainless steel.	**782080352**	1	10	10



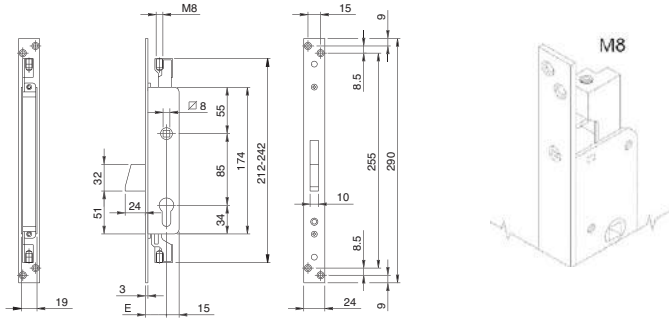

Mortice lock for metal frames, **SHUTTERS**, 3-POINT LOCKING, operating with European profile cylinder.
Pre-assembled M8 rod connection. Rods travel range mm 15. Front plate mm 290X24X3 IN ZINC-PLATED steel.
Rotating DEADBOLT with mm 24 throw. Throw by handle follower mm 8,
handle locked by cylinder. 1 escutcheon.
Accessories to be ordered separately:
2 tips Ø 10 for threaded rods M8 - ref. 990836
Pins, tips and rod-guiding plates for Ø 8 rods - ref. 990837
Striking plate in zinc-plated steel - ref. 038022

Backset mm 25 front plate zinc-plated steel	**783380254**	1	10	10
Backset mm 30 front plate zinc-plated steel	**783380304**	1	10	10
Backset mm 35 front plate zinc-plated steel	**783380354**	1	10	10

Code | Single package | Multiple package | Min. ord.

Electa for shutters zinc-plated steel front plate



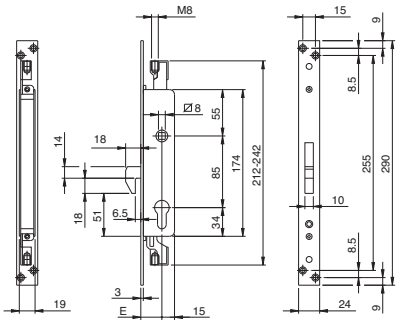

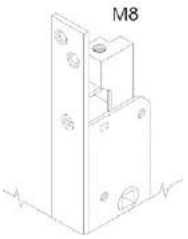

Mortice lock for metal frames, **SHUTTERS**, 3-POINT LOCKING, operating with European profile cylinder.
Pre-assembled M8 rod connection. Rods travel range mm 15. Front plate mm 290X24X3 IN ZINC-PLATED STEEL.
HOOK DEADBOLT, CLEARANCE 6,5, with mm 18 throw. Throw by handle follower mm 8,
handle locked by cylinder. 1 escutcheon.

Accessories to be ordered separately:
2 tips Ø 10 for threaded rods M8 - ref. 990836
Pins, tips and rod-guiding plates for Ø 8 rods - ref. 990837
Striking plate in zinc-plated steel - ref. 038022

Backset mm 25	**783480254**	1	10	10
Backset mm 30	**783480304**	1	10	10
Backset mm 35	**783480354**	1	10	10



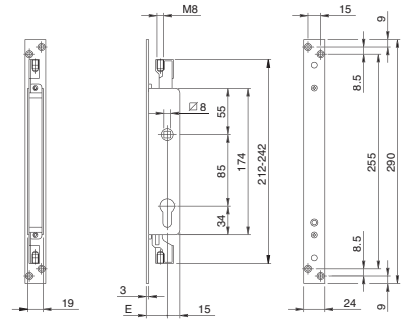

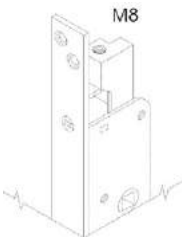

Mortice lock for metal frames, **SHUTTERS**, DOUBLE TOP/BOTTOM LOCKING, operating with European profile cylinder.
Pre-assembled M8 rod connection. Front plate mm **290x24x3** in ZINC-PLATED STEEL.
Rods travel range mm 15. Throw by handle follower mm 8,
handle locked by cylinder. 1 escutcheon.

Accessories to be ordered separately:
2 tips Ø 10 for threaded rods M8 - ref. 990836
Pins, tips and rod-guiding plates for Ø 8 rods - ref. 990837
Striking plate in zinc-plated steel - ref. 038022

Backset mm 25	**782080254**	1	10	10
Backset mm 30	**782080304**	1	10	10
Backset mm 35	**782080354**	1	10	10

Electa for shutters zinc-plated steel front plate



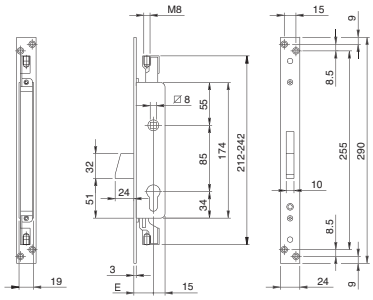

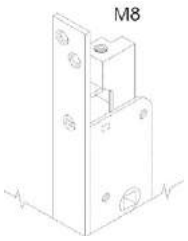

Mortice lock for metal frames, **SHUTTERS**, 3-POINT LOCKING, operating with assembled pin keys cylinder (insert 990875). Pre-assembled M8 rod connection. Rods travel range mm 15.
Front plate mm **290x24x3** in ZINC-PLATED STEEL. Rotating DEADBOLT
mm 24 throw. Throw by handle follower mm 8, handle locked by cylinder. 3 keys.
2 key-guiding bushes (Key blank ref. 020275)

Accessories to be ordered separately:
2 tips Ø 10 for threaded rods M8 - ref. 990836
Pins, tips and rod-guiding plates for Ø 8 rods - ref. 990837
Striking plate in zinc-plated steel - ref. 038022

	Code	Single package	Multiple package	Min. ord.
Backset mm 25	**783380254C.9**	1	10	10
Backset mm 30	**783380304C.9**	1	10	10
Backset mm 35	**783380354C.9**	1	10	10

KEYED-ALIKE (K.A.) VERSION IN GROUPS OF 10 PIECES
(Key blank code 020275)

	Code	Single package	Multiple package	Min. ord.
Backset mm 25	**783380254C.9Y**	1	10	10
Backset mm 30	**783380304C.9Y**	1	10	10
Backset mm 35	**783380354C.9Y**	1	10	10
Backset mm 25 single coding 88001	**783380254C.9Y1**	1	10	10
Backset mm 30 single coding 88001	**783380304C.9Y1**	1	10	10
Backset mm 35 single coding 88001	**783380354C.9Y1**	1	10	10
Backset mm 25 single coding 88002	**783380254C.9Y2**	1	10	10
Backset mm 30 single coding 88002	**783380304C.9Y2**	1	10	10
Backset mm 35 single coding 88002	**783380354C.9Y2**	1	10	10
Backset mm 25 single coding 88003	**783380254C.9Y3**	1	10	10
Backset mm 35 single coding 88003	**783380354C.9Y3**	1	10	10
Backset mm 25 single coding 88004	**783380254C.9Y4**	1	10	10
Backset mm 30 single coding 88004	**783380304C.9Y4**	1	10	10
Backset mm 35 single coding 88004	**783380354C.9Y4**	1	10	10
Backset mm 25 single coding 88005	**783380254C.9Y5**	1	10	10
Backset mm 30 single coding 88005	**783380304C.9Y5**	1	10	10
Backset mm 35 single coding 88005	**783380354C.9Y5**	1	10	10

Locks for shutters zinc-plated front plate rods excursion 25 mm



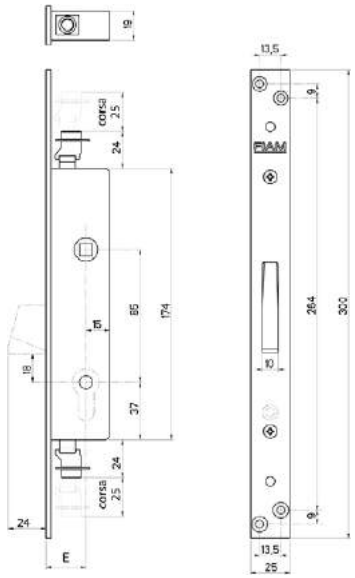

	Code		Multiple package	Min. ord.
		Single package		

Mortice lock for metal frames, **SHUTTERS**, operating with European profile cylinder.
Deadbolt operated by handle. One throw lock.
Bolt with automatic security blockage.
25mm rod length. Cylinder to be ordered separately.

Backset mm 25	**746.04.25**	12	-	12
Backset mm 30	**746.04.30**	12	-	12
Backset mm 35	**746.04.35**	12	-	12



Mortice lock for metal frames, **SHUTTERS**, operating with European profile cylinder.
Deadbolt operated by handle. One throw lock.
Bolt with automatic security blockage.
25mm rod length.
3 keys for cross-key cylinder Ref. 91.01.75

Backset mm 25	**746.11.25**	12	-	12
Backset mm 30	**746.11.30**	12	-	12
Backset mm 35	**746.11.35**	12	-	12

Mortice lock for metal frames, **SHUTTERS**. Euro profile Cylinder (Item 746). Cross key Cylinder (Item 746K).
Deadbolt operated by handle. One throw lock.
Bolt with automatic security blockage.
25mm rod length.
2 keys for cross-key cylinder Ref. 91.01.75

Backset mm 25	**746.14.25**	12	-	12
Backset mm 30	**746.14.30**	12	-	12
Backset mm 35	**746.14.35**	12	-	12

Mortice lock for metal frames, **SHUTTERS**, operating with European profile cylinder.
Deadbolt operated by handle. One throw lock.
Bolt with automatic security blockage.
25mm rod length.
1 KA key for cross-key cylinder Ref. 91.01.75

Backset mm 25	**746.34.25**	12	-	12
Backset mm 30	**746.34.30**	12	-	12
Backset mm 35	**746.34.35**	12	-	12

Accessories

	Code	Single package	Multiple package	Min. ord.
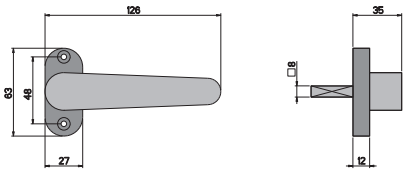 Handle In black nylon. For item 746	**98.00.0706**	12	-	12
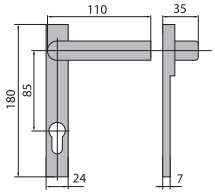 Handle In black nylon. For item 746	**98.00.716**	12	-	12
Adaptor for cross key cylinder	**541.26.0026.0000**	100	-	100
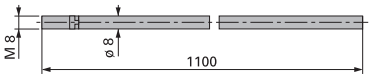 M8 rod screwed connection In zinc-plated steel				
Industrial package without tip	**9999.50.11**	50	-	50
With anti-saw tip Ø 8 mm	**9999.00.11**	10	-	10
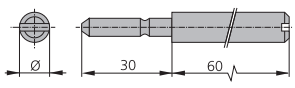 Rod tips, in cemented steel, screw-driver cut				
Ø 10	**9999.71.01**	50	10	50
Ø 12	**9999.71.21**	50	10	50

741N centre distance 85

The 741N series mortice locks with **85 centre distance** can be installed on metal frames and have been redesigned with better performance features and with a wider range of products. Together with Iseo cylinder, they provide doors with different levels of security. The 741N series locks are in compliance with EN 12209:2016 standard.



Closed case and the fixing holes



Main features:

- Painted steel case, closed on all sides to prevent the accidental introduction of machining chips from entering the mechanism
- Reversible latchbolt
- 15 mm deadbolt, 1 throw
- 2 fixing holes, 21.5 mm below and 46 mm above the handle
- Compatible with European profile cylinders
- Latchbolt operated by handle and key
- Latchbolt and deadbolt flush with front plate
- 85 mm centre distance
- 8 mm handle follower
- 21, 26, 31, 36 mm backsets
- 22 mm square front plate

Front plate finish
- Chrome-plated steel
- Stainless steel

741N Locks for metal frames



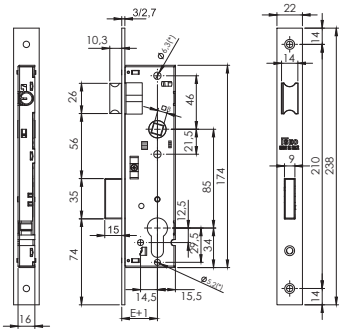

Closed case mortice lock for metal frames, operating with European profile cylinder.
Front plate mm 238x22x3 in **stainless steel**. One 15 mm throw.
REVERSIBLE LATCHBOLT AND DEADBOLT. Latchlocking by key or handle follower mm 8.
Cylinder screw. Version with cylinder on request.

	Code	Single package	Multiple package	Min. ord.
Backset mm 21	**741N202**	1	10	10
Backset mm 26	**741N252**	1	10	10
Backset mm 31	**741N302**	1	10	10
Backset mm 36	**741N352**	1	10	10

Closed case mortice lock for metal frames, operating with European profile cylinder.
Front plate mm 238x22x2,7 in **Chrome-plated**. One 15 mm throw.
REVERSIBLE LATCHBOLT AND DEADBOLT. Latchlocking by key or handle follower mm 8 .
Cylinder screw. Version with cylinder on request.

	Code	Single package	Multiple package	Min. ord.
Backset mm 21	**741N203**	1	10	10
Backset mm 26	**741N253**	1	10	10
Backset mm 31	**741N303**	1	10	10
Backset mm 36	**741N353**	1	10	10



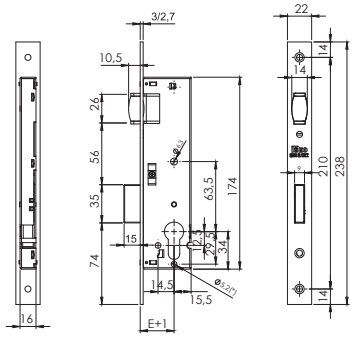

Closed case mortice lock for metal frames, operating with European profile cylinder.
Front plate mm 238x22x3 in **stainless steel**. One 15 mm throw. **ADJUSTABLE ROLLER AND DEADBOLT.**
Cylinder screw. Version with cylinder on request.

	Code	Single package	Multiple package	Min. ord.
Backset mm 21	**743N202**	1	10	10
Backset mm 26	**743N252**	1	10	10
Backset mm 31	**743N302**	1	10	10
Backset mm 36	**743N352**	1	10	10

Closed case mortice lock for metal frames, operating with European profile cylinder.
Front plate mm 238x22x2,7 in **Chrome-plated**. One 15 mm throw. **ADJUSTABLE ROLLER AND DEADBOLT.**
Cylinder screw. Version with cylinder on request.

	Code	Single package	Multiple package	Min. ord.
Backset mm 21	**743N203**	1	10	10
Backset mm 26	**743N253**	1	10	10
Backset mm 31	**743N303**	1	10	10
Backset mm 36	**743N353**	1	10	10

741N Locks for metal frames



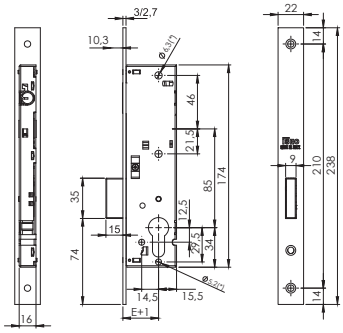

Closed case mortice lock for metal frames, operating with European profile cylinder.
Front plate mm 238x22x3 in **stainless steel**. One 15 mm throw. **DEADBOLT ONLY**.
Cylinder screw.
Version with cylinder on request.

	Code	Single package	Multiple package	Min. ord.
Backset mm 21	**745N202**	1	10	10
Backset mm 26	**745N252**	1	10	10
Backset mm 31	**745N302**	1	10	10
Backset mm 36	**745N352**	1	10	10



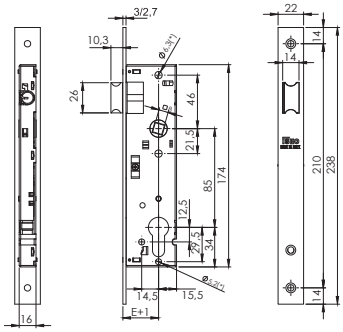

Closed case mortice lock for metal frames, operating with European profile cylinder.
Front plate mm 238x22x3 in **stainless steel**. **REVERSIBLE LATCHBOLT ONLY**.
Latchlocking by key or handle follower mm 8. Cylinder screw.
Version with cylinder on request.

	Code	Single package	Multiple package	Min. ord.
Backset mm 21	**749N202**	1	10	10
Backset mm 26	**749N252**	1	10	10
Backset mm 31	**749N302**	1	10	10
Backset mm 36	**749N352**	1	10	10

Locks for metal frames

Code | Single package | Multiple package | Min. ord.



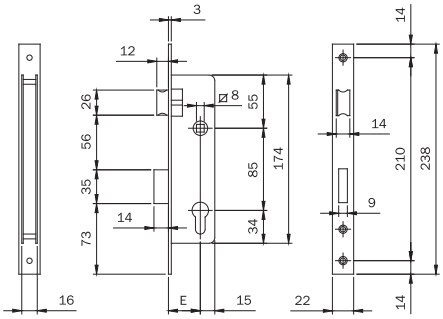

Open-case mortice lock for metal frames, operating with European profile cylinder.
Front plate mm **238x22x3** in STAINLESS STEEL. One 15 mm throw. **REVERSIBLE LATCHBOLT**.
Latchlocking by key or handle follower mm 8. Cylinder screw.

Backset mm 21	**741200**	1	10	10
Backset mm 26	**741250**	1	10	10
Backset mm 31	**741300**	1	10	10
Backset mm 36	**741350**	1	10	10

Open-case mortice lock for metal frames, operating with European profile cylinder.
Front plate mm **238x22x3** in CHROME-PLATED STEEL. One 15 mm throw. **REVERSIBLE LATCHBOLT.**
Latchlocking by key or handle follower mm 8. Cylinder screw.

Backset mm 21	**741203**	1	10	10
Backset mm 26	**741253**	1	10	10
Backset mm 31	**741303**	1	10	10
Backset mm 36	**741353**	1	10	10



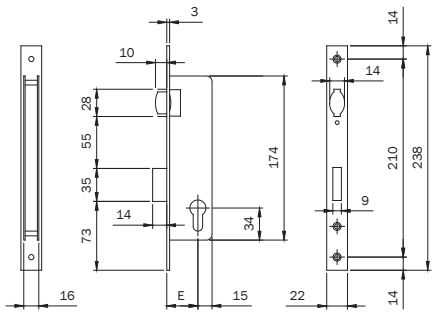

Open-case mortice lock for metal frames, operating with European profile cylinder. Front plate mm **238x22x3**
in STAINLESS STEEL. One 15 mm throw. **ADJUSTABLE ROLLER**. Cylinder screw.

Backset mm 21	**743200**	1	10	10
Backset mm 26	**743250**	1	10	10
Backset mm 31	**743300**	1	10	10
Backset mm 36	**743350**	1	10	10

Open-case mortice lock for metal frames, operating with European profile cylinder. Front plate mm **238x22x3**
in CHROME-PLATED STEEL. One 15 mm throw. **ADJUSTABLE ROLLER**. Cylinder screw.

Backset mm 21	**743203**	1	10	10
Backset mm 26	**743253**	1	10	10
Backset mm 31	**743303**	1	10	10
Backset mm 36	**743353**	1	10	10

■ = Discontinued

Locks for glass doors



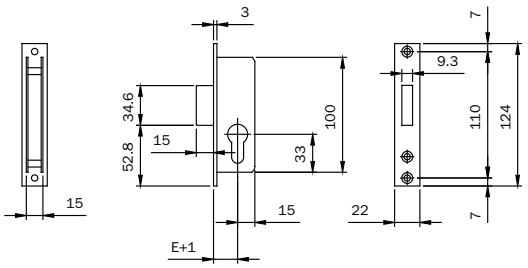

Mortice lock for **GLASS DOORS**, oeprating with European profile cylinder.
Front plate mm **124x22x3** in NICKEL-PLATED STEEL. One 15 mm throw.
Deadbolt flush with front plate. Cylinder screw.
Accessories to be ordered separately:
Striking plate in chrome-plated steel ref. 033094

	Code	Single package	Multiple package	Min. ord.
Backset mm 20 front plate in stainless steel.	**745200F**	1	10	10

Locks for metal frames

	Code	Single package	Multiple package	Min. ord.



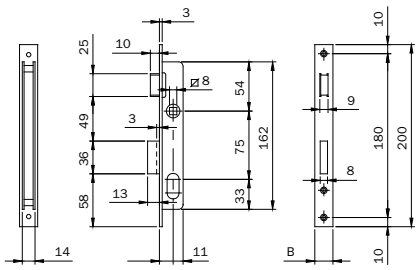

Open-case mortice lock for metal frames, operating with oval cylinder. One 9 mm throw.
CHROME-PLATED STEEL front plate. DEADBOLT extended by 3 mm **SEPARATE LATCHBOLT** with latchlocking by handle follower mm 8. Backset mm 15. Cylinder screw.
Accessories to be ordered separately:
Striking plate in chrome-plated steel - ref. 033013 - ref. 033014

Front plate mm **200x16x3**	**7501510**	1	10	10
Front plate mm **200x20x3**	**7501520**	1	10	10



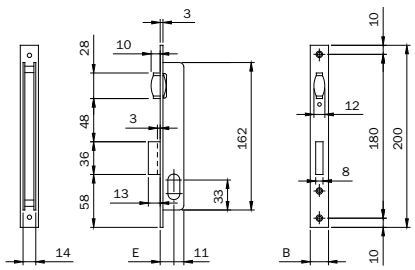

Open-case mortice lock for metal frames, operating with oval cylinder. One 9 mm throw.
CHROME-PLATED STEEL FRONT PLATE. DEADBOLT extended by 3 mm **ADJUSTABLE ROLLER**.
Backset mm 15. Cylinder screw.
Accessories to be ordered separately:
Striking plate in chrome-plated steel - ref. 033013 - ref. 033014

Front plate mm **200x16x3**	**7521510**	1	10	10
Front plate mm **200x20x3**	**7521520**	1	10	10



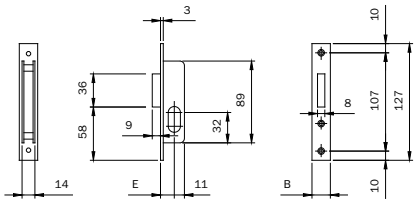

Open-case mortice lock for metal frames, operating with oval cylinder. One 9 mm throw.
Front plate in CHROME-PLATED STEEL. **DEADBOLT FLUSH WITH FRONT PLATE**.
Backset mm 15. Cylinder screw.
Accessories to be ordered separately:
Striking plate in chrome-plated steel - ref. 033013 - ref. 033014

Front plate mm **127x16x3**	**7581510**	1	10	10
Front plate mm **127x20x3**	**7581520**	1	10	10

Locks for metal frames

	Code	Single package	Multiple package	Min. ord.



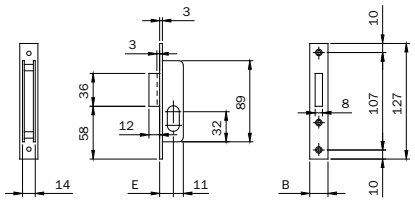

Open-case mortice lock for metal frames, operating with oval cylinder. One 9 mm throw.
Front plate in CHROME-PLATED STEEL. DEADBOLT extended 3 mm. Backset mm 15. Cylinder screw.
Accessories to be ordered separately:
Striking plate in chrome-plated steel - ref. 033033 - ref. 033034

Front plate mm **127x16x3**	**7601510**	1	10	10
Front plate mm **127x20x3**	**7601520**	1	10	10



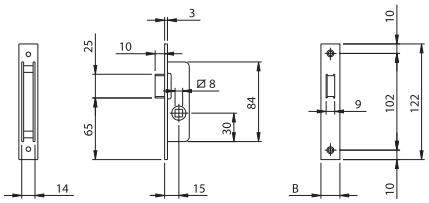

Open-case mortice lock for metal frames. CHROME-PLATED front plate.
LATCHLOCKING by handle follower mm 8.
Accessories to be ordered separately:
Striking plate in chrome-plated steel - ref. 033003 - ref. 033004

Front plate mm **122x16x3**	**762001**	1	10	10
Front plate mm **122x20x3**	**762002**	1	10	10



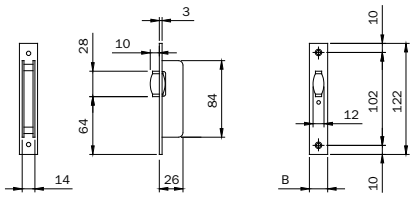

Open-case mortice lock for metal frames. CHROME-PLATED front plate.
ADJUSTABLE ROLLER.
Accessories to be ordered separately:
Striking plate in chrome-plated steel - ref. 033003 - ref. 033004

Front plate mm **122x16x3**	**764001**	1	10	10
Front plate mm **122x20x3**	**764002**	1	10	10

Code | Single package | Multiple package | Min. ord.

Locks for metal frames



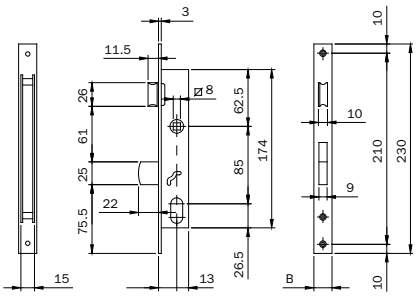

Open-case mortice lock for metal frames, operating with oval cylinder. 1 **BAYONET** throw 22 mm
SEPARATE LATCHBOLT with latchlocking by handle follower mm 8. Backset mm 20. Cylinder screw.
Accessories to be ordered separately:
Chrome-plated striking plate - ref. 033091 - ref. 033092
Chrome-plated brass striking plate - ref. 033091.9 - ref. 033092.9

Front plate mm **230x16x3** in CHROME-PLATED STEEL	**7542010**	1	10	10
Front plate mm **230x16x3** in **CORROSION-RESISTANT** CHROME-PLATED BRASS	**75420109**	1	10	10
Front plate mm **230x20x3** in CHROME-PLATED STEEL	**7542020**	1	10	10
Front plate mm **230x20x3** in **CORROSION-RESISTANT** CHROME-PLATED BRASS	**75420209**	1	10	10



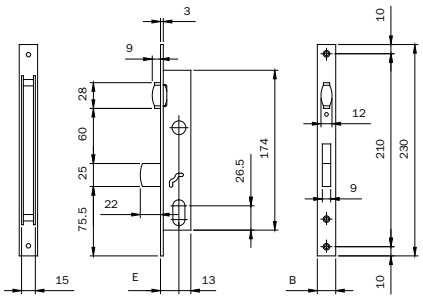

Open-case mortice lock for metal frames, operating with oval cylinder. 1 **BAYONET** throw 22 mm
ADJUSTABLE ROLLER. Backset mm 20. Cylinder screw.
Accessories to be ordered separately:
Chrome-plated steel striking plate - ref. 033091 - ref. 033092
Chrome-plated brass striking plate - ref. 033091.9 - ref. 033092.9

Front plate mm **230x16x3** in CHROME-PLATED STEEL	**7562010**	1	10	10
Front plate mm **230x20x3** in CHROME-PLATED STEEL	**7562020**	1	10	10

Code	Single package	Multiple package	Min. ord.

Locks for metal frames



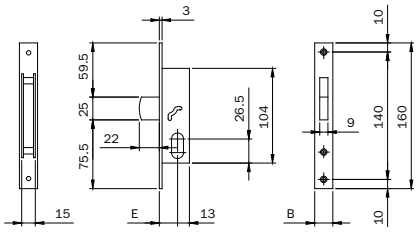

Open-case mortice lock for metal frames, operating with oval cylinder. 1 **BAYONET** throw 22 mm
Backset mm 20. Cylinder screw.
Accessories to be ordered separately:
Chrome-plated steel striking plate - ref. 033091 - ref. 033092
Chrome-plated brass striking plate - ref. 033091.9 - ref. 033092.9

Front plate mm **230x16x3** in CHROME-PLATED STEEL	**7662010**	1	10	10
Front plate mm **230x16x3** in **CORROSION-RESISTANT** CHROME-PLATED BRASS	**76620109**	1	10	10
Front plate mm **230x20x3** in CHROME-PLATED STEEL	**7662020**	1	10	10



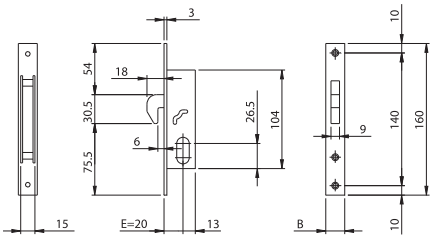

Open-case mortice lock for metal frames, operating with oval cylinder.
1 throw, with **HOOK CLEARANCE 6**, 18 mm. Backset mm 20.
Supplied with striking plate 033095 - 033095.9. Cylinder screw.

Front plate mm **160x16x3** in CHROME-PLATED STEEL	**7682010**	1	10	10
Front plate mm **160x20x3** in CHROME-PLATED STEEL	**7682020**	1	10	10
Front plate mm **160x20x3** in **CORROSION-RESISTANT** CHROME-PLATED BRASS	**76820209**	1	10	10



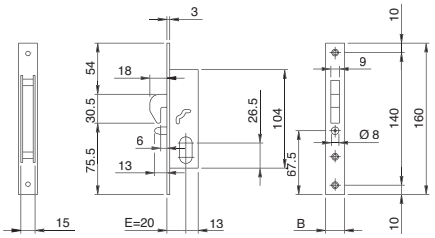

Open-case mortice lock for metal frames, with lift-proof pin, operating with
oval cylinder. 1 throw, **HOOK WITH CLEARANCE 6**, 18 mm. Backset mm 20.
Supplied with striking plate 033095 - 033095.9. Cylinder screw.

Front plate mm **160x16x3** in CHROME-PLATED STEEL	**7682110**	1	10	10
Front plate mm **160x20x3** in CHROME-PLATED STEEL	**7682120**	1	10	10
Front plate mm **160x20x3** in **CORROSION-RESISTANT** CHROME-PLATED BRASS	**76821209**	1	10	10

Locks for metal frames



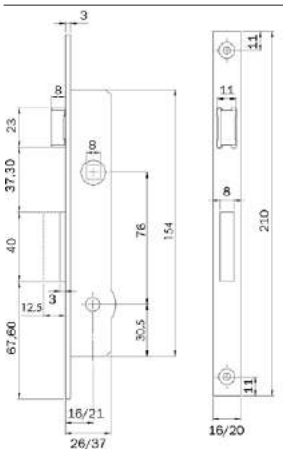

	Code	Single package		Multiple package	Min. ord.
Mortice lock for metal frames.					
One throw, reversable latch, Front plate in steel, nickel-plated.					
1 KA key for cross-key cylinder Ref. 91.01.75					
Backset 16 - Front plate 16	**901.31.16**	2	-	2	
Backset 16 - Front plate 20	**901.41.16**	2	-	2	
Backset 21 - Front plate 20	**901.31.21**	2	-	2	
Mortice lock for metal frames.					
One throw, reversable latch, Front plate in steel, nickel-plated.					
3 keys for cross-key cylinder Ref. 91.01.75					
Backset 16 - Front plate 16	**901.11.16**	2	-	2	
Backset 16 - Front plate 20	**901.21.16**	2	-	2	
Backset 21 - Front plate 20	**901.01.21**	2	-	2	



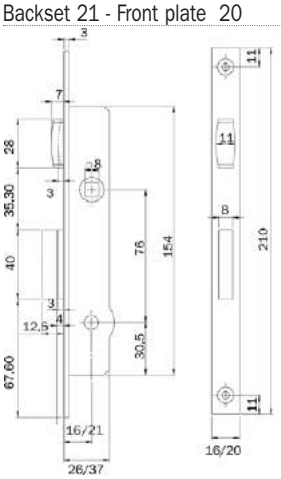

	Code	Single package		Multiple package	Min. ord.
Mortice lock for metal frames.					
One throw, adjustable roller catch, Front plate in steel, nickel-plated.					
1 KA key for cross-key cylinder Ref. 91.01.75					
Backset 16 - Front plate 16	**902.31.16**	2	-	2	
Backset 16 - Front plate 20	**902.41.16**	2	-	2	
Backset 21 - Front plate 20	**902.31.21**	2	-	2	
Mortice lock for metal frames.					
One throw, adjustable roller catch, Front plate in steel, nickel-plated.					
3 keys for cross-key cylinder Ref. 91.01.75					
Backset 16 - Front plate 16	**902.11.16**	2	-	2	
Backset 16 - Front plate 20	**902.21.16**	2	-	2	
Backset 21 - Front plate 20	**902.01.21**	2	-	2	

Locks for metal frames



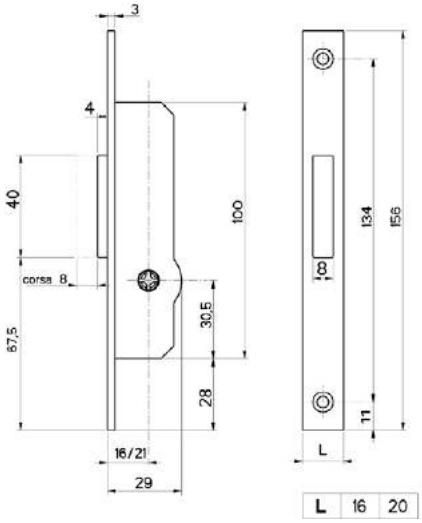

Mortice lock for metal frames.
One throw, Front plate in steel, nickel-plated.
1 KA key for cross-key cylinder Ref. 91.01.75

	Code	Single package		Multiple package	Min. ord.
Backset 16 - Front plate 16	**903.31.16**	2	-	2	
Backset 16 - Front plate 20	**903.41.16**	2	-	2	
Backset 21 - Front plate 20	**903.31.21**	2	-	2	
Backset 16 - Front plate 16	**903.34.16**	12	-	12	
Backset 16 - Front plate 20	**903.44.16**	12	-	12	

Mortice lock for metal frames.
One throw, Front plate in steel, nickel-plated.
3 keys for cross-key cylinder Ref. 91.01.75

Backset 16 - Front plate 16	**903.11.16**	2	-	2	
Backset 16 - Front plate 20	**903.21.16**	2	-	2	
Backset 21 - Front plate 20	**903.01.21**	2	-	2	

Mortice lock for metal frames.
One throw, Front plate in steel, nickel-plated.
2 keys for cross-key cylinder Ref. 91.01.75

Backset 16 - Front plate 16	**903.14.16**	12	-	12	
Backset 16 - Front plate 20	**903.24.16**	12	-	12	

Locks for metal frames



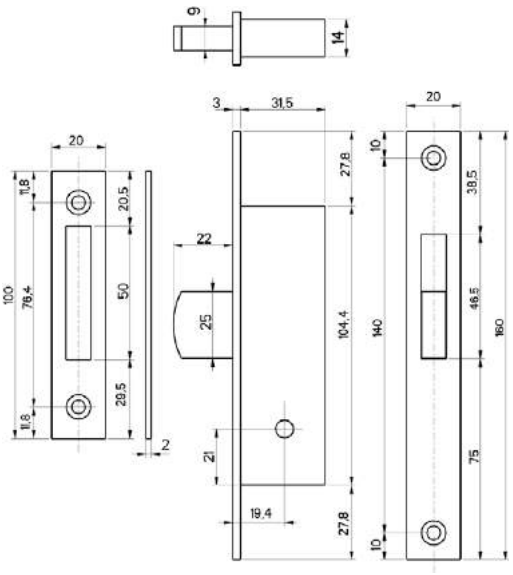

Mortice lock for metal frames. Backset 20.
Tipping bolt, Front plate in steel, nickel-plated.
2 keys for cross-key cylinder Ref. 91.01.75

	Code	Single package		Multiple package	Min. ord.
	303.14.20	12	-	12	

Mortice lock for metal frames. Backset 20.
Tipping bolt, Front plate in steel, nickel-plated.
Available 5 KA groups with 12 locks or multiple of it.
1 KA key for cross-key cylinder Ref. 91.01.75

Backset 19,4 - Front plate 20	**303.34.21**	12	-	12	
Backset 19,4 - Front plate 20	**303.34.22**	12	-	12	
Backset 19,4 - Front plate 20	**303.34.23**	12	-	12	
Backset 19,4 - Front plate 20	**303.34.24**	12	-	12	
Backset 19,4 - Front plate 20	**303.34.25**	12	-	12	

Locks for metal frames



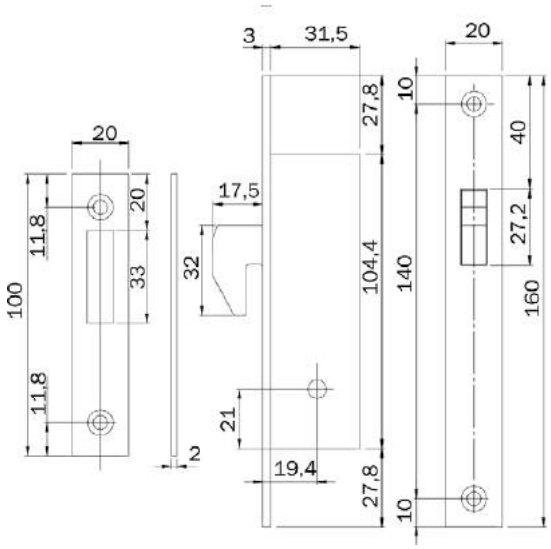

Mortice lock for metal frames. Backset 20.
Backing hook bolt, Front plate in steel, nickel-plated.
2 keys for cross-key cylinder Ref. 91.01.75

	Code	Single package	Multiple package	Min. ord.
	304.14.20	12	-	12

Mortice lock for metal frames. Backset 20.
Backing hook bolt, Front plate in steel, nickel-plated.
Available 5 KA groups with 12 locks or multiple of it.
1 KA keys for cross-key cylinder Ref. 91.01.75

	Code	Single package	Multiple package	Min. ord.
Backset 19,4 - Front plate 20	**304.34.21**	12	-	12
Backset 19,4 - Front plate 20	**304.34.22**	12	-	12
Backset 19,4 - Front plate 20	**304.34.23**	12	-	12
Backset 19,4 - Front plate 20	**304.34.24**	12	-	12
Backset 19,4 - Front plate 20	**304.34.25**	12	-	12

SWISSDOOR
DØRTEKNIK FOR PROFESSIONELLE



Mortice locks for metal frames

Electric mortice locks
stainless steel front plate mm 22



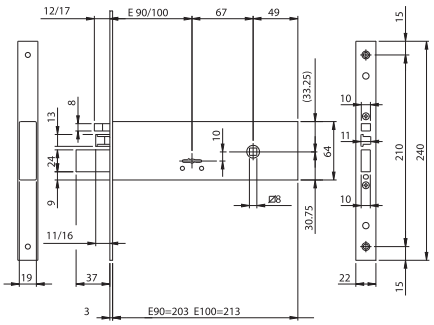

Double-bit electric mortice lock for metal frames. **12Vac/dc**. LATERAL LOCKING. 3 KEYS **mm 100**.
Front plate in STAINLESS STEEL **240X22X3**. Case height mm 64. Four mm 9 throws.
LATCHBOLT AND SEPARATE
REVERSIBLE AND ADJUSTABLE LOADING SPRING.
2 nylon key guides. Pair of front plate supports. Fixing screws.
Instruction sheet (Key blank 990802).
Accessories to be ordered separately:
Striking plate

	Code	Single package	Multiple package	Min. ord.
Backset mm 100	**961900102**	1	10	10
Backset mm 90	**961900902**	1	10	10

Double-bit electric mortice lock for metal frames. **12Vac/dc**.LATERAL LOCKING. 3 KEYS **mm 79**.
Front plate in STAINLESS STEEL **240X22X3**. Case height mm 64. Four mm 9 throws.
LATCHBOLT AND SEPARATE
REVERSIBLE AND ADJUSTABLE loading spring.
2 nylon key guides. Pair of front plate supports. Fixing screws.
Instruction sheet (Key blank 990802).
Accessories to be ordered separately:
Striking plate

	Code	Single package	Multiple package	Min. ord.
Backset mm 100	**961910102**	1	10	10
Backset mm 90	**961910902**	1	10	10

Electric mortice locks
stainless steel front plate mm 22



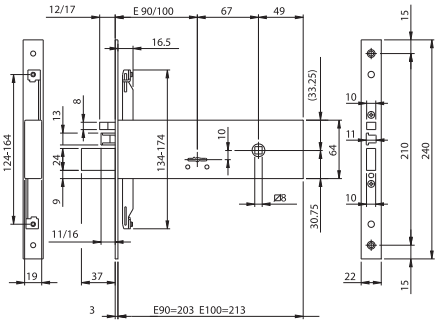

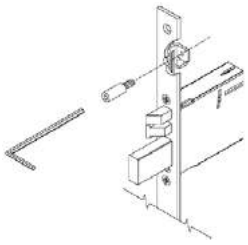

		Code	Single package	Multiple package	Min. ord.

Double-bit electric mortice lock for metal frames. **12Vac/dc**. 3-POINT LOCKING. Rods screwed connection.
3 KEYS **mm 100**. Front plate in STAINLESS STEEL **240X22X3**. Case height mm 64. Four mm 9 throws.
SEPARATE REVERSIBLE AND ADJUSTABLE LATCHBOLT.
2 nylon key-guides. Pair of front plate supports.
Fixing screws. Instruction sheet (Key blank 990802).
Accessories to be ordered separately:
Pair of plates to connect the lock to the external rods - ref. 990853
Deviators for lateral 3-point locking, external rods - ref. 780322252
Deviators for lateral 3-point locking, internal rods - ref. 780302252
Pair of internal deviated rods with accessories - ref. 990850
Pair of internal straight rods - ref. 990851
Striking plates

Backset mm 100	**963900102**	1	10	10
Backset mm 90	**963900902**	1	10	10

Double-bit electric mortice lock for metal frames. **12Vac/dc**. 3-POINT LOCKING. Rods screwed connection.
3 KEYS **mm 79**. Front plate in STAINLESS STEEL **240X22X3**. Case height mm 64. Four mm 9 throws.
SEPARATE REVERSIBLE AND ADJUSTABLE LATCHBOLT.
2 nylon key-guides. Pair of front plate supports.
Fixing screws. Instruction sheet (Key blank 990802).
Accessories to be ordered separately:
Pair of plates to connect the lock to the external rods - ref. 990853
Deviators for lateral 3-point locking, external rods - ref. 780322252
Deviators for lateral 3-point locking, internal rods - ref. 780302252
Pair of internal deviated rods with accessories - ref. 990850
Pair of internal straight rods - ref. 990851
Striking plates

Backset mm 100	**963910102**	1	10	10
Backset mm 90	**963910902**	1	10	10

Mortice locks
stainless steel front plate mm 22



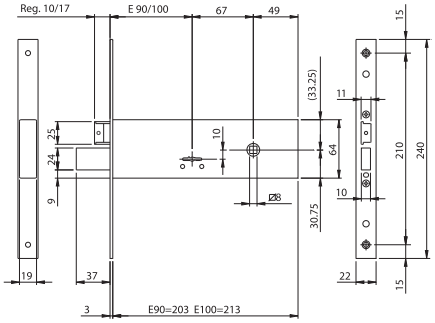

Double-bit mortice lock for metal frames. **MODULAR**. LATERAL LOCKING. 3 KEYS **mm 100**.
Front plate in STAINLESS STEEL **240X22X3**. Case height mm 64. Four mm 9 throws
REVERSIBLE AND ADJUSTABLE LATCHBOLT.
THE LATCHBOLT CAN BE REPLACED WITH THE ROLLER OR WITH THE CAP FOR ONLY DEADBOLT VERSIONS.
2 nylon key guides. Pair of front plate supports. Cylinder fixing screws. Fixing screws.
Instruction sheet (Key blank 990802).
Accessories to be ordered separately:
Modular roller - ref. 040820
Modular plug for latchbolt hole - ref. 040830
Striking plates

	Code	Single package	Multiple package	Min. ord.
Backset mm 100	**961100102**	1	10	10
Backset mm 90	**961100902**	1	10	10

Double-bit mortice lock for metal frames. **MODULAR**. LATERAL LOCKING. 3 KEYS **mm 79**.
Front plate in STAINLESS STEEL **240X22X3**. Case height mm 64. Four mm 9 throws
REVERSIBLE AND ADJUSTABLE LATCHBOLT.
THE LATCHBOLT CAN BE REPLACED WITH THE ROLLER OR WITH THE CAP FOR ONLY DEADBOLT VERSIONS.
2 nylon key guides. Pair of front plate supports. Cylinder fixing screw. Fixing screws.
Instruction sheet (Key blank 990802).
Accessories to be ordered separately:
Modular roller - ref. 040820
Modular plug for latchbolt hole - ref. 040830
Striking plates

	Code	Single package	Multiple package	Min. ord.
Backset mm 100	**961110102**	1	10	10
Backset mm 90	**961110902**	1	10	10

Mortice locks
stainless steel front plate mm 22



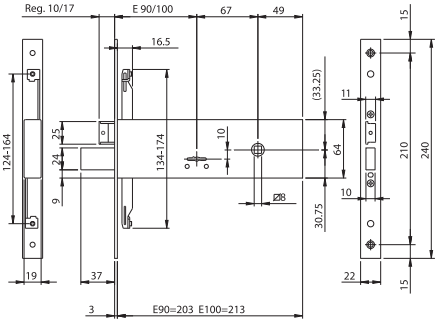

Double-bit mortice lock for metal frames. **MODULAR**. 3-POINT LOCKING. Rods screwed connections.
3 KEYS **mm 100**. Front plate in STAINLESS STEEL **240X22X3**. Case height mm 64. Four mm 9 trows
REVERSIBLE AND ADJUSTABLE LATCHBOLT.
THE LATCHBOLT CAN BE REPLACED WITH THE ROLLER OR WITH THE CAP FOR ONLY DEADBOLT VERSIONS.
2 nylon key guides. Pair of front plate supports. Cylinder fixing screw. Fixing screws. Instruction sheet (Key blank 990802).
Accessories to be ordered separately:
Modular roller - ref. 040820
Modular plug for latchbolt hole - ref. 040830
Pair of plates to connect the lock to the external rods - ref. 990853
Deviators for lateral 3-point locking, external rods - ref. 780322252
Deviators for lateral 3-point locking, internal rods - ref. 780302252
Pair of internal deviated rods with accessories - ref. 990850
Pair of internal straight rods - ref. 990851
Striking plates

	Code	Single package	Multiple package	Min. ord.
Backset mm 100	**963100102**	1	10	10
Backset mm 90	**963100902**	1	10	10

Double-bit mortice lock for metal frames. **MODULAR**. 3-POINT LOCKING. Rods screwed connections.
3 KEYS **mm 79**. Front plate in STAINLESS STEEL **240X22X3**. Case height mm 64. Four mm 9 throws
REVERSIBLE AND ADJUSTABLE LATCHBOLT.
THE LATCHBOLT CAN BE REPLACED WITH THE ROLLER OR WITH THE CAP FOR ONLY DEADBOLT VERSIONS.
2 nylon key guides. Pair of front plate supports. Cylinder fixing screw. Fixing screws. Instruction sheet. (Key blank 990802).
Accessories to be ordered separately:
Modular roller - ref. 040820
Modular plug for latchbolt hole - ref. 040830
Pair of plates to connect the lock to the external rods - ref. 990853
Deviators for lateral 3-point locking, external rods - ref. 780322252
Deviators for lateral 3-point locking, internal rods- ref. 780302252
Pair of internal deviated rods with accessories - ref. 990850
Pair of internal straight rods - ref. 990851
Striking plates

	Code	Single package	Multiple package	Min. ord.
Backset mm 100	**963110102**	1	10	10
Backset mm 90	**963110902**	1	10	10

Electric mortice locks stainless steel front plate mm 22



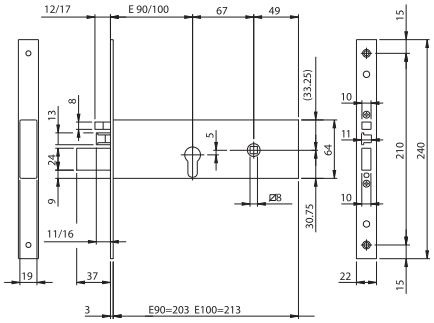

Electric mortice lock for metal frames operating with European profile cylinder. **12Vac/dc**. LATERAL LOCKING.
Front plate in STAINLESS STEEL **240X22X3**. Case height mm 64. Three mm 12 throws. **LATCHBOLT AND SEPARATE REVERSIBLE AND ADJUSTABLE LOADING SPRING.** 2 escutcheons. Pair of front plate supports. Internal cylinder screw.
Fixing screws. Instruction sheet (Key blank 990802).
Accessories to be ordered separately:
Striking plates

	Code	Single package	Multiple package	Min. ord.
Backset mm 100	**961920102**	1	10	10
Backset mm 90	**961920902**	1	10	10



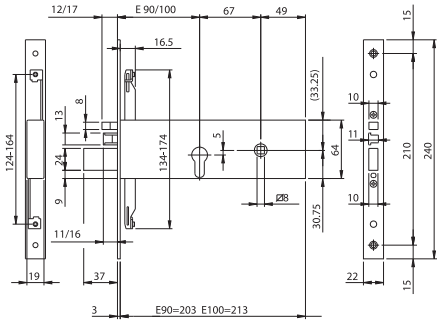

Electric mortice lock for metal frames operating with European profile cylinder. **12Vac/dc**. 3-POINT LOCKING.
Rods screwed connection. Front plate in STAINLESS STEEL **240X22X3**. Case height mm 64. Three mm 12 throws.
LATCHBOLT AND SEPARATE ADJUSTABLE AND REVERSIBLE LOADING SPRING.
2 escutcheons. Pair of front plate supports. Internal cylinder screw.
Fixing screws. Instruction sheet. (Key blank 990802).
Accessories to be ordered separately:
Pair of plates to connect the lock to the external rods - ref. 990853
Deviators for lateral 3-point locking, external rods - ref. 780322252
Deviators for lateral 3-point locking, internal rods - ref. 780302252
Pair of internal deviated rods with accessories - ref. 990850
Pair of internal straight rods - ref. 990851
Striking plates

	Code	Single package	Multiple package	Min. ord.
Backset mm 100	**963920102**	1	10	10
Backset mm 90	**963920902**	1	10	10

Code | Single package | Multiple package | Min. ord.

Mortice locks
stainless steel front plate mm 22



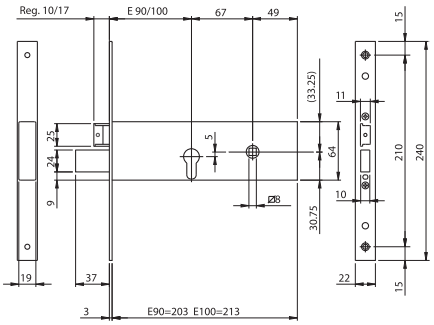

Double-bit mortice lock for metal frames. **MODULAR**. LATERAL LOCKING. Front plate in STAINLESS STEEL **240X22X3**.
Case height mm 64. Three mm 12 throws. **SEPARATE REVERSIBLE AND ADJUSTABLE LATCHBOLT.**
THE LATCHBOLT CAN BE REPLACED WITH THE ROLLER OR WITH THE CAP FOR ONLY DEADBOLT VERSIONS.
2 escutcheons. Pair of front plate supports. Cylinder fixing screw. Fixing screws. Instruction sheet. (Key blank 990802).
Accessories to be ordered separately:
Modular roller - ref. 040820
Modular plug for latchbolt hole - ref. 040830
Striking plates

Backset mm 100	**961120102**	1	10	10
Backset mm 90	**961120902**	1	10	10



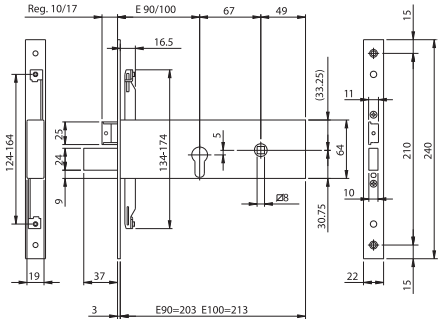

Double-bit mortice lock for metal frames. **MODULAR**. 3-POINT LOCKING. Rods screwed connections.
Front plate in STAINLESS STEEL **240X22X3.** Case height mm 64. Three mm 12 throws.
SEPARATE REVERSIBLE AND ADJUSTABLE LATCHBOLT. THE LATCHBOLT CAN BE REPLACED WITH THE ROLLER OR WITH THE CAP FOR ONLY DEADBOLT VERSIONS. 2 escutcheons.
Pair of front plate supports. Internal cylinder fixing screw.
Fixing screws. Instruction sheet. (Key blank 990802).
Accessories to be ordered separately:
Modular roller - ref. 040820
Modular plug for latchbolt hole - ref. 040830
Pair of plates to connect the lock to the external rods - ref. 990853
Deviators for lateral 3-point locking, external rods - ref. 780322252
Deviators for lateral 3-point locking, internal rods - ref. 780302252
Pair of internal deviated rods with accessories - ref. 990850
Pair of internal straight rods - ref. 990851
Striking plates

Backset mm 100	**963120102**	1	10	10
Backset mm 90	**963120902**	1	10	10

Code | Single package | Multiple package | Min. ord.

Mortice locks
stainless steel front plate mm 22



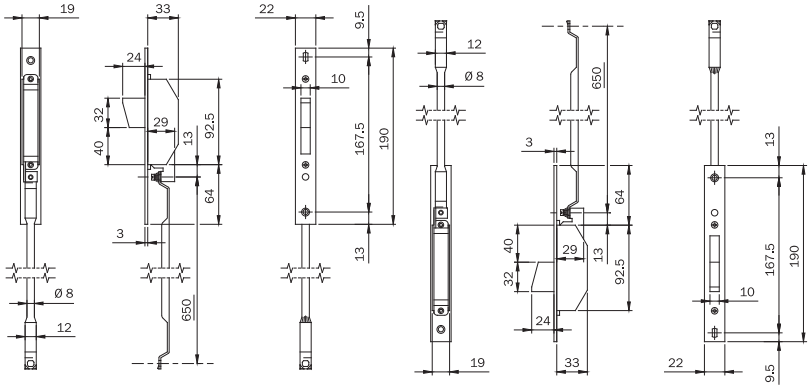

Deviators for 3-point lateral locking. Internal rods to be used with locks with screwed connection.
Front plate mm **190x22x3** in STAINLESS STEEL. Rotating DEADBOLT with mm 24 throw.
2 pairs of nylon spacers.
Rod-guiding nylon bushes. Fixing screws. **780302252** 1 5 5



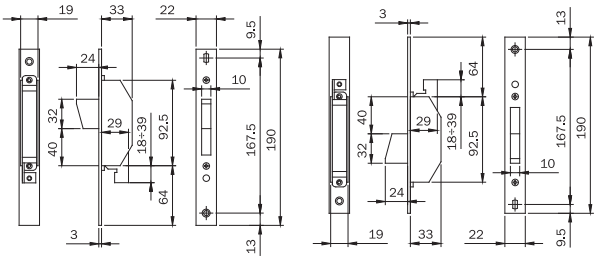

Deviators for 3-point lateral locking. For assembly with external to be used with locks
with rods screwed connection. Front plate mm **190x22x3** in STAINLESS STEEL.
Rotating DEADBOLTwith mm 24 throw.2 pairs of nylon spacers.
Rod-guiding nylon bushes. Fixing screws. **780322252** 1 5 5



Roller for double-bit **MODULAR** lock. With nylon insert for adjustable striking plates.
Spring. Spring plate. **040820** 10 - 10



Plug for double-bit **MODULAR** lock. In nickel-plated zamak. To be assembled instead of
the latchbolt for only deadbolt versions. Screw. **040830** 10 - 10

Mortice locks
zinc-plated front plate mm 24



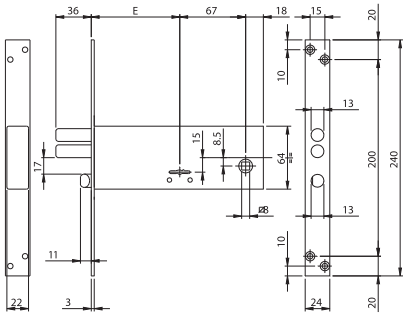

Double-bit mortice lock for metal frames. LATERAL LOCKING. 3 KEYS **mm 79**.
Front plate in zinc-plated steel **240x24x3.** Case height mm 64. Four throws, two loading springs Ø 13, mm 9.
SEPARATE REVERSIBLE LATCHBOLT. Latchbolt by key or handle follower mm 8.
2 escutcheons. Fixing screws. (Key blank 990800).
Accessories to be ordered separately:
Striking plates

	Code		Single package	Multiple package	Min. ord.
Backset mm 70	**961701B4**		1	10	10
Backset mm 90	**961901B4**		1	10	10



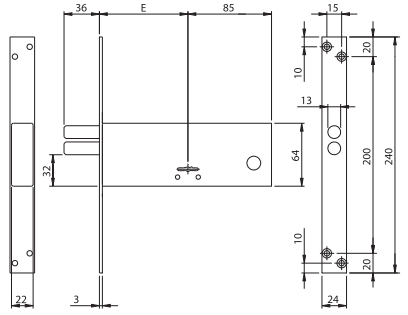

Double-bit mortice lock for metal frames. LATERAL LOCKING. 3 KEYS **mm 79**.
Front plate in zinc-plated steel **240x24x3.** Case height mm 64. Four throws, two loading springs Ø 13, mm 9.
2 escutcheons. Fixing screws. (Key blank 990800).
Accessories to be ordered separately:
Striking plates

	Code		Single package	Multiple package	Min. ord.
Backset mm 70	**961703B4**		1	10	10
Backset mm 90	**961903B4**		1	10	10

Mortice locks
zinc-plated front plate mm 24



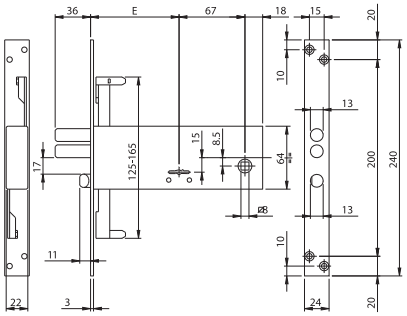

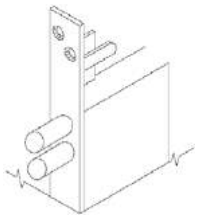

Code	Single package	Multiple package	Min. ord.

Double-bit mortice lock for metal frames. 3-POINT LOCKING. Rods clutch connections. 3 KEYS **mm 79**.
Front plate in zinc-plated steel **240x24x3.** Case height mm 64. Four throws, two loading springs Ø 13, mm 9.
SEPARATE REVERSIBLE LATCHBOLT. Latchlocking by key or handle follower mm 8.
2 escutcheons. Fixing screws. (Key blank 990800).
Accessories to be ordered separately:
Pair of internal deviated and slotted rods Ø 8 - ref. 990810
Pair of internal straight and slotted rods Ø 8 - ref. 990811
Screwed connection M8 for threaded rods - ref. 990823
Pins, tips and rod-guiding plates for Ø 8 rods - ref. 990837
Striking plates

Backset mm 70	**963701B4**	1	10	10
Backset mm 90	**963901B4**	1	10	10



Double-bit mortice lock for metal frames. 3-POINT LOCKING. Rods clutch connections. 3 KEYS **mm 79**.
Front plate in zinc-plated steel **240x24x3**. Case height mm 64. Four throws, two loading springs Ø 13, mm 9.
2 escutcheons. Fixing screws. (Key blank 990800).
Accessories to be ordered separately:
Pair of internal deviated and slotted rods Ø 8 - ref. 990810
Pair of internal straight and slotted rods Ø 8 - ref. 990811
Screwed connection M8 for threaded rods - ref. 990823
Pins, tips and rod-guiding plates for Ø 8 rods - ref. 990837
Striking plates

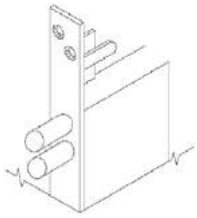

Backset mm 70	**963703B4**	1	10	10
Backset mm 90	**963903B4**	1	10	10



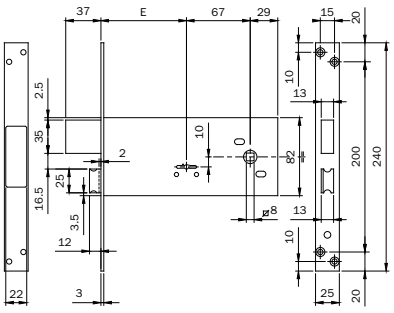

Double-bit mortice lock for metal frames. 3-POINT LOCKING. 3 KEYS **mm 79**. Backset 90 mm
Front plate in zinc-plated steel **240x25x3.** Case height mm 82. Four mm 9 throws. **SEPARATE REVERSIBLE LATCHBOLT.** Latchlocking by key or handle follower mm 8. 2 escutcheons. Fixing screws.
PACKED IN INDIVIDUAL BOXES. (Key blank 990800).
Accessories to be ordered separately:
Striking plates

Backset mm 90	**981901.FZ**	1	10	10

Code | Single package | Multiple package | Min. ord.

Mortice locks
zinc-plated front plate mm 25



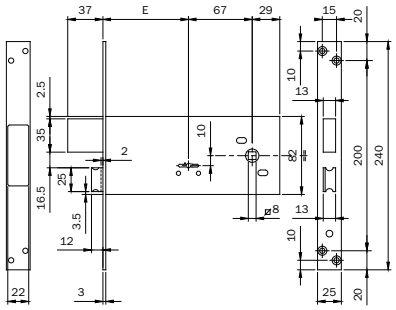

Double-bit mortice lock for metal frames. LATERAL LOCKING. 2 KEYS **mm 79**. Backset 90 mm Front plate in zinc-plated steel **240x25x3.** Case height mm 82. Four mm 9 throws. **SEPARATE REVERSIBLE LATCHBOLT.** Latchlocking by key or handle follower mm 8. 2 escutcheons. Fixing screws. **PACKED IN NYLON BAGS.** (Key blank 990800).

Accessories to be ordered separately:

Striking plates

Backset mm 90 — **981901BFZ** — 1 — 10 — 10



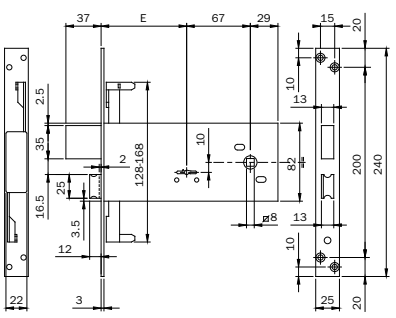

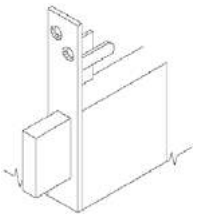

Double-bit mortice lock for metal frames. 3-POINT LOCKING. Rods clutch connection. 2 KEYS **mm 79**. Backset 90 mm Front plate in zinc-plated steel **240x25x3.** Case height mm 82. Four mm 9 throws. **SEPARATE REVERSIBLE LATCHBOLT.** Latchlocking by key or handle follower mm 8. 2 escutcheons. Fixing screws. **PACKED IN INDIVIDUAL BOXES.** (Key blank 990800).

Accessories to be ordered separately:

Striking plates

Backset mm 90 — **983901.FZ** — 1 — 10 — 10



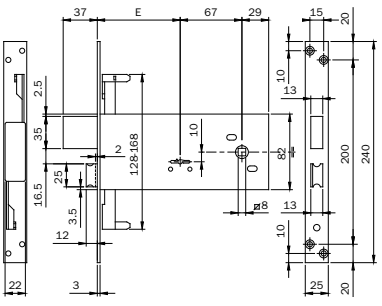

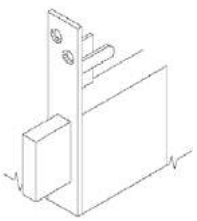

Double-bit mortice lock for metal frames. 3-POINT LOCKING. Rods clutch connection. 2 KEYS **mm 79**. Backset 90 mm Front plate in zinc-plated steel **240x25x3.** Case height mm 82. Four mm 9 throws. **SEPARATE REVERSIBLE LATCHBOLT.** Latchlocking by key or handle follower mm 8. 2 escutcheons. Fixing screws. **PACKED IN NYLON BAGS.** (Key blank 990800).

Accessories to be ordered separately:

Striking plates

Backset mm 90 — **983901BFZ** — 1 — 10 — 10

Code | Single package | Multiple package | Min. ord.

Mortice locks
zinc-plated front plate mm 25



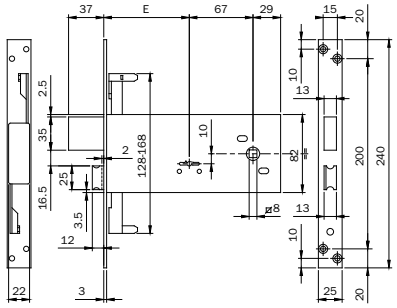

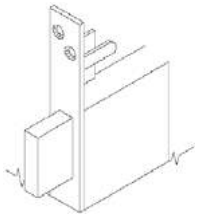

Double-bit mortice lock for metal frames. 3-POINT LOCKING. Supplied with M8 rods screwed connections. 2 KEYS **mm 79**.
Backset 90 mm Front plate in zinc-plated steel **240x25x3**. Case height mm 82. Four mm 9 throws.
SEPARATE REVERSIBLE LATCHBOLT. Latchlocking by key or handle follower mm 8. 2 escutcheons.
2 escutcheons. Fixing screws. **PACKED IN NYLON BAGS.** (Key blank 990800)
Accessories to be ordered separately:
Striking plates

Backset mm 90	**983901BFZR**	1	10	10



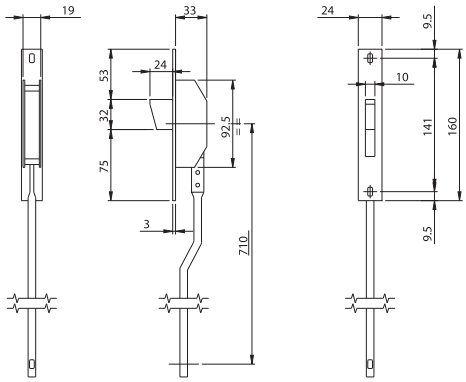

Deviators for 3-point lateral locking. Internal rods to be used with locks with clutch connection.
Front plate mm **160x24x3** in STAINLESS STEEL. Rotating DEADBOLT mm 24 throw. Rod-guiding pins.
Screws with roses. Instruction sheet.

	780253	1	5	5



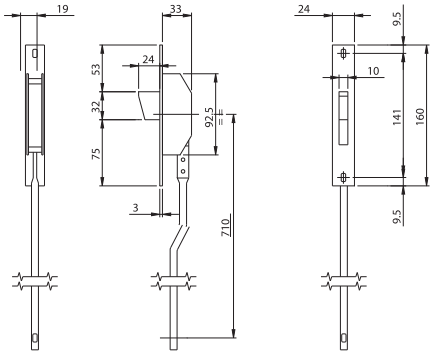

Deviators for 3-point lateral locking. Internal rods to be used with locks with clutch connection.
Front plate mm **160X22X3** IN ZINC-PLATED STEEL. Rotating DEADBOLT with mm 24 throw.
Rod-guiding pins. Screws with roses.

	780253BFZ	1	5	5

Electric mortice locks zinc-plated front plate

Code | Single package | Multiple package | Min. ord.



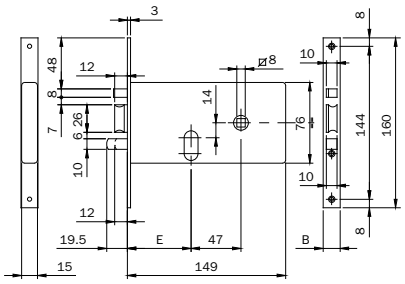

Zinc-plated electric mortice lock for metal frames operating with oval cylinder. **12Vac**.
Case mm 76 center distance 47. Zinc-plated front plate **160x16x3**. Two throws.
SELF-LOCKING LATCHBOLT WITH SEPARATE LOADING SPRING.
Instruction sheet. Cylinder fixing screw.

Backset mm 60	**5506010**	1	10	10
Backset mm 70	**5507010**	1	10	10

Zinc-plated electric mortice lock for metal frames operating with oval cylinder. **12Vac**.
Case mm 76 center distance 47. Zinc-plated front plate **160x20x3**. Two throws.
SELF-LOCKING LATCHBOLT WITH SEPARATE LOADING SPRING.
Instruction sheet. Cylinder fixing screw.

Backset mm 60	**5506020**	1	10	10
Backset mm 70	**5507020**	1	10	10



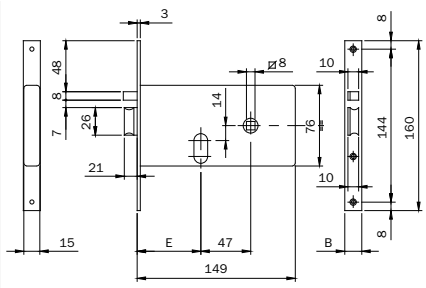

Zinc-plated electric mortice lock for metal frames operating with oval cylinder. **12Vac**.
Case mm 76 center distance 47. Zinc-plated front plate **160x16x3**.
SELF-LOCKING LATCHBOLT WITH SEPARATE LOADING SPRING. Hold-open device.
Instruction sheet. Cylinder fixing screw.

Backset mm 60	**5516010**	1	10	10
Backset mm 70	**5517010**	1	10	10

Zinc-plated electric mortice lock for metal frames operating with oval cylinder. **12Vac**.
Case mm 76 center distance 47. Zinc-plated front plate **160x20x3**.
SELF-LOCKING LATCHBOLT WITH SEPARATE LOADING SPRING. Hold-open device.
Instruction sheet. Cylinder fixing screw.

Backset mm 60	**5516020**	1	10	10
Backset mm 70	**5517020**	1	10	10

Mortice locks
zinc-plated front plate



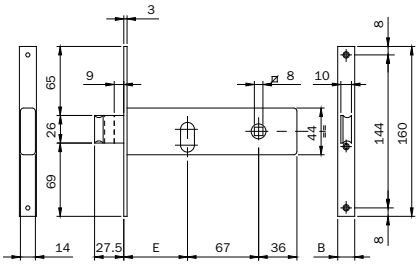

	Code		Multiple package	Min. ord.
Lock for metal frames. LATERAL LOCKING. Operating with oval cylinder. Zinc-plated case H 44. Zinc-plated front plate mm **160x16x3**. **DEADBOLT WITH mm 9 THROW WITH BUILT-IN LATCHBOLT.** Latchlocking by key or handle follower mm 8. Cylinder fixing screw.				
Backset mm 60 one throw	**7046010**	1	10	10
Backset mm 70 two throws	**7047010**	1	10	10
Backset mm 80 two throws	**7048010**	1	10	10
PACKED IN NYLON BAGS.				
Backset mm 60 one throw	**704601S**	1	10	10
Backset mm 70 two throws	**704701S**	1	10	10
Backset mm 80 two throws	**704801S**	1	10	10
Lock for metal frames. LATERAL LOCKING. Operating with oval cylinder. Zinc-plated case H 44. Zinc-plated front plate mm **160X20X3. DEADBOLT WITH mm 9 THROW WITH BUILT-IN LATCHBOLT.** Latchlocking by key or handle follower mm 8. Cylinder fixing screw.				
Backset mm 60 one throw	**7046020**	1	10	10
Backset mm 70 two throws	**7047020**	1	10	10
Backset mm 80 two throws	**7048020**	1	10	10
PACKED IN NYLON BAGS.				
Backset mm 60 one throw	**704602S**	1	10	10
Backset mm 70 two throws	**704702S**	1	10	10
Backset mm 80 two throws	**704802S**	1	10	10
Lock for metal frames. LATERAL LOCKING. Operating with oval cylinder. Zinc-plated case H 44. Zinc-plated front plate mm **160x14,7x3**. **DEADBOLT WITH mm 9 THROW WITH BUILT-IN LATCHBOLT.** Latchlocking by key or handle follower mm 8. Cylinder fixing screw. **PACKED IN NYLON BAGS.**				
Backset mm 70 two throws	**704705S**	1	10	10
Backset mm 80 two throws	**704805S**	1	10	10



Lock for metal frames. LATERAL LOCKING. Operating with oval cylinder. Zinc-plated case H 44. Zinc-plated front plate mm **160x16x3**. **DEADBOLT WITH mm 9 THROW WITH BUILT-IN ADJUSTABLE ROLLER.** Latchlocking by key or handle follower mm 8. Cylinder fixing screw. **PACKED IN INDIVIDUAL BOXES.**				
Backset mm 70 two throws	**7077010**	1	10	10
Backset mm 80 two throws	**7078010**	1	10	10

Mortice locks
zinc-plated front plate



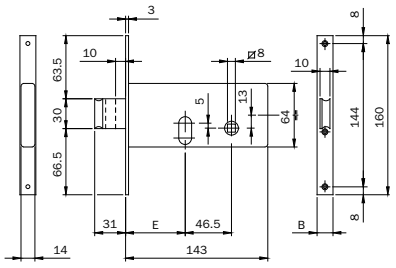

	Code		Multiple package	Min. ord.
Lock for metal frames. LATERAL LOCKING. Operating with oval cylinder. Zinc-plated case H 64. Zinc-plated front plate mm **160x16x3**. **DEADBOLT WITH TWO THROWS MM 10 WITH BUILT-IN LATCHBOLT.** Latchlocking by key or handle follower mm 8. Cylinder fixing screw.				
Backset mm 60	**7106010**	1	10	10
Backset mm 70	**7107010**	1	10	10
Lock for metal frames. LATERAL LOCKING. Operating with oval cylinder. Zinc-plated case H 64. Zinc-plated front plate mm **160x20x3**. **DEADBOLT WITH TWO THROWS mm 10 WITH BUILT-IN LATCHBOLT.** Latchlocking by key or handle follower mm 8. Cylinder fixing screw.				
Backset mm 60	**7106020**	1	10	10
Backset mm 70	**7107020**	1	10	10



Key blank
020159

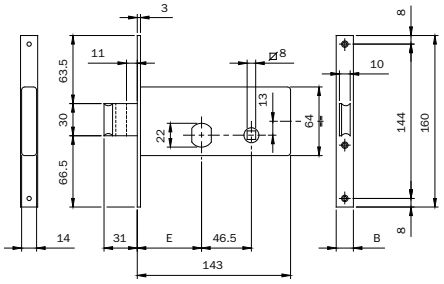

	Code		Multiple package	Min. ord.
Lock for metal frames. LATERAL LOCKING. Operating with **MULTI-FACETED ROUND CYLINDER Ø 22** (840027277) supplied with the lock. 3 KEYS. Zinc-plated case H 64 . Zinc-plated front plate mm **160x16x3**. **DEADBOLT WITH TWO THROWS mm 10 WITH BUILT-IN LATCHBOLT.** Latchlocking by key or handle follower mm 8. 2 nylon escutcheons. Cylinder fixing screw. (Key blank ref. 020159)				
Backset mm 60	**712601**	1	10	10
Backset mm 70	**712701**	1	10	10
Lock for metal frames. LATERAL LOCKING. Operating with **MULTI-FACETED ROUND CYLINDER Ø 22** (840027277) supplied with the lock. 3 keys. Zinc-plated case H 64. Zinc-plated front plate mm **160x20x3**. **DEADBOLT WITH TWO THROWS mm 10 WITH BUILT-IN LATCHBOLT.** Latchlocking by key or handle follower mm 8. 2 nylon escutcheons. Cylinder fixing screw. (Key blank ref. 020159)				
Backset mm 60	**712602**	1	10	10
Backset mm 70	**712702**	1	10	10

Mortice locks
zinc-plated front plate

Code | Single package | Multiple package | Min. ord.



Key blank
020159

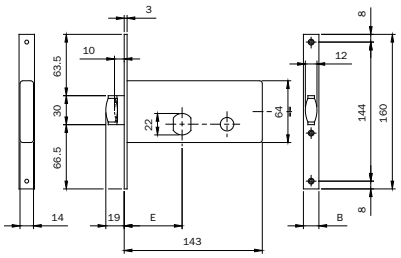

Lock for metal frames. LATERAL LOCKING. Operating with **MULTI-FACETED ROUND CYLINDER Ø 22** (840027277) supplied with the lock. 3 KEYS. Zinc-plated case H 64. Zinc-plated front plate mm **160x16x3**.
ONE THROW MM 10 WITH BUILT-IN ADJUSTABLE ROLLER.
2 nylon escutcheons. Cylinder fixing screw. (Key blank ref. 020159)

Backset mm 60	**713601**	1	10	10
Backset mm 70	**713602**	1	10	10



Key blank
020259

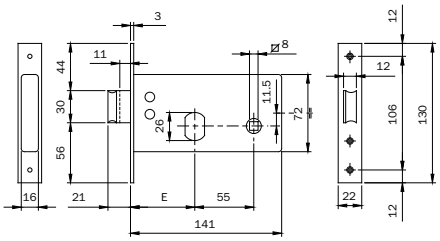

Lock for metal frames. LATERAL LOCKING. Operating with **MULTI-FACETED ROUND CYLINDER Ø 26** (842028287) supplied with the lock. 3 keys. Zinc-plated case H 72. Zinc-plated front plate mm **130x22x3**
DEADBOLT WITH THROW mm 11 WITH BUILT-IN LATCHBOLT.
2 escutcheons. Cylinder fixing screw. (Key blank ref. 020259)

Backset mm 60	**725600**	1	10	10



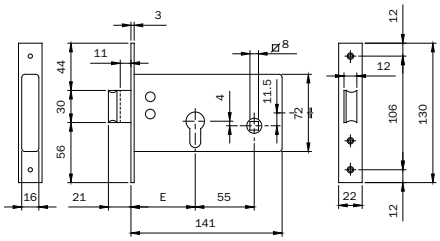

Lock for metal frames. LATERAL LOCKING. Operating with European profile cylinder. Zinc-plated case H 72.
Zinc-plated front plate mm **130x22x3**. **DEADBOLT WITH THROW mm 11 WITH BUILT-IN LATCHBOLT.**
Latchlocking by key or handle follower mm 8. Cylinder fixing screw.

Backset mm 60	**720600**	1	10	10

SWISSDOOR
DØRTEKNIK FOR PROFESSIONELLE



Locks for gates and shutters

2001 electric rim locks for gates



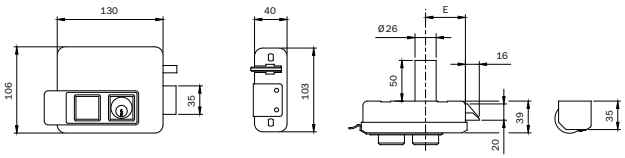



Key blank
020259

RIGHT-HAND electric rim lock in STAINLESS STEEL. **12Vac 15W**. Internal cylinder and external fixed cylinder Ø 26x50. Self-locking latchbolt. Separate loading spring with adjustable force. 3 KEYS. Adjustable keep. Escutcheon. Instruction sheet. (Key blank ref. 020259).

Accessories to be ordered separately:
Lock plate and keep plate - ref. 052012

	Code	Single package	Multiple package	Min. ord.
Backset mm 60	**520010602**	1	6	6
Backset mm 70	**520010702**	1	6	6
Backset mm 80	**520010802**	1	6	6

LEFT-HAND electric rim lock in STAINLESS STEEL. **12Vac 15W**. Internal cylinder and external fixed cylinder Ø 26x50. Self-locking latchdbolt. Separate loading spring with adjustable force. 3 KEYS. Adjustable keep. Escutcheon. Instruction sheet. (Key blank ref. 020259).

Accessories to be ordered separately:
Lock plate and keep plate - ref. 052012

	Code	Single package	Multiple package	Min. ord.
Backset mm 60	**520020602**	1	6	6
Backset mm 70	**520020702**	1	6	6
Backset mm 80	**520020802**	1	6	6



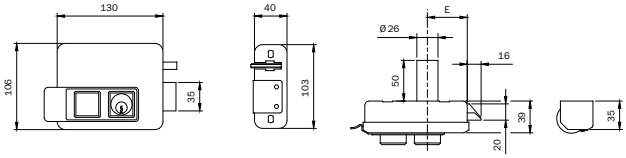



Key blank
020259

RIGHT-HAND electric rim lock in STAINLESS STEEL. **12Vac 15W**. Internal pushbutton, internal cylinder for **PUSHBUTTON LOCKING** or for **HOLD-OPEN** function, external fixed cylinder Ø 26x50. Self-locking latchbolt. Separate loading spring with adjustable force.3 keys. Adjustable keep. Escutcheon. Instruction sheet. (Key blank ref. 020259).

Accessories to be ordered separately:
Lock plate and keep plate - ref. 052012

	Code	Single package	Multiple package	Min. ord.
Backset mm 60	**520310602**	1	6	6
Backset mm 70	**520310702**	1	6	6
Backset mm 80	**520310802**	1	6	6

LEFT-HAND electric rim lock in STAINLESS STEEL. **12Vac 15W**. Internal pushbutton, internal cylinder for **PUSHBUTTON LOCKING** or for **HOLD-OPEN** function, external fixed cylinder Ø 26x50. Self-locking latchbolt. Separate loading spring with adjustable force. 3 KEYS. Adjustable keep. Escutcheon. Instruction sheet. (Key blank ref. 020259).

Accessories to be ordered separately:
Lock plate and keep plate - ref. 052012

	Code	Single package	Multiple package	Min. ord.
Backset mm 60	**520320602**	1	6	6
Backset mm 70	**520320702**	1	6	6
Backset mm 80	**520320802**	1	6	6

Code | Single package | Multiple package | Min. ord.

2001 electric rim locks for gates



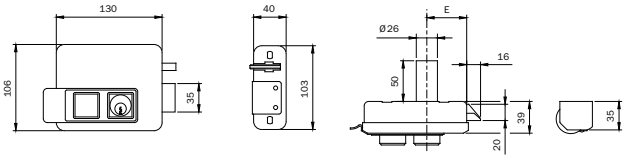



Key blank
020259

RIGHT-HAND electric rim lock, painted. **12Vac 15W**. Internal cylinder and external fixed cylinder Ø 26x50.
Self-locking latchbolt. Separate loading spring with adjustable force. 3 KEYS. Adjustable keep.
Escutcheon. Instruction sheet. (Key blank ref. 020259).
Accessories to be ordered separately:
Lock plate and keep plate - ref. 052012

Backset mm 50	**520010505**	1	6	6
Backset mm 60	**520010605**	1	6	6
Backset mm 70	**520010705**	1	6	6
Backset mm 80	**520010805**	1	6	6

LEFT-HAND electric rim lock, painted. **12Vac 15W**. Internal cylinder and external fixed cylinder Ø 26x50.
Self-locking latchbolt. Separate loading spring with adjustable force. 3 keys. Adjustable keep.
Escutcheon. Instruction sheet. (Key blank ref. 020259).
Accessories to be ordered separately:
Lock plate and keep plate - ref. 052012

Backset mm 50	**520020505**	1	6	6
Backset mm 60	**520020605**	1	6	6
Backset mm 70	**520020705**	1	6	6
Backset mm 80	**520020805**	1	6	6



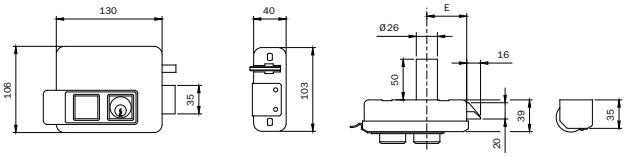



Key blank
020259

RIGHT-HAND electric rim lock, painted. **12Vac 15W**. Internal pushbutton and external fixed cylinder Ø 26x50.
Self-locking latchbolt. Separate loading spring with adjustable force. Backset mm 50. 3 keys. Adjustable keep.
Escutcheon. Instruction sheet. (Key blank ref. 020259).
Accessories to be ordered separately:
Lock plate and keep plate - ref. 050012

Backset mm 50	**520110505**	1	6	6
Backset mm 60	**520110605**	1	6	6
Backset mm 70	**520110705**	1	6	6
Backset mm 80	**520110805**	1	6	6

LEFT-HAND electric rim lock, painted. **12Vac 15W.** Internal pushbutton and external fixed cylinder Ø 26x50.
Self-locking latchbolt. Separate loading spring with adjustable force. 3 KEYS. Adjustable keep.
Escutcheon. Instruction sheet. (Key blank ref. 020259).
Accessories to be ordered separately:
Lock plate and keep plate - ref. 050012

Backset mm 50	**520120505**	1	6	6
Backset mm 60	**520120605**	1	6	6
Backset mm 70	**520120705**	1	6	6
Backset mm 80	**520120805**	1	6	6

2001 electric rim locks for gates



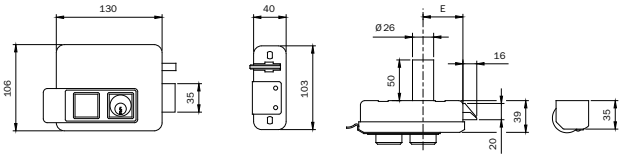



Key blank
020259

RIGHT-HAND electric rim lock, painted. **12Vac 15W**. Internal pushbutton, internal cylinder for pushbutton locking or for hold-open function, external fixed cylinder Ø 26x50. Self-locking latchbolt. Separate loading spring with adjustable force. 3 keys. Adjustable keep. Escutcheon. Instruction sheet. (Key blank ref. 020259).

Accessories to be ordered separately:
Lock plate and keep plate - ref. 052012

	Code	Single package	Multiple package	Min. ord.
Backset mm 50	**520310505**	1	6	6
Backset mm 60	**520310605**	1	6	6
Backset mm 70	**520310705**	1	6	6
Backset mm 80	**520310805**	1	6	6

LEFT-HAND electric rim lock, painted. **12Vac 15W**. Internal pushbutton, internal cylinder for pushbutton locking or for **HOLD-OPEN** function, external fixed cylinder Ø 26x50. Self-locking latchbolt. Separate loading spring with adjustable force. 3 KEYS. Adjustable keep. Escutcheon. Instruction sheet. (Key blank ref. 020259).

Accessories to be ordered separately:
Lock plate and keep plate - ref. 052012

	Code	Single package	Multiple package	Min. ord.
Backset mm 50	**520320505**	1	6	6
Backset mm 60	**520320605**	1	6	6
Backset mm 70	**520320705**	1	6	6
Backset mm 80	**520320805**	1	6	6



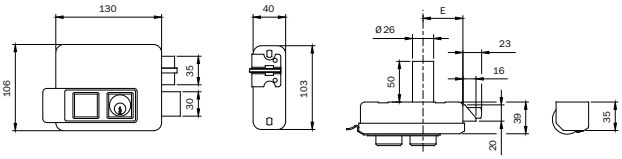



Key blank
020259

RIGHT-HAND electric rim lock, painted. **12Vac 15W**. Internal cylinder and external fixed cylinder Ø 26x50. 2 throws. Self-locking latchbolt. Built-in loading spring with adjustable force. 3 KEYS. Adjustable keep. Escutcheon. Instruction sheet. (Key blank ref. 020259).

Accessories to be ordered separately:
Lock plate and keep plate - ref. 050012

	Code	Single package	Multiple package	Min. ord.
Backset mm 50	**530010505**	1	6	6
Backset mm 60	**530010605**	1	6	6
Backset mm 70	**530010705**	1	6	6
Backset mm 80	**530010805**	1	6	6

LEFT-HAND electric rim lock, painted. **12Vac 15W**. Internal cylinder and external fixed cylinder Ø 26x50. 2 throws. Self-locking latchbolt. Built-in loading spring with adjustable force. 3 KEYS. Adjustable keep. Escutcheon. Instruction sheet. (Key blank ref. 020259).

Accessories to be ordered separately:
Lock plate and keep plate - ref. 050012

	Code	Single package	Multiple package	Min. ord.
Backset mm 50	**530020505**	1	6	6
Backset mm 60	**530020605**	1	6	6
Backset mm 70	**530020705**	1	6	6
Backset mm 80	**530020805**	1	6	6

2001 electric rim locks for gates



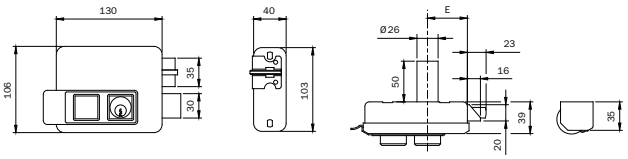



Key blank
020259

RIGHT-HAND electric rim lock, painted. **12Vac 15W**. Internal pushbutton. 2 throws operated by internal cylinder and fixed external cylinder Ø 26x50. Self-locking latchbolt with built-in loading spring with adjustable force. 3 KEYS. Adjustable keep. Escutcheon. Instruction sheet. (Key blank ref. 020259).

Accessories to be ordered separately:

Lock plate and keep plate - ref. 050012

	Code	Single package	Multiple package	Min. ord.
Backset mm 50	**530210505**	1	6	6
Backset mm 60	**530210605**	1	6	6
Backset mm 70	**530210705**	1	6	6
Backset mm 80	**530210805**	1	6	6

LEFT-HAND electric rim lock, painted. **12Vac 15W**. Internal pushbutton. 2 throws operated by internal cylinder and fixed external cylinder Ø 26x50. Self-locking latchbolt with built-in loading spring with adjustable force. 3 KEYS. Adjustable keep. Escutcheon. Instruction sheet. (Key blank ref. 020259).

Accessories to be ordered separately:

Lock plate and keep plate - ref. 050012

	Code	Single package	Multiple package	Min. ord.
Backset mm 50	**530220505**	1	6	6
Backset mm 60	**530220605**	1	6	6
Backset mm 70	**530220705**	1	6	6
Backset mm 80	**530220805**	1	6	6



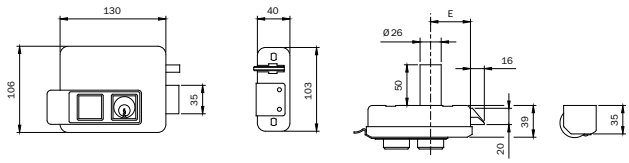



Key blank
020259

RIGHT-HAND electric rim lock, painted. **12Vac 15W**. Internal cylinder and external fixed cylinder Ø 26x50. Self-locking latchbolt. Separate loading spring with adjustable force. 3 KEYS. Adjustable keep. Escutcheon. Instruction sheet. **Supplied with protective backplate and keep plate.** (Key blank ref. 020259)

	Code	Single package	Multiple package	Min. ord.
Backset mm 50	**525010505**	1	10	10
Backset mm 60	**525010605**	1	10	10
Backset mm 70	**525010705**	1	10	10
Backset mm 80	**525010805**	1	10	10

LEFT-HAND electric rim lock, painted. **12Vac 15W**. Internal cylinder and external fixed cylinder Ø 26x50. Self-locking latchbolt. Separate loading spring with adjustable force. 3 KEYS. Adjustable keep. Escutcheon. Instruction sheet. **Supplied with protective backplate and keep plate.** (Key blank ref. 020259)

	Code	Single package	Multiple package	Min. ord.
Backset mm 50	**525020505**	1	6	6
Backset mm 60	**525020605**	1	6	6
Backset mm 70	**525020705**	1	6	6
Backset mm 80	**525020805**	1	6	6

2001 electric rim locks for gates



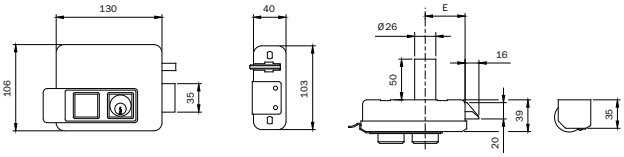



Key blank
020259

RIGHT-HAND electric rim lock, painted. **12Vac 15W**. Internal pushbutton, internal cylinder for **PUSHBUTTON LOCKING** or for **HOLD-OPEN** function, external fixed cylinder Ø 26x50. Self-locking latchbolt. Separate loading spring with adjustable force. 3 KEYS. Adjustable keep. Escutcheon. Instruction sheet.
Supplied with protective backplate and keep plate.
(Key blank ref. 020259)

	Code	Single package	Multiple package	Min. ord.
Backset mm 50	**525310505**	1	10	10
Backset mm 60	**525310605**	1	10	10
Backset mm 70	**525310705**	1	10	10
Backset mm 80	**525310805**	1	10	10

LEFT-HAND electric rim lock, painted. **12Vac 15W**. Internal pushbutton, internal cylinder for **PUSHBUTTON LOCKING** or for **HOLD-OPEN** function, external fixed cylinder Ø 26x50. Self-locking latchbolt. Separate loading spring with adjustable force. 3 KEYS. Adjustable keep. Escutcheon. Instruction sheet.

Supplied with protective backplate and keep plate.
(Key blank ref. 020259)

	Code	Single package	Multiple package	Min. ord.
Backset mm 50	**525320505**	1	6	6
Backset mm 60	**525320605**	1	6	6
Backset mm 70	**525320705**	1	6	6
Backset mm 80	**525320805**	1	6	6



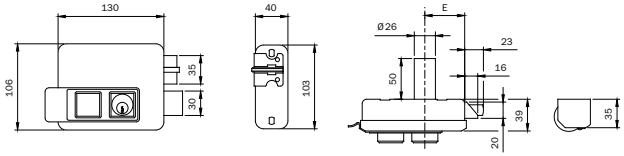



Key blank
020259

RIGHT-HAND electric rim lock, painted. **12Vac 15W**. Internal cylinder and external fixed cylinder Ø 26x50. 2 throws. Self-locking latchbolt. Built-in loading spring with adjustable force. 3 KEYS. Adjustable keep. Escutcheon. Instruction sheet. (Key blank ref. 020259).
Supplied with protective backplate and keep plate.

	Code	Single package	Multiple package	Min. ord.
Backset mm 50	**535010505**	1	10	10
Backset mm 60	**535010605**	1	10	10
Backset mm 70	**535010705**	1	10	10
Backset mm 80	**535010805**	1	10	10

LEFT-HAND electric rim lock, painted. **12Vac 15W**. Internal cylinder and external fixed cylinder Ø 26x50. 2 throws. Self-locking latchbolt. Built-in loading spring with adjustable force. 3 KEYS. Adjustable keep. Escutcheon. Instruction sheet. (Key blank ref. 020259).
Supplied with protective backplate and keep plate.

	Code	Single package	Multiple package	Min. ord.
Backset mm 50	**535020505**	1	6	6
Backset mm 60	**535020605**	1	6	6
Backset mm 70	**535020705**	1	6	6
Backset mm 80	**535020805**	1	6	6

Code | Single package | Multiple package | Min. ord.

2001 electric rim locks for gates



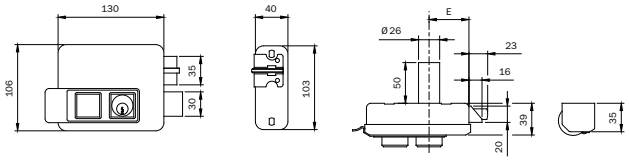



Key blank
020259

RIGHT-HAND electric rim lock, painted. **12Vac 15W**. Internal pushbutton. 2 throws operated by internal cylinder and fixed external cylinder Ø 26x50. Self-locking latchbolt with built-in loading spring with adjustable force. 3 KEYS. Adjustable keep. Escutcheon. Instruction sheet. (Key blank ref. 020259).
Supplied with protective backplate and keep plate.

Backset mm 50	**535210505**	1	10	10
Backset mm 60	**535210605**	1	10	10
Backset mm 70	**535210705**	1	10	10
Backset mm 80	**535210805**	1	10	10

LEFT-HAND electric rim lock, painted. **12Vac 15W**. Internal pushbutton. 2 throws operated by internal cylinder and fixed external cylinder Ø 26x50. Self-locking latchbolt with built-in loading spring with adjustable force. 3 KEYS. Adjustable keep. Escutcheon. Instruction sheet. (Key blank ref. 020259).
Supplied with protective backplate and keep plate.

Backset mm 50	**535220505**	1	6	6
Backset mm 60	**535220605**	1	6	6
Backset mm 70	**535220705**	1	6	6
Backset mm 80	**535220805**	1	6	6



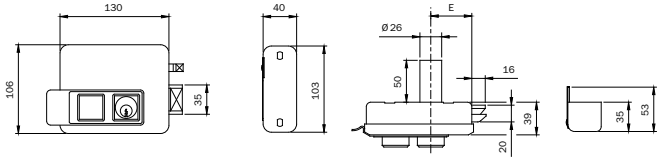



Key blank
020259

OUTSIDE OPENING

*__RIGHT-HAND__ electric rim lock, painted, for gates for external opening. **12Vac 15W**.
Internal cylinder and external fixed cylinder Ø 26x50. Self-locking latchbolt. Separate loading spring with adjustable force. 3 KEYS. Keep with nylon support and STAINLESS STEEL fixing plate. Escutcheon. Instruction sheet. Fixing screws. (Key blank ref. 020259)

Backset mm 50	**510010505**	1	6	6
Backset mm 60	**510010605**	1	6	6
Backset mm 70	**510010705**	1	6	6
Backset mm 80	**510010805**	1	6	6

*__LEFT-HAND__ electric rim lock, painted, for gates for external opening. **12Vac 15W**.
Internal cylinder and external fixed cylinder Ø 26x50. Self-locking latchbolt. Separate loading spring with adjustable force. 3 KEYS. Keep with nylon support and STAINLESS STEEL fixing plate. Escutcheon. Instruction sheet. Fixing screws. (Key blank ref. 020259)

Backset mm 50	**510020505**	1	6	6
Backset mm 60	**510020605**	1	6	6
Backset mm 70	**510020705**	1	6	6
Backset mm 80	**510020805**	1	6	6

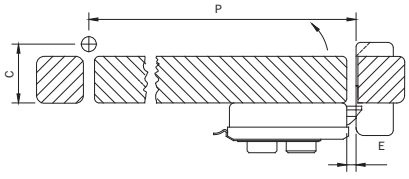

***INSTALLATION CONDITIONS FOR OUTSIDE OPENING**

- **Dimension C: distance between the centres of the hinge and of the internal door edge max 80 mm**
- **Dimension P: door width min 900 mm**
- **Dimension E: distance between the lock and the keep max 9 mm**

Code | Single package | Multiple package | Min. ord.

2001 electric rim locks for gates



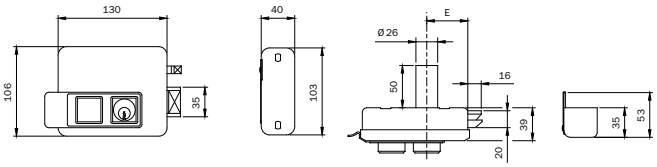



Key blank
020259

OUTSIDE OPENING

* **RIGHT-HAND** electric rim lock, painted, **FOR GATES FOR EXTERNAL OPENING. 12Vac 15W**.
Internal pushbutton, internal cylinder for **PUSHBUTTON LOCKING** or **HOLD-OPEN** function,
external fixed cylinder Ø 26x50. Self-locking latchbolt. Separate loading spring with adjustable force.
3 KEYS. Keep with nylon support and STAINLESS STEEL fixing plate. Escutcheon. Instruction sheet.
Fixing screws. (Key blank ref. 020259)

Backset mm 50	**510310505**	1	6	6
Backset mm 60	**510310605**	1	6	6
Backset mm 70	**510310705**	1	6	6
Backset mm 80	**510310805**	1	6	6

* **LEFT-HAND** electric rim lock, painted, for **GATES FOR EXTERNAL OPENING. 12Vac 15W**.
Internal pushbutton, internal cylinder for **PUSHBUTTON LOCKING** or **HOLD-OPEN** function,
external fixed cylinder Ø 26x50. Self-locking latchbolt. Separate loading spring with adjustable force.
3 KEYS. Keep with nylon support and STAINLESS STEEL fixing plate. Escutcheon. Instruction sheet.
Fixing screws. (Key blank ref. 020259)

Backset mm 50	**510320505**	1	6	6
Backset mm 60	**510320605**	1	6	6
Backset mm 70	**510320705**	1	6	6
Backset mm 80	**510320805**	1	6	6

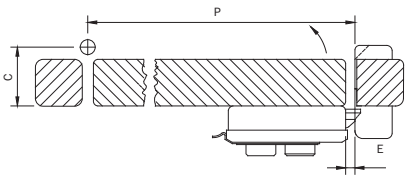

***INSTALLATION CONDITIONS FOR OUTSIDE OPENING**

- **Dimension C: distance between the centres of the hinge and of the internal door edge max 80 mm**
- **Dimension P: door width min 900 mm**
- **Dimension E: distance between the lock and the keep max 9 mm**

Elettrica 500



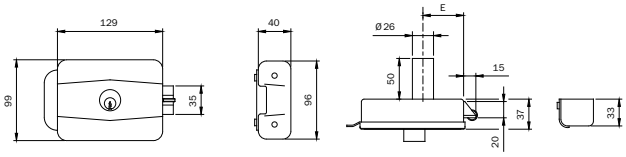



Key blank
020259

RIGHT- OR LEFT-HAND electric rim lock, painted. **12Vac 15W**. Internal cylinder and external fixed cylinder Ø 26x50.
Self-locking latchbolt. Built-in loading spring with adjustable force. 3 KEYS. Adjustable keep.
Escutcheon. Instruction sheet. (Key blank ref. 020259).
Accessories to be ordered separately:
Lock backplate and keep plate ref. 050010

Backset mm 50	**500500**	1	10	10
Backset mm 60	**500600**	1	10	10
Backset mm 70	**500700**	1	10	10
Backset mm 80	**500800**	1	10	10



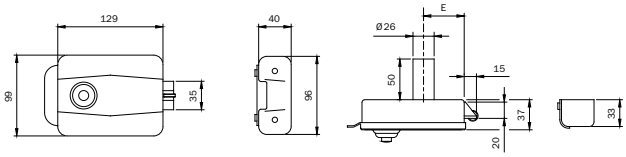



Key blank
020259

RIGHT- OR LEFT-HAND electric rim lock, painted. **12Vac 15W**. Internal pushbutton and external fixed cylinder Ø 26x50.
Self-locking latchbolt. Built-in loading spring with adjustable force. 3 KEYS. Adjustable keep.
Escutcheon. Instruction sheet. (Key blank ref. 020259).

Backset mm 50	**510500**	1	10	10
Backset mm 60	**510600**	1	10	10
Backset mm 70	**510700**	1	10	10
Backset mm 80	**510800**	1	10	10



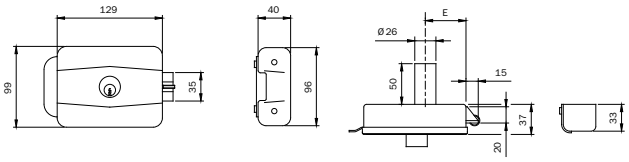



Key blank
020259

RIGHT- OR LEFT-HAND electric rim lock, zinc-plated for iron frames. **12Vac 15W**.
Internal pushbutton and external fixed cylinder Ø 26x50.
Self-locking latchbolt. Built-in loading spring with adjustable force. 3 KEYS. Adjustable keep.
Lock plate and keep plate. Escutcheon. Instruction sheet. (Key blank ref. 020259).

Backset mm 50	**505504**	1	10	10
Backset mm 60	**505604**	1	10	10
Backset mm 70	**505704**	1	10	10
Backset mm 80	**505804**	1	10	10

Code | Single package | Multiple package | Min. ord.

Locks for sliding doors and gates



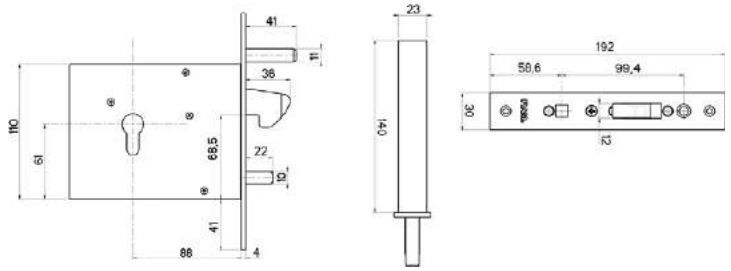



381 EGI Electric mortice lock, hook in steel, nickel-plated,
8-12V, Front plate in steel, zinc-plated
Supplied with cylinder Ref. F20930307N F3

Backset mm 90	**381.90.00**	1	-	1



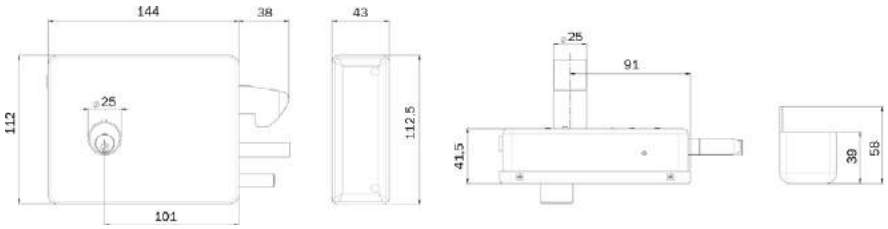



380 EGR Electric rim lock, hook in steel, nickel-plated
8-12V internal cylinder, fixed external cylinder
3 keys Ref. 74.01.01

Backset mm 90 - right-hand	**380.90.01**	1	-	1
Backset mm 90 - left-hand	**380.90.02**	1	-	1

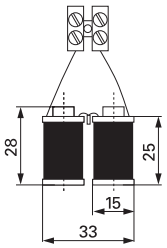

Set of solenoid units
Voltage 12V - 15W A.C.
For item EGI 381

586.00.0381.0000	6	-	6

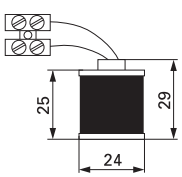

Set of solenoid units
Voltage 12V - 15W C.A.
For item EGI 380

586.00.0355.0000	6	-	6

Code | Single package | Multiple package | Min. ord.

Ferroglietto





Key blank
020259

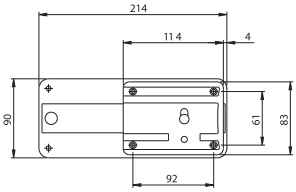

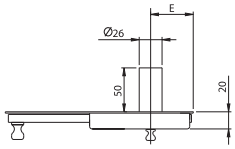

Rim lock for iron frames with knob to unlock the internal deadbolt and external fixed cylinder Ø mm 26x50, 3 KEYS. **6-THROW DEADBOLT.** Packed in nylon bags. (Key blank ref. 020259)

Backset mm 50	**315506**	1	10	10
Backset mm 60	**315606**	1	10	10





Key blank
020259

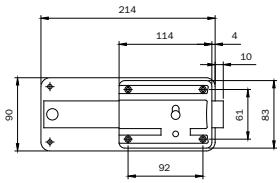

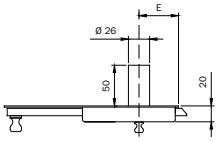

Rim lock for iron frames with knob to unlock the internal deadbolt and external fixed cylinder Ø mm 26x50, 3 KEYS. **5-THROW DEADBOLT + BUILT-IN LATCHBOLT.** Packed in nylon bags.
(Key blank ref. 020259)

Backset mm 50	**315505**	1	10	10
Backset mm 60	**315605**	1	10	10





Key blank
020259

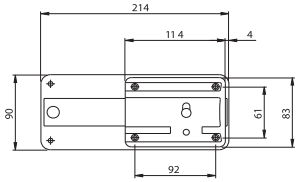

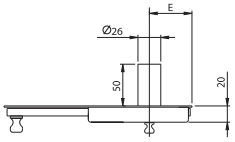

Rim lock for iron frames with knob to unlock the internal deadbolt and external fixed cylinder Ø mm 26x50, 3 KEYS. **6-THROW DEADBOLT.** Keep. (Key blank ref. 020259)

Backset mm 50	**310604500**	1	10	10
Backset mm 60	**310604600**	1	10	10





Key blank
020259

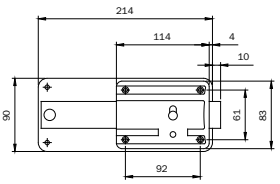

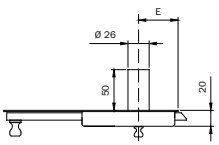

Rim lock for iron frames with knob to unlock the internal deadbolt and external fixed cylinder Ø mm 26x50, 3 KEYS. **5-THROW DEADBOLT + BUILT-IN LATCHBOLT.**
Keep (Key blank ref. 020259)

Backset mm 50	**310504500**	1	10	10
Backset mm 60	**310504600**	1	10	10

Code | Single package | Multiple package | Min. ord.

Portoncino





Key blank
020259

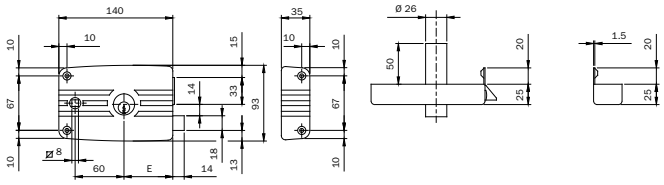

Rim lock for iron frames with blade, PAINTED BLACK, with internal cylinder and external fixed cylinder Ø mm 26x50, separate latchbolt, handle follower mm 8. 3-throw DEADBOLT. Backset mm 60.
3 KEYS. Keep. Escutcheon. (Key blank ref. 020259)

Backset mm 60 RIGHT	**481603**	2	10	10
Backset mm 60 LEFT	**482603**	2	10	10





Key blank
020259

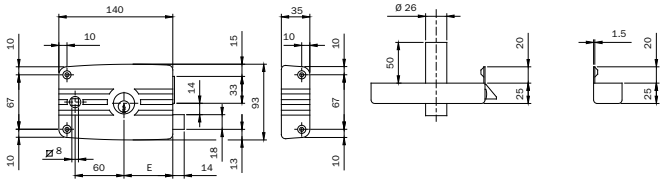

Rim lock for iron frames with blade, ZINC-PLATED, with internal cylinder and external fixed cylinder Ø mm 26x50, separate latchbolt, handle follower mm 8. 3-throw DEADBOLT. Backset mm 60.
3 KEYS. Keep. Escutcheon. (Key blank ref. 020259)

Backset mm 60 RIGHT	**481604**	2	10	10
Backset mm 60 LEFT	**482604**	2	10	10





Key blank
020259

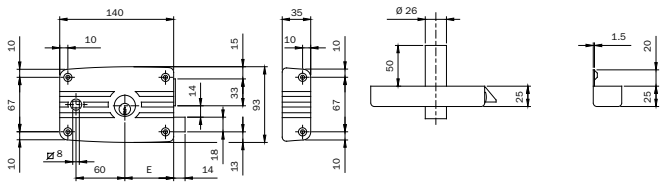

Rim lock for iron frames without blade, PAINTED BLACK, with internal cylinder and external fixed cylinder Ø mm 26x50, separate latchbolt, handle follower mm 8. 3-throw DEADBOLT. Backset mm 60.

3 KEYS. Keep. Escutcheon. (Key blank ref. 020259)

Accessories to be ordered separately:

Lock backplate and keep plate ref. 050011

Backset mm 60 RIGHT	**485603**	2	10	10
Backset mm 60 LEFT	**486603**	2	10	10

Portoncino





Key blank
020259

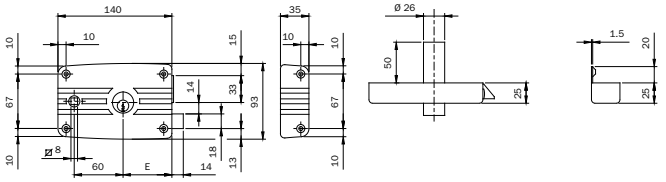

Rim lock for iron frames without blade, ZINC-PLATED, with internal cylinder and external fixed cylinder Ø mm 26x50, separate latchbolt, HANDLE FOLLOWER mm 8. 3-throw DEADBOLT. Backset mm 60. 3 keys. Keep. Escutcheon. (Key blank ref. 020259)

Accessories to be ordered separately:

Lock backplate and keep plate ref. 050011

	Code	Single package	Multiple package	Min. ord.
Backset mm 60 RIGHT	**485604**	2	10	10
Backset mm 60 LEFT	**486604**	2	10	10





Key blank
020259

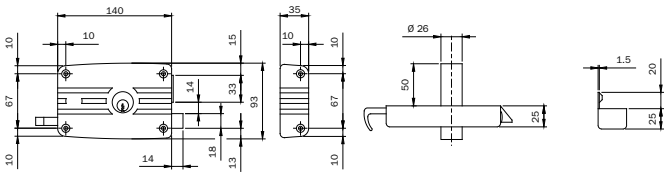

Rim lock for iron frames without blade, **RIGHT-HAND**. 4 fixing holes. Internal cylinder and external fixed cylinder Ø mm 26x50, separate reversible latchbolt with INTERNAL ROD and external latchlocking by key. 3-throw DEADBOLT. 3 KEYS. Keep. (Key blank ref. 020259)

Accessories to be ordered separately:

Lock backplate and keep plate ref. 050011

	Code	Single package	Multiple package	Min. ord.
Backset mm 60 RIGHT	**431604...4**	2	10	10
Backset mm 70 RIGHT	**431704...4**	2	10	10

Rim lock for iron frames without blade, **LEFT-HAND**. 4 fixing holes. Internal cylinder and external fixed cylinder Ø mm 26x50, separate reversible latchbolt with INTERNAL ROD and external latchlocking by key. 3-throw DEADBOLT. 3 KEYS. Keep. (Key blank ref. 020259)

Accessories to be ordered separately:

Lock backplate and keep plate ref. 050011

	Code	Single package	Multiple package	Min. ord.
Backset mm 60 LEFT	**432604...4**	2	10	10
Backset mm 70 LEFT	**432704...4**	2	10	10

Locks for iron frames
zinc-plated front plate mm 25



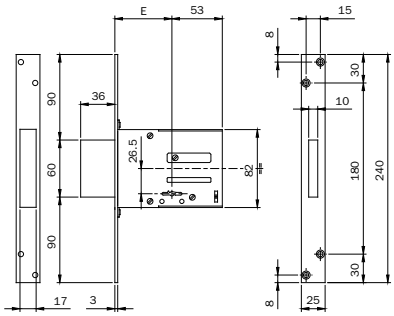

Locks for iron frames and gates. LATERAL LOCKING. Double-bit key. Zinc-plated case.
Zinc-plated front plate mm **240x25x3**. Rectangular DEADBOLT with 4 throws mm 9.
2 KEYS. (Key blank ref. 990802) 2 zinc-plated key guides.
PACKED IN NYLON BAGS.
Accessories to be ordered separately:
Zinc-plated striking plate - ref. 990817

	Code	Single package	Multiple package	Min. ord.
Backset mm 52	**661524N**	1	10	10
Backset mm 60	**661604N**	1	10	10
Backset mm 70	**661704N**	1	10	10

Locks for iron frames and gates. LATERAL LOCKING. Double-bit key. Keyed-alike version (K.A.)
in groups of 10 pieces. Zinc-plated case. Zinc-plated front plate mm **240x25x3**. Rectangular DEADBOLT
with 4 throws mm 9. 1 key. (Key blank ref. 990802). 2 zinc-plated key guides.
PACKED IN NYLON BAGS.
Accessories to be ordered separately:
Zinc-plated striking plate - ref. 990817

	Code	Single package	Multiple package	Min. ord.
Backset mm 52	**661524N.K**	1	10	10
Backset mm 60	**661604N.K**	1	10	10
Backset mm 70	**661704N.K**	1	10	10



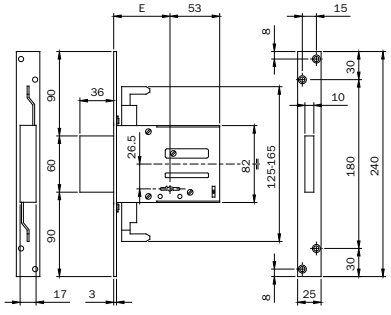

Locks for iron frames and gates. 3-POINT LOCKING for rod clutch connection. Double-bit key.
Zinc-plated case. Zinc-plated front plate mm **240x25x3**. Rectangular deadbolt with 4 throws mm 9.
2 KEYS. (Key blank ref. 990802). 2 zinc-plated key guides.
PACKED IN NYLON BAGS.
Accessories to be ordered separately:
Screwed connection M8 for threaed rods - ref. 990823
pins, tips and rod guides for rods D8 - ref. 990837
Pair of deviated slotted internal rods D8 - ref. 990810
Pair of straight slotted internal rods D8 - ref. 990811
Zinc-plated striking plate - ref. 990817

	Code	Single package	Multiple package	Min. ord.
Backset mm 60	**663604N**	1	10	10
Backset mm 70	**663704N**	1	10	10

Locks for iron frames
zinc-plated front plate mm 25

Code | Single package | Multiple package | Min. ord.

Locks for iron frames and gates. 3-POINT LOCKING for rod clutch connection. Double-bit key.
KEYED-ALIKE VERSION (K.A.) in groups of 10 pieces. Zinc-plated case. Zinc-plated front plate mm **240x25x3**.
Rectangular DEADBOLT with 4 throws mm 9.
1 KEY. (Key blank ref. 990802). 2 zinc-plated key guides.
PACKED IN NYLON BAGS.
Accessories to be ordered separately:
Screwed connection M8 for threaed rods - ref. 990823
Pins, tips and rod guides for rods Ø 8 - ref. 990837
Pair of deviated slotted internal rods Ø 8 - ref. 990810
Pair of straight slotted internal rods Ø 8 - ref. 990811
Zinc-plated striking plate - ref. 990817

Backset mm 60	**663604N.K**	1	10	10
Backset mm 70	**663704N.K**	1	10	10



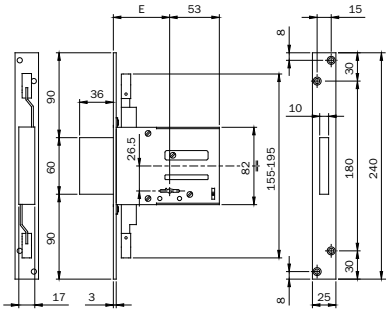

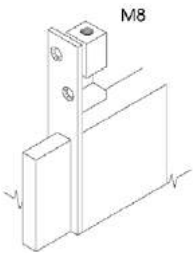

Locks for iron frames and gates. 3-POINT LOCKING, pre-assembled M8 rods connection.
Double-bit key. Zinc-plated case. Zinc-plated front plate mm **240x25x3**.
Rectangular DEADBOLT with 4 throws mm 9.
2 KEYS. (Key blank ref. 990802). 2 zinc-plated key guides.
PACKED IN NYLON BAGS.
Accessories to be ordered separately:
2 tips Ø 10 for threaded rods M8 - ref. 990836
Pins, tips and rod guides for rods Ø 8 - ref. 990837
Zinc-plated striking plate - ref. 99081

Backset mm 60	**663301604**	1	10	10
Backset mm 70	**663301704**	1	10	10

Locks for iron frames and gates. 3-POINT LOCKING. Double-bit key.
KEYED-ALIKE VERSION (K.A.) in groups of 10 pieces. Zinc-plated case.
Zinc-plated front plate mm **240x25x3**. Rectangular DEADBOLT with 4 throws mm 9.
1 KEY. (Key blank ref. 990802). 2 zinc-plated key guides.
PACKED IN NYLON BAGS.
Accessories to be ordered separately:
2 tips Ø 10 for threaded rods M8 - ref. 990836
Pins, tips and rod guides for rods Ø 8 - ref. 990837
Zinc-plated striking plate - ref. 990817

Backset mm 60	**663301604.K**	1	10	10
Backset mm 70	**663301704.K**	1	10	10

Locks for iron frames



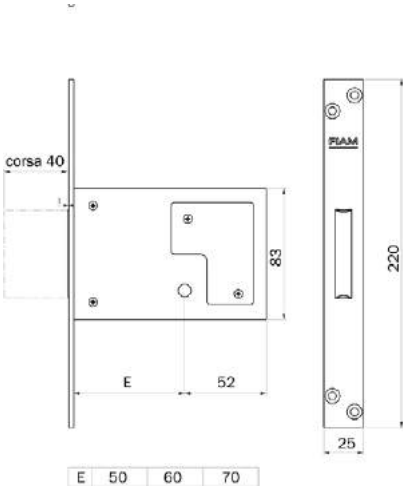

Mortice locks with cross-key cylinder.
Four throws, Front plate in zinc-plated steel.
1 KA key for cross-key cylinder Ref. 91.01.75

	Code	Single package	Multiple package	Min. ord.
Backset 50	**1200.10.50**	1	-	1
Backset 60	**1200.10.60**	1	-	1
Backset 70	**1200.10.70**	1	-	1
Backset 50	**1200.11.50**	12	-	12
Backset 60	**1200.11.50**	12	-	12
Backset 70	**1200.11.50**	12	-	12

Mortice locks with cross-key cylinder.
Four throws, Front plate in zinc-plated steel.
3 keys for cross-key cylinder Ref. 91.01.75

	Code	Single package	Multiple package	Min. ord.
Backset 50	**1200.00.50**	1	-	1
Backset 60	**1200.00.60**	1	-	1
Backset 70	**1200.00.70**	1	-	1

Mortice locks with cross-key cylinder.
Four throws, Front plate in zinc-plated steel.
2 keys for cross-key cylinder Ref. 91.01.75

	Code	Single package	Multiple package	Min. ord.
Backset 50	**1200.01.50**	12	-	12
Backset 60	**1200.01.60**	12	-	12
Backset 70	**1200.01.70**	12	-	12

Locks for iron frames



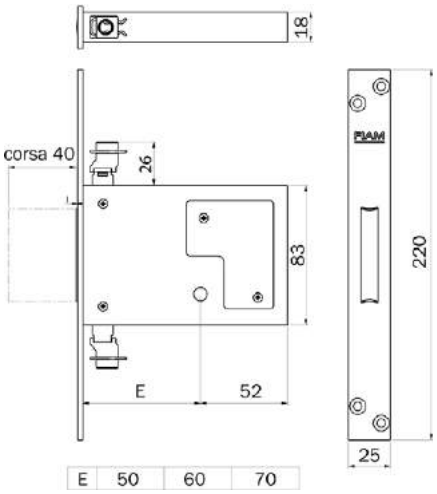

	Code	Single package	Multiple package	Min. ord.
Mortice locks with cross-key cylinder.				
Four throws, Front plate in zinc-plated steel, three locking POINT.				
1 KA key for cross-key cylinder Ref. 91.01.75				
Backset 60	**1203.10.60**	1	-	1
Backset 70	**1203.10.70**	1	-	1
Backset 60	**1203.11.60**	12	-	12
Backset 70	**1203.11.70**	12	-	12
Mortice locks with cross-key cylinder.				
Four throws, Front plate in zinc-plated steel, three locking POINT.				
3 keys for cross-key cylinder Ref. 91.01.75				
Backset 60	**1203.00.60**	1	-	1
Backset 70	**1203.00.70**	1	-	1
Mortice locks with cross-key cylinder.				
Four throws, Front plate in zinc-plated steel, three locking POINT.				
2 keys for cross-key cylinder Ref. 91.01.75				
Backset 60	**1203.01.60**	12	-	12
Backset 70	**1203.01.70**	12	-	12



SKG
Approved

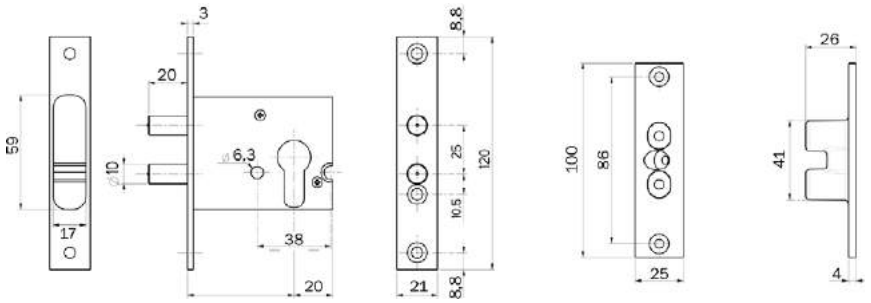

	Code	Single package	Multiple package	Min. ord.
Mortice locks operating with European profile cylinder.				
One throw, mm 21 excursion, Front plate in tropicalised steel.				
Backset 55	**1450.00.55**	1		1

Code | Single package | Multiple package | Min. ord.

Locks for iron frames



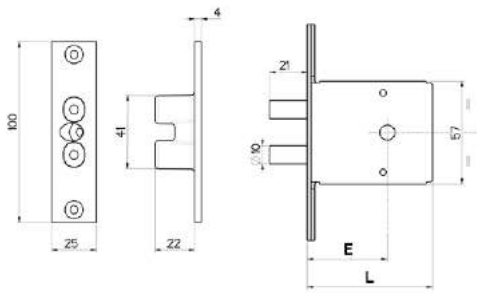

CODICE	E	L
1401.00.45	45	70
1401.00.50	50	75
1401.00.60	60	85
1401.00.70	70	95

SKG
Approved

Mortice locks with cylinder.
One throw, Front plate in chrome-plated steel.
1 KA key for cross-key cylinder Ref. 91.01.75

Backset 45	**1401.10.45**	1	-	1
Backset 50	**1401.10.50**	1	-	1
Backset 60	**1401.10.60**	1	-	1
Backset 70	**1401.10.70**	1	-	1

Mortice locks with cylinder.
One throw, Front plate in chrome-plated steel.
3 keys for cross-key cylinder Ref. 91.01.75

Backset 45	**1401.00.45**	1	-	1
Backset 50	**1401.00.50**	1	-	1
Backset 60	**1401.00.60**	1	-	1
Backset 70	**1401.00.70**	1	-	1



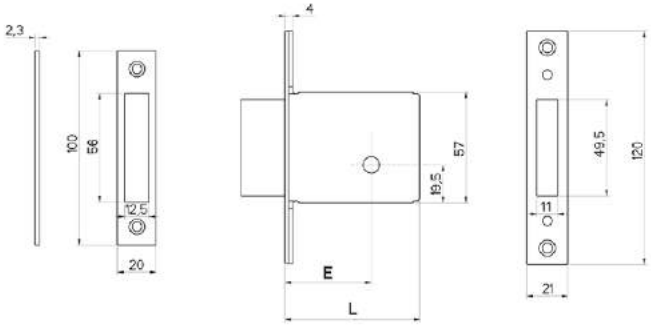

CODICE	E	L
1501.00.40	40	75
1501.00.50	50	85
1501.00.60	60	95
1501.00.70	70	105

Mortice locks with cylinder.
One throw, Front plate in chrome-plated steel.
1 KA key for cross-key cylinder Ref. 91.01.75

Backset 40	**1501.10.40**	1	-	1
Backset 50	**1501.10.50**	1	-	1
Backset 60	**1501.10.60**	1	-	1
Backset 70	**1501.10.70**	1	-	1

Mortice locks with cylinder.
One throw, Front plate in chrome-plated steel.
3 keys for cross-key cylinder Ref. 91.01.75

Backset 40	**1501.00.40**	1	-	1
Backset 50	**1501.00.50**	1	-	1
Backset 60	**1501.00.60**	1	-	1
Backset 70	**1501.00.70**	1	-	1

Code | Single package | Multiple package | Min. ord.

Locks for sliding doors and gates



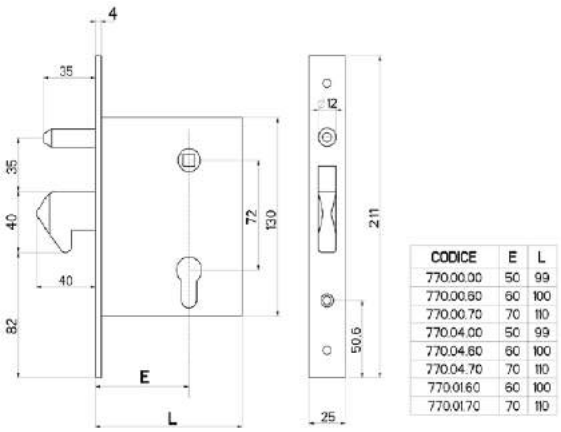

CODICE	E	L
770.00.00	50	99
770.00.60	60	100
770.00.70	70	110
770.04.00	50	99
770.04.60	60	100
770.04.70	70	110
770.01.60	60	100
770.01.70	70	110

Mortice locks operating with European profile cylinder.
One throw and hook bolt, Front plate in tropicalised steel.
Supplied with cylinder Ref. F20930307N F3

Backset 50	**770.00.00**	2	-	2
Backset 60	**770.00.60**	2	-	2
Backset 70	**770.00.70**	2	-	2

Mortice locks operating with European profile cylinder.
One throw and hook bolt, Front plate in tropicalised steel.
Supplied with cylinder Ref. F20930307N F3
Industrial package.

Backset 50	**770.04.00**	12	-	12
Backset 60	**770.04.60**	12	-	12
Backset 70	**770.04.70**	12	-	12

Mortice locks, **INOX STEEL**, operating with European profile cylinder.
One throw and hook bolt, totally in stainless steel.
Supplied with cylinder Ref. F20930307N F3

Backset 60	**770.01.60**	2	-	2
Backset 70	**770.01.70**	2	-	2



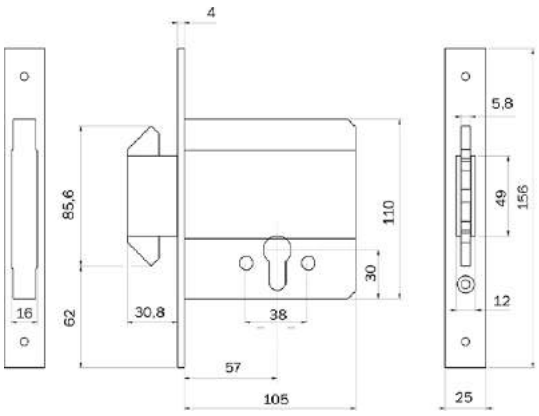

Mortice locks operating with European profile cylinder.
Three throws, backing latch hooks, Front plate in tropicalised steel.
Supplied with cylinder Ref. F20930307N F3

Backset 60	**778.00.00**	2	-	2

Code | Min. ord. Single package | Min. ord. Multiple package

Locks for sliding doors



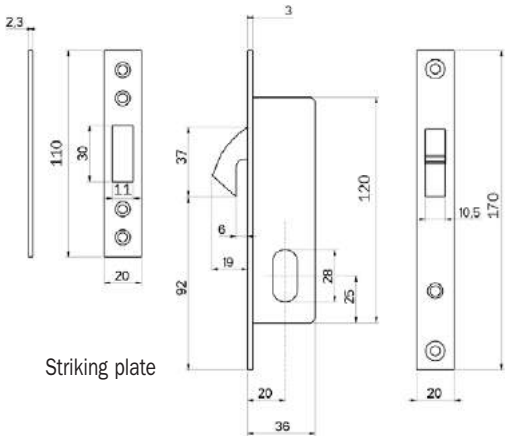

Striking plate

Mortice locks.
One throw, Front plate in steel, nickel-plated.
Striking plate and supplied with cylinder Ref. 68.52.55

Backset 20	**5040.00.20**	2	-	2



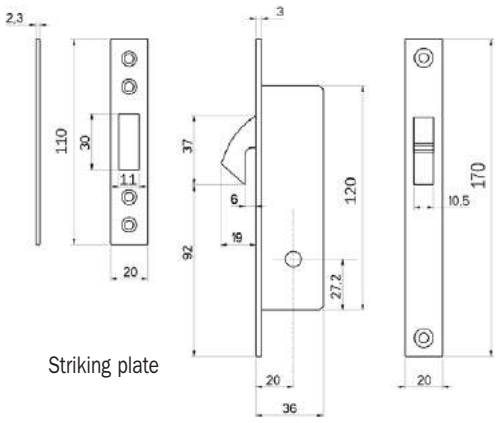

Striking plate

Mortice locks.
One throw, Front plate in steel, nickel-plated.
Striking plate and supplied with cylinder Ref. 68.52.55

Backset 20	**5041.00.20**	2	-	2

Accessories

	Code	Single package	Multiple package	Min. ord.
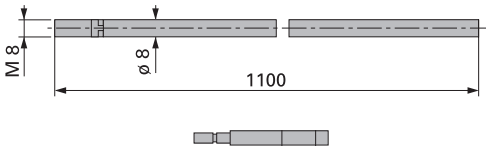 Rod, M8 threaded tips, anti-saw tips.				
Industrial package without tip	**9999.50.11**	50	-	50
With anti-saw tip Ø 8 mm	**9999.00.11**	10	–	10
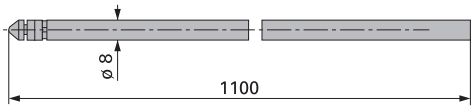 Special rod fixing tips, to combine to connecting group code 700.01.01				
Industrial package without tip	**9999.50.26**	50	-	50
With anti-saw tip Ø 8 mm	**9999.00.26**	10	-	10
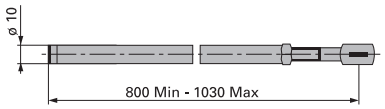 Adjustable rod, anti-saw tips. For item 316				
	9999.00.16	10	-	10
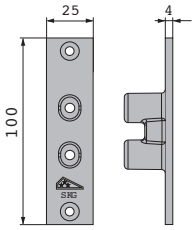 Security striking plate. For item 1450				
	200.00.1401.0000	10	-	10
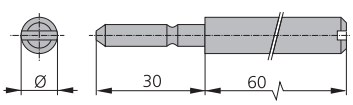 Rod tips, in cemented steel, screw-driver cut.				
Ø 10	**9999.71.01**	50	-	50
Ø 12	**9999.71.21**	50	-	50

	Code	Single package	Multiple package	Min. ord.

Gate locks



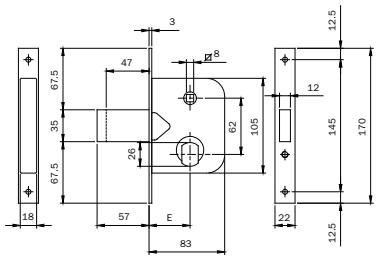

Gate lock. Tropicalised, zinc-plated case and front plate. Operating with multi-faceted cylinder Ø mm 26. EXTENDED DEADBOLT AND BUILT-IN LATCHBOLT. **1 THROW 10 mm.** Latchlocking by key or handle follower mm 8. Backset mm 45. Supplied with cylinder 842028287 and 3 KEYS. 2 nylon escutcheons for cylinder. (Key blank ref. 020259) **600450** 2 10 10



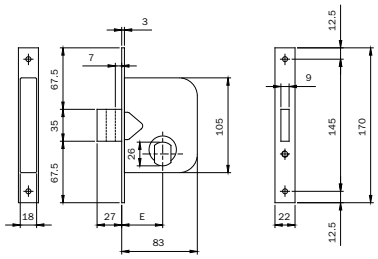

Gate lock. Tropicalised, zinc-plated case and front plate. Operating with multi-faceted cylinder Ø mm 26. **2 THROWS 10 mm.** Backset mm 45. Supplied with cylinder 842028287 and 3 KEYS. 2 nylon escutcheons for cylinder. (Key blank ref. 020259) **601450** 2 10 10



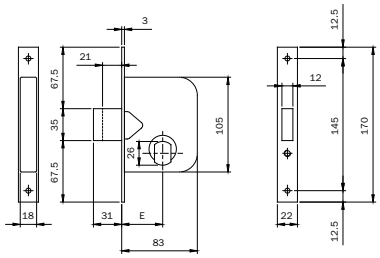

Gate lock. Tropicalised, zinc-plated case and front plate. Operating with multi-faceted cylinder Ø mm 26. **1 THROW 10 mm** AND BUILT-IN LATCHBOLT. Backset mm 45. Supplied with cylinder 842028287 and 3 KEYS.. 2 nylon escutcheons for cylinder. (Key blank ref. 020259) **603450** 2 10 10



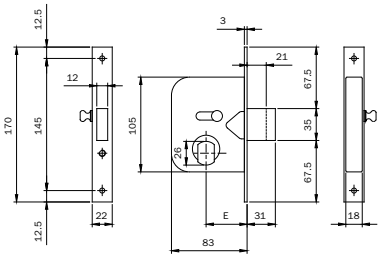

Gate lock. Tropicalised, zinc-plated case and front plate. Operating with multi-faceted cylinder Ø mm 26. Built-in latchbolt and deadbolt. **1 THROW 10 mm.** Latchlocking by key or internal knob Backset mm 45. Supplied with cylinder 842028287 and 3 KEYS. 2 nylon escutcheons for cylinder. (Key blank ref. 020259) **604450** 2 10 10

Code | Single package | Multiple package | Min. ord.

Gate locks



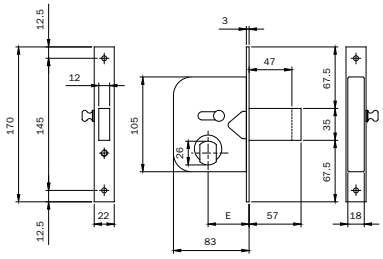

Gate lock. Tropicalised, zinc-plated case and front plate. Operating with multi-faceted cylinder Ø mm 26.
EXTENDED DEADBOLT AND BUILT-IN LATCHBOLT. **1 THROW 10 mm.** Latchlocking by key or internal knob.
Supplied with cylinder 842028287 and 3 KEYS. 2 nylon escutcheons for cylinder.
(Key blank ref. 020259). Backset mm 45. **604451** 2 10 10



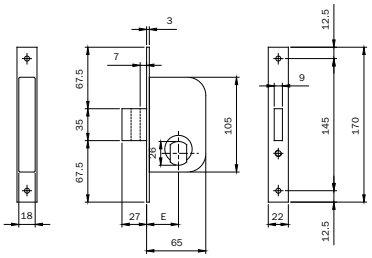

Gate lock. Tropicalised, zinc-plated case and front plate. Operating with multi-faceted cylinder Ø mm 26.

1 THROW 10 mm AND BUILT-IN LATCHBOLT.
Supplied with cylinder 842028287 and 3 KEYS.
2 nylon escutcheons for cylinder. (Key blank ref. 020259). Backset mm 35. **605350** 2 10 10



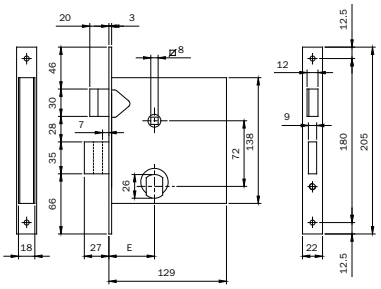

Gate lock. Tropicalised, zinc-plated square case and front plate. Operating with multi-faceted cylinder Ø mm 26.
SEPARATE LATCHBOLT AND DEADBOLT.
2 THROWS 10 mm. Latchlocking by key or handle follower mm 8.
Supplied with cylinder 842028287 and 3 KEYS.
2 nylon escutcheons for cylinder.
(Key blank ref. 020259) Backset mm 50. **610500** 2 10 10

	Code	Single package	Multiple package	Min. ord.

Gate locks



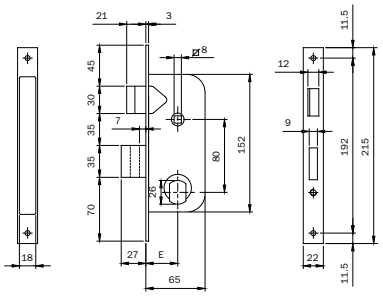

Gate lock. Tropicalised, zinc-plated case and front plate. Operating with multi-faceted cylinder Ø mm 26.
SEPARATE LATCHBOLT AND DEADBOLT. **2 THROWS 10 mm.**
Latchlocking by handle follower mm 8. Supplied with cylinder 842028287 and 3 KEYS.
2 nylon escutcheons for cylinder.
(Key blank ref. 020259). Backset mm 35. **620350** 2 10 10



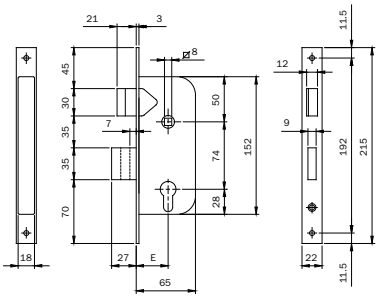

Gate lock. Tropicalised, zinc-plated case and front plate. Operating with European profile cylinder
SEPARATE LATCHBOLT AND DEADBOLT. **2 THROWS 10 mm.** L
atchlocking by handle follower mm 8.
Cylinder to be ordered separately. Backset mm 35. **630350** 2 10 10

Code | Single package | Multiple package | Min. ord.

Locks for shutters and garage doors



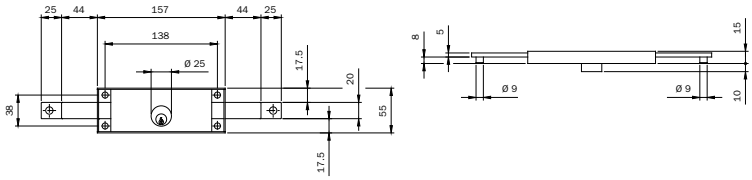

Shutter lock. Horizontal **CENTRAL** installation. Painted case. Zinc-plated deadbolts, one throw mm 25. ROD-CONNECTING PINS Ø mm 9x8. Round cylinder Ø mm 25 protruding by 10 mm from the lock case,
2 CENTRAL-PROFILE KEYS (Key blank ref. 020409).

641010 1 10 10



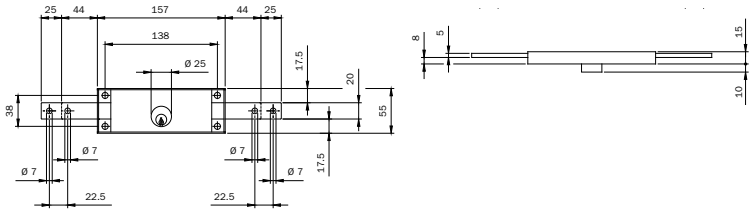

Shutter lock. Horizontal **CENTRAL** installation. Painted case. Zinc-plated deadbolts, each with 2 HOLES Ø 7 FOR RODS CONNECTION, one throw mm 25.
Round cylinder Ø mm 25 protruding by 10 mm from the lock case,
2 CENTRAL-PROFILE KEYS (Key blank ref. 020409). 2 pins.

641014 1 10 10



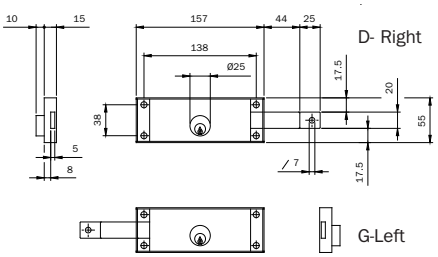

Shutter lock. Horizontal **RIGHT-HAND** installation. Painted case.
Zinc-plated deadbolts, each with 2 THREADED HOLES Ø 7 FOR RODS CONNECTION, one throw mm 25. Round cylinder Ø mm 25 protruding by 10 mm from the lock case,
2 CENTRAL-PROFILE KEYS (Key blank ref. 020409). 2 pins.

642001 2 10 10

Code | Single package | Multiple package | Min. ord.

Locks for shutters and garage doors



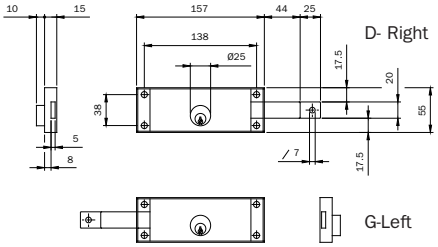

Shutter lock. **LEFT-HAND**, horizontal lateral installation. Painted case.
Zinc-plated DEADBOLT with D7 HOLE FOR RODS CONNECTION, one throw mm 25.
Round cylinder Ø mm 25 protruding by 10 mm from the lock case.
2 CENTRAL-PROFILE KEYS (Key blank ref. 020409).

642002 2 10 10



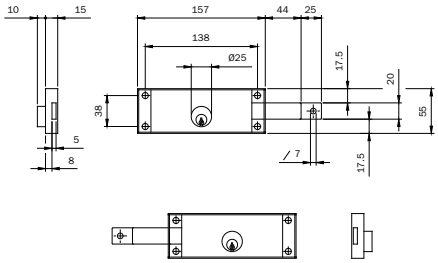

Pair of keyed-alike shutter locks. **RIGHT- AND LEFT-HAND**, horizontal lateral installation.
Painted case. Zinc-plated DEADBOLT with HOLE Ø 7 FOR RODS CONNECTION,
one throw mm 25. Round cylinder Ø mm 25 protruding by 10 mm from the lock case.
2 CENTRAL-PROFILE KEYS (Key blank ref. 020409).

642003 1 5 5



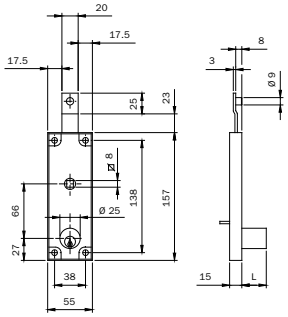

Shutter gate. **VERTICAL** installation. Painted case. Zinc-plated DEADBOLT with PIN Ø MM 9X8
FOR ROD CONNECTION. 1 throw mm 25 with handle, handle follower mm 8, handle unlocked by
round cylinder Ø mm 25 from outside and by lever from inside. Cylinder protruding from lock case.
2 STANDARD-PROFILE KEYS (Key blank ref. 020259).

cylinder projection mm14	**643150**	2	10	10
cylinder projection mm30	**643300**	2	10	10

Code	Single package	Multiple package	Min. ord.

Locks for shutters and garage doors



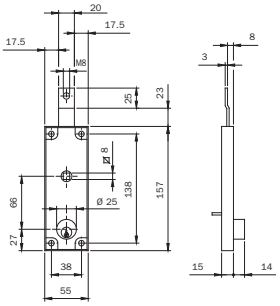

Shutter gate. **VERTICAL** installation. Painted case. Zinc-plated DEADBOLT with M8 THREADED HOLE FOR ROD CONNECTION. 1 throw mm 25 with handle, handle follower mm 8, handle unlocked by round cylinder Ø mm 25 from outside and by lever from inside. Cylinder protruding from lock case by 14 mm 2 STANDARD-PROFILE KEYS (Key blank ref. 020259).

Code	Single package	Multiple package	Min. ord.
644150	2	10	10



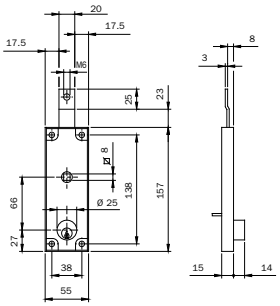

Shutter gate. **VERTICAL** installation. Painted case. Zinc-plated DEADBOLT with M6 THREADED HOLE FOR ROD CONNECTION. 1 throw mm 25 with handle, handle follower mm 8, handle unlocked by round cylinder Ø mm 25 from outside and by lever from inside. Cylinder protruding from lock case by 14 mm 2 STANDARD-PROFILE KEYS (Key blank ref. 020259).
PACKED IN NYLON BAGS.

Code	Single package	Multiple package	Min. ord.
645150W	1	10	10





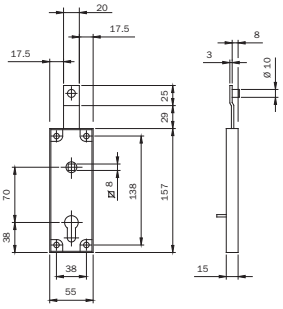

Shutter gate. **VERTICAL** installation. Painted case. Operating with European profile cylinder. Zinc-plated DEADBOLT with PIN Ø MM 10X8 FOR ROD CONNECTION. 1 throw mm 25 with handle, handle follower mm 8, handle unlocked by cylinder from outside and by lever from inside. Fixing screw for cylinder.

Code	Single package	Multiple package	Min. ord.
646000	2	10	10

Locks for shutters and garage doors





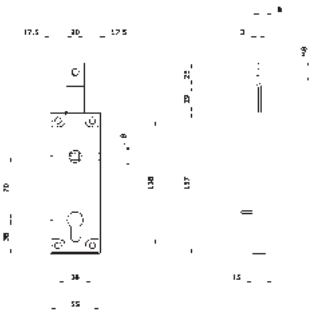

Shutter gate. **VERTICAL** installation. Painted case. Operating with European profile cylinder.
Zinc-plated DEADBOLT with M8 THREADED HOLE FOR ROD CONNECTION.
1 throw mm 25 with handle, handle follower mm 8, handle unlocked by
cylinder from outside and by lever from inside.
Fixing screw for cylinder.

Code	Single package	Multiple package	Min. ord.
647000	2	10	10

Code	Multiple package	Single package	Min. ord.

Locks for shutters and garage doors



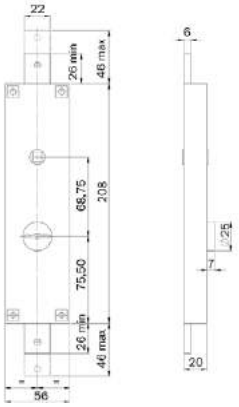

Shutter gate.
Two throws, central lock operated by handle.
3 double-bit keys Ref. 34.00.65

102.00.00 2 - 2

Shutter gate.
Two throws, central lock operated by handle.
3 KA double-bit keys Ref. 34.00.5

102.00.01 2 - 2



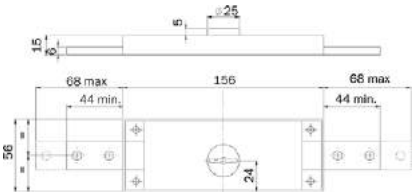

Shutter gate.
Two throws, central lock.
3 double-bit keys Ref. 34.00.65

105.00.00 2 - 2



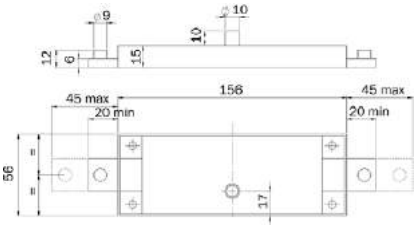

Shutter gate.
One throw, central lock.
3 keys for cross-key cylinder Ref. 91.01.75

1091.00.03 2 - 2

Shutter gate.
Two throws, central.
3 keys for cross-key cylinder Ref. 91.01.10

1091.00.13 2 - 2

Accessories

	Code	Single package	Multiple package	Min. ord.
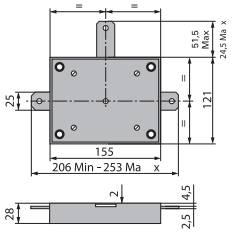 Rim central deviator, double rods deviator. For item 102	**103.00.00**	1	-	1
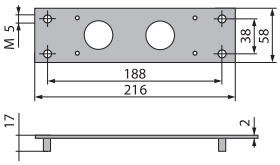 Supporting plate in steel. For item 102	**9999.00.32**	1	-	1
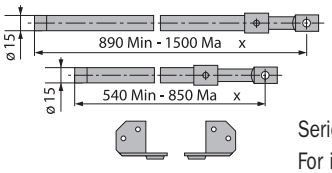 Series of rods for two closure locks, zinc-plated. For item 102	**9999.00.08**	1	-	1
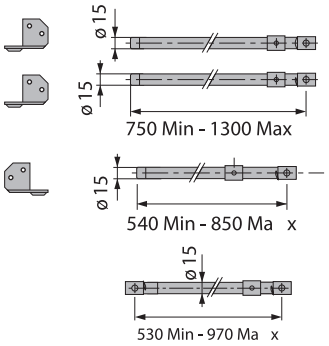 Series of rods for three-point locks, zinc-plated. For item 102	**9999.00.07**	1	-	1

Code	Multiple package	Single package	Min. ord.

Locks for electric cabins



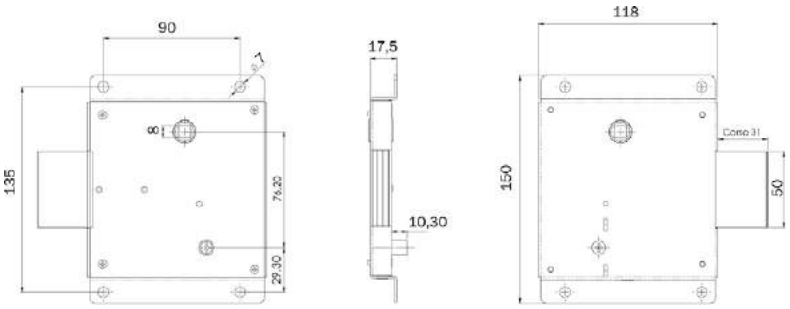

Locks for electric cabins.
Ref. DS 988-225091 (approved by Enel)
in stainless steel and brass, free key code.
On request: Zone key code or national
3 keys for cross-key cylinder Ref. 91.01.75

81.8811.31 1 - 1

Locks for electric cabins.
Ref. DS 988-225091 (approved by Enel)
Free key code.
On request: Zone key code or national
2 keys for cross-key cylinder Ref. 91.01.75
Zinc-plate steel version.

86.8811.21 1 - 1



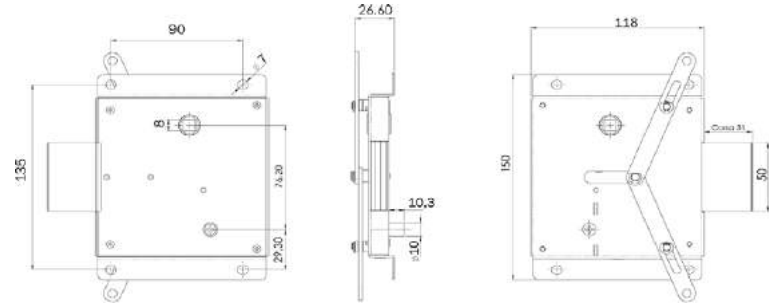

Locks for electric cabins.
Ref. DS 988-22509 (approved by Enel)
in stainless steel and brass, free key code.
On request: Zone key code or national
3 keys for cross-key cylinder Ref. 91.01.75

81.8811.33 1 - 1

Locks for electric cabins.
Ref. DS 988-22509 (approved by Enel)
Free key code.
On request: Zone key code or national
2 keys for cross-key cylinder Ref. 91.01.75
Zinc-plate steel version.

86.8811.23 1 - 1

Locks for electrical buildings

Code	Single package	Multiple package	Min. ord.



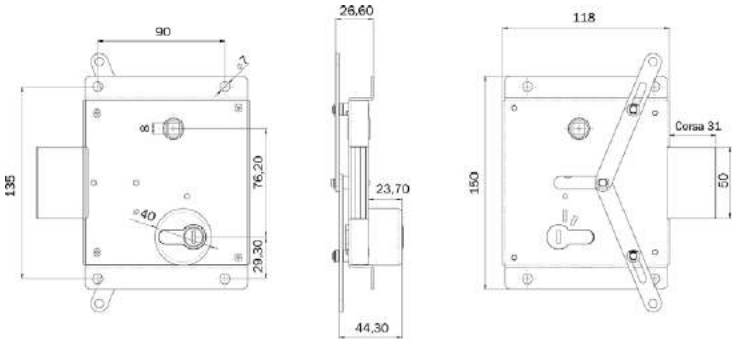

Locks for electric cabins, operating with European profile cylinder.
In stainless steel and brass (approved by Enel),
free key code, 3 keys

81.8811.33EPC 1 - 1

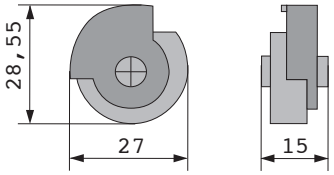

Cross key cylinder, free key code or by zone
3 keys for cross-key cylinder Ref. 91.00.75
For item 8811/8811 Lateral

8170.11.03 10 - 10

Cross key cylinder, free key code or by zone
2 keys for cross-key cylinder Ref. 91.00.75
For item 8811/8811 Lateral

8170.11.02 10 - 10



Knob for electrical cabin lock
with brass square handle pin
For item 8811/8811 Lateral

529.26.0000.8811 5 - 5

Accessories

	Code	Single package		Multiple package	Min. ord.
 Deadbolt with gorges, assembled, for locks for metal frames series 981-983. Three mm 79 keys.	**980000**	10	-	10	
 Roller for double-bit modular lock. With nylon insert for adjustable striking plates. Spring. Spring plate.	**040820**	10	-	10	
 Cap for double-bit modular locks. In nickel-plated zamak. To be fitted instead of the latchbolt for only deadbolt version. Screw.	**040830**	10	-	10	
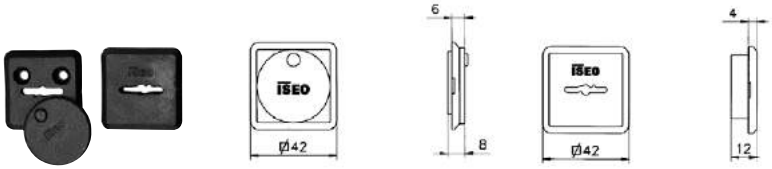 Pair of nylon key-guides for locks series 961-963-981-983.	**990808**	30	-	30	
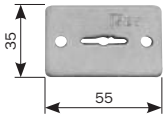 Pair of key-guiding escutcheons for double-bit locks. In zinc-plated steel mm 55x35. For locks series 661-663-961-963-981-983	**990846**	10	-	10	
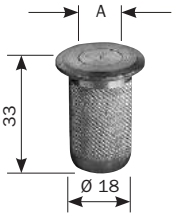 Brass floor socket with antidust spring cap for rods. Inside hole Ø 12.	**990807**	10	-	10	
 Roller nylon insert for adjustable striking plates 0386*. For locks series 78*.	**040880**	10	-	10	

Accessories

	Code	Single package	Multiple package	Min. ord.
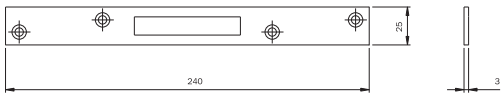 Zinc-plated striking plate 240x25x3 for locks series 661-663-6663.	**990817**	20	-	20
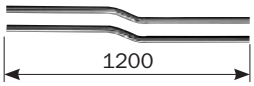 Pair of internal deviated rods. Zinc-plated tube Ø 8. For locks with clutch connections series 782-783-963-983	**990810**	1	10	10
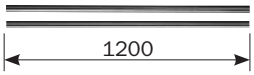 Pair of internal stright rods. Zinc-plated tube Ø 8. For locks with clutch connections series 782-783-963-983	**990811**	1	10	10
 D10 rod/tip-guiding upper plate in zinc-plated steel. Nylon bush.	**990816**	10	-	10
 Kit for internal deviated or straight Ø 8 with rods clutch connection. Two tips Ø 8. One rod connection. Two zamak rod guides. Two nylon rod guides. Two lock-fixing plates. One antidust floor socket hole Ø 12. For locks series 782-783-793-963-983.	**990827**	10	-	10
 Kit for external rods for frames with clutch connection. Two external rod-connecting plates Screws. Two lock-fixing plates. One antidust floor socket hole Ø 12. For locks series 782-783-793 Front plate with 2 holes.	**990828**	10	-	10
 Threaded connection M8 for threaded rod. For use with 3-point locks for metal frames series 663-782-783-963-983. To be used with clutch or screwed connection.	**990823**	20	-	20
 Pair of Ø 10 tips in zinc-plated steel for M8 threaded rods.	**990836**	10	-	10

Accessories

	Code	Single package	Multiple package	Min. ord.
 Kit for internal straigth rods Ø 8 for use with M8 threaded connection. Two carbonitrided tips Ø 10. Two threaded pins for fixing to connection. Two rod-guiding plates with nylon bushes.	**990837**	10	-	10
 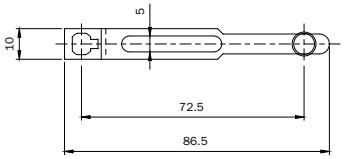 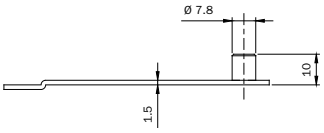 Pair of plates with pin to connect the lock or the deviators with screwd connections M4 and external rods. In zinc-plated steel.	**990853**	10	-	10
 Kit for internal straight or deviated rods Ø 8. Two tips Ø 8. One rod connection. Two zamak rod guides. Two lock-fixing plates. Screws.	**990857**	10	-	10
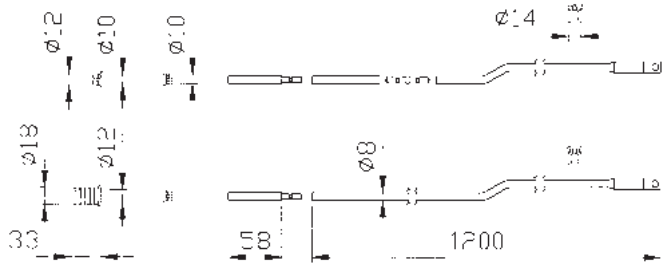 Pair of internal deviated rods. Zinc-plate tube Ø 8 with slotted hole for screwed connection M4. Two tips Ø 8. Striker for nylon tip Ø 8. Two noiseproof nylon bushes. One rod connection. Two nylon rod guides. Two lock-fixing plates. One antidust floor socket hole Ø 12. For locks with rods screwed connection series 7820-783*-963*	**990850**	1	5	5

Accessories

	Code	Single package	Multiple package	Min. ord.
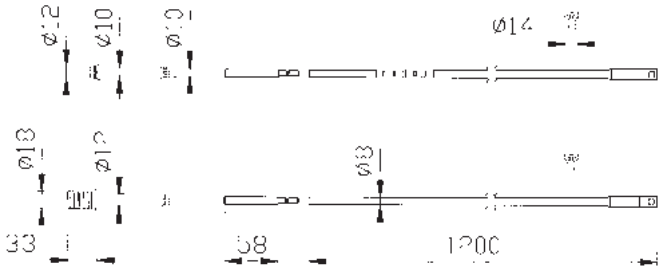 Pair of internal straight rods. Zinc-plate tube Ø 8 with slotted hole for screwed connection M4. Two tips Ø 8. Striker for nylon tip Ø 8. Two noiseproof nylon bushes. One rod connection. Two nylon rod guides. One antidust floor socket hole Ø 12. For locks with rods screwed connection series 7820-783*-963*	**990851**	1	5	5
 Pair of front plate supports in NYLON 22x8 for locks operating with European profile cylinder for double-bit aluminium locks.	**038019**	10	-	10
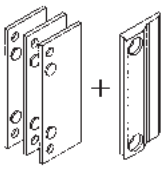 Latchbolt-guiding slide for aluminium frames for external opening. Three spacers. In nylon.	**990842**	10	-	10
 Pair of pressure electric contacts for electric locks 12V. Six spacers mm 2x22. Four spacers mm 2x16. One spacer mm 5. Instructions.	**050060**	10	-	10
 Preassembled pushbutton for electric rim locks 12V.	**050060**	1	-	1

Accessories

	Code	Single package	Multiple package	Min. ord.
 Pair of standard coils **12Vac 15W** for electric rim locks series 500-505-510	**050020**	10	-	10
 Pair of standard coils for double-bit electric locks for metal frames **12Vac 15W** series 78**-96**	**050024**	10	-	10
 Pair of standard coils **12Vac 15W** for oval-cylinder electric locks for metal frames series 550-551	**050030**	10	-	10
 Pair of standard coils **12Vac 15W** for electric rim locks series 52**-53**	**050035**	10	-	10
 Support for right/left-hand electric locks series 500-505-510. Lock backplate. and keep plate in zinc-plated steel. Screws.	**050010**	5	-	5
 Support for right/left-hand locks with handle follower series 481-482-485-486 and with internal zinc-plated rod 431-432. Lock backplate and keep plate in zinc-plated steel. Screws.	**050011**	5	-	5

Accessories

	Code	Single package	Multiple package	Min. ord.
 Support for right/left-hand electric locks series 52**-53**. Lock backplate and keep plate in zinc-plated steel. Screws.	**050012**	6	-	6
 Support for right/left-hand electric locks in stainles steel 52**-53**. Lock backplate and keep plate in STAINLESS STEEL. Screws.	**052012**	6	-	6
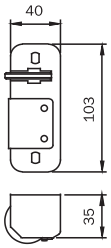 Keep in STAINLESS STEEL for electric locks series 52**. STAINLESS STEEL sliding plate.				
RIGHT	**050108**	5	-	5
LEFT	**050109**	5	-	5
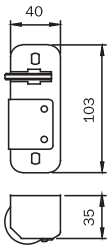 Keep in grey painted steel for electric locks series 520*-522*-523*-525*. STAINLESS STEEL sliding plate.				
RIGHT	**050112**	5	-	5
LEFT	**050113**	5	-	5
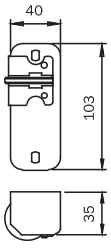 Keep in STAINLESS STEEL for electric locks series 53**. STAINLESS STEEL sliding plate.				
RIGHT	**050128**	5	-	5
LEFT	**050129**	5	-	5

Accessories

	Code	Single package	Multiple package	Min. ord.
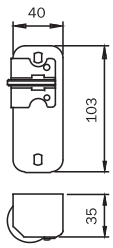 Keep in grey painted steel for electric locks series 530*-532*-535*. STAINLESS STEEL sliding plate.				
RIGHT	**050132**	5	-	5
LEFT	**050133**	5	-	5
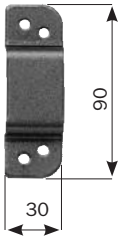 Painted steel U-keep. Standard version for series 3105-3106	**035005**	10	-	10

SWISSDOOR
DØRTEKNIK FOR PROFESSIONELLE



Match

Electric strikers

Match Radiale



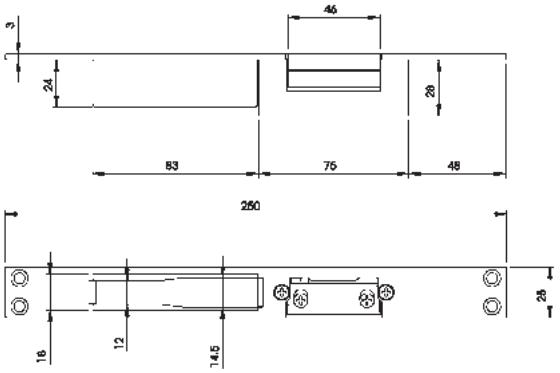

* **dc: max. power supply time 10 seconds**

	Code	Single package	Multiple package	Min. ord.
Electric striker with closed **REVERSIBLE** striking plate, satin STAINLESS STEEL, flat front plate mm 250X25X3, for locks 78*-96*7-96*9-98. Can be used with electric strikers series 0400*0 and 0401*0. **AUTOMATIC-UNLATCHING VERSION AFTER ELECTRIC PULSE,** with hold-open lever. Voltage: **6-12Vac/dc*** Absorption: da 0,5 a 1,5 A. with nylon case	**5661900**	1	6	1



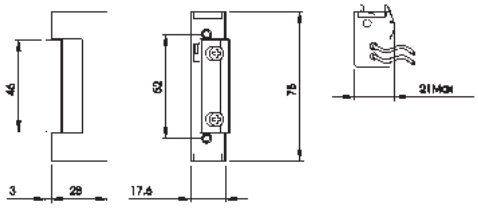

* **dc: max. power supply time 10 seconds**

	Code	Single package	Multiple package	Min. ord.
Electric striker without front plate, **UNLATCHED AFTER ELECTRIC PULSE ONLY,** with hold-open lever. Voltage: **6-12Vac/dc*** Absorption: 0,5 to 1,5 A. REVERSIBLE.	**040010**	1	6	6
Voltage: **24Vac/dc*** Absorption: 0,5 A. REVERSIBLE	**040050**	1	6	6
Electric striker without front plate, **UNLATCHED AFTER ELECTRIC PULSE ONLY,** without hold-open lever. Voltage: **6-12Vac/dc*** Absorption: 0,5 to 1,5 A. REVERSIBLE	**040020**	1	6	6
Voltage: **24Vac/dc*** Absorption: 0,5 A. REVERSIBLE	**040060**	1	6	6
Electric striker without front plate, **PERMANENT UNLATCHING AFTER ELECTRIC PULSE** with hold-open lever. Voltage: **6-12Vac/dc*** Absorption: 0,5 to 1,5 A. REVERSIBLE	**040030**	1	6	6
Voltage: **24Vac/dc*** Absorption: 0,5 A. REVERSIBLE	**040070**	1	6	6
Electric striker without front plate, **PERMANENT UNLATCHING AFTER ELECTRIC PULSE,** without hold-open lever. Voltage: **6-12Vac/dc*** Absorption: 0,5 to 1,5 A. REVERSIBLE	**040040**	1	6	6
Voltage: **24Vac/dc*** Absorption: 0,5 A. REVERSIBLE	**040080**	1	6	6

Match Radiale

	Code	Single package	Multiple package	Min. ord.
 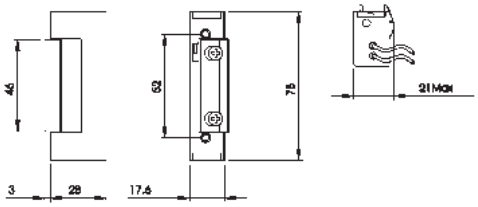 Electric striker without front plate, **FAIL-SAFE VERSION.** Without hold-open lever. Voltage: **12V dc.** Absorption: 0,3A. REVERSIBLE	**040100**	1	6	6
Voltage: **24V dc.** Absorption: 0,2A. REVERSIBLE	**040110**	1	6	6
 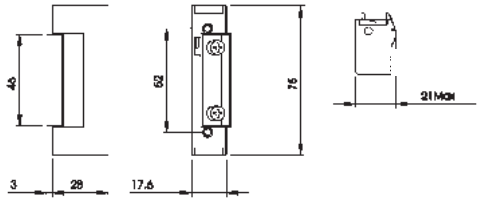 **MECHANICAL** striker without front plate, version **WITHOUT COIL** with hold-open lever. REVERSIBLE.	**040090**	1	6	6
 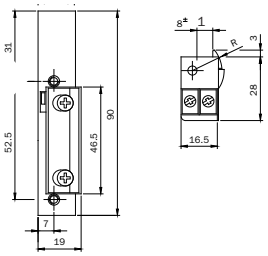 **ADJUSTABLE RIGHT-HAND** electric striker for MULTIBLINDO central striking plates series 033160-033162-033173-033175. **LIMITED UNLATCHING DURING ELECTRIC PULSE ONLY.** Hold-open lever. Voltage: **12Vac 15W**	**040900**	1	10	10
 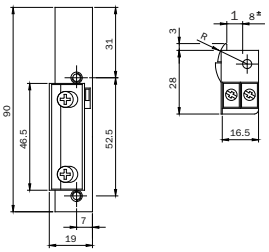 **ADJUSTABLE LEFT-HAND** electric striker for MULTIBLINDO central striking plates series 033161-033163-033174-033176. **LIMITED UNLATCHING DURING ELECTRIC PULSE ONLY.** Hold-open lever. Voltage: **12Vac 15W**	**040910**	1	10	10

Match Radiale

	Code	Single package	Multiple package	Min. ord.



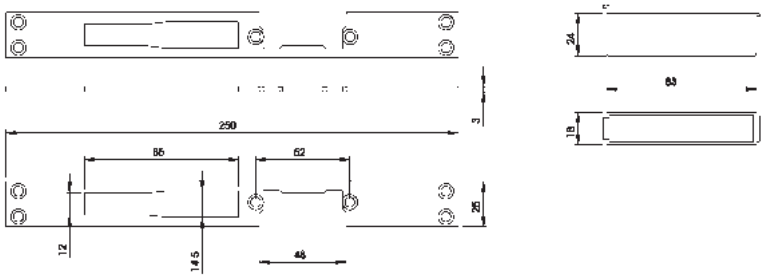

Closed **REVERSIBLE** striking plate, satin STAINLESS STEEL, flat front plate mm **250x25x3,** for locks 78*-96*7-96*9-98. Can be used with electric strikers series 0400*0 and 0401*0. With nylon case. **033190** 1 10 10



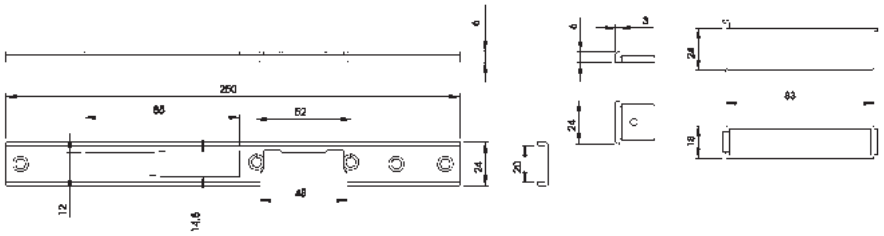

Closed **RIGHT-HAND** striking plate, satin STAINLESS STEEL, U-front plate mm **250x24x6**, for locks 78*-96*7-96*9-98. Can be used with electric strikers series 0400*0 and 0401*0. With nylon caps and case. **033194** 1 10 10



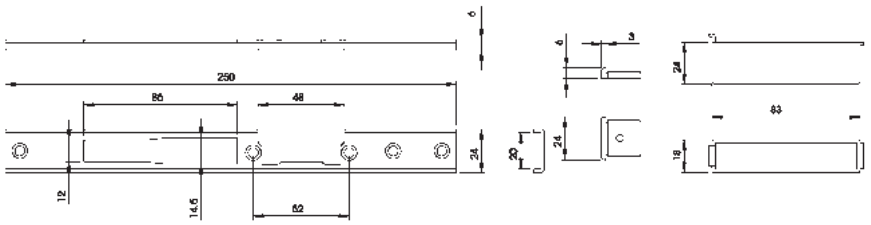

Closed **LEFT-HAND** striking plate, satin STAINLESS STEEL, U-front plate mm **250x24x6**, for locks 78*-96*7-96*9-98. Can be used with electric strikers series 0400*0 and 0401*0. With nylon caps and case. **033195** 1 10 10



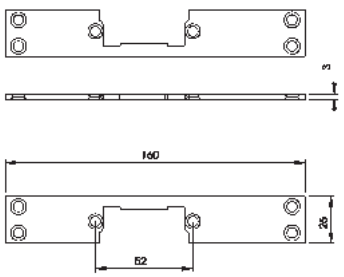

REVERSIBLE striking plate in satin STAINLESS STEEL, flat front plate mm **160x25x3**, for locks with latchbolt only. Can be used with electric strikers series 0400*0 and 0401*0. **033196** 1 10 10

		Code	Single package	Multiple package	Min. ord.

Match Radiale



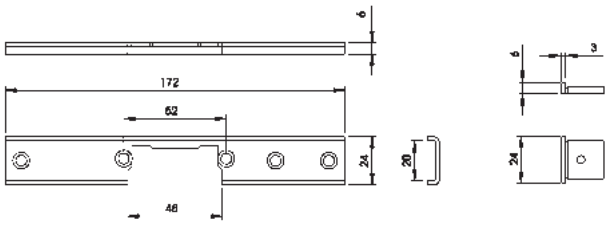

REVERSIBLE striking plate in satin STAINLESS STEEL, U-front plate mm **172x24x6**,
for locks with latchbolt only. Can be used with electric strikers series 0400*0 and 0401*0.
With cap. **033197** 1 10 10



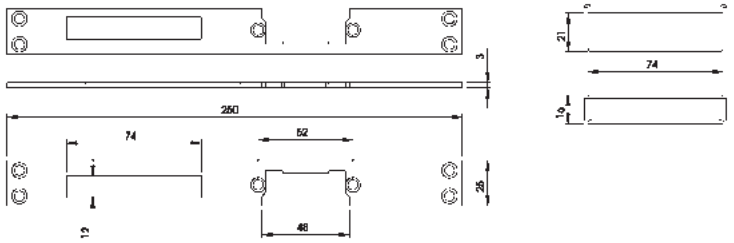

REVERSIBLE closed striking plate in satin STAINLESS STEEL, flat front plate mm **250x25x3**,
for mortice locks for wooden frames series 200-205-210-215-221-240-250-741-291.
Can be used with electric strikers series 0400*0 and 0401*0. With nylon case. **033193** 1 10 10



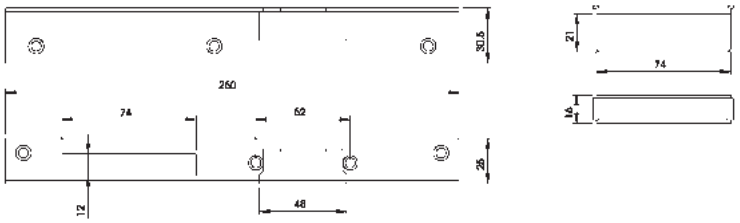

RIGHT-HAND closed angle striking plate, GOLD PAINTED steel mm **250x30,5x25**,
for mortice locks for wooden frames series 200-205-210-215-221-240-250-741-291.
Can be used with electric strikers series 0400*0 and 0401*0. With nylon case. **033191** 1 10 10



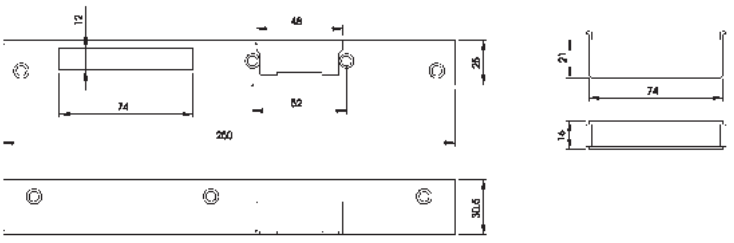

LEFT-HAND closed angle striking plate, GOLD PAINTED steel mm **250x30,5x25**,
for mortice locks for wooden frames series 200-205-210-215-221-240-250-741-291.
Can be used with electric strikers series 0400*0 and 0401*0. With nylon case. **033192** 1 10 10

Match Radiale

	Code	Single package	Multiple package	Min. ord.



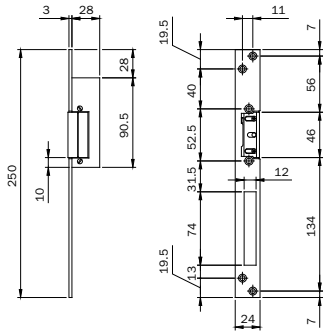

Electric striker with flat front plate, STAINLESS STEEL mm **250x24x3**, **RIGHT**- OR **LEFT-HAND** USE, for mortice locks with translating latchbolt and deadbolt for aluminium frames, **PERMANENT UNLATCHING AFTER ELECTRIC PULSE**, with hold-open lever pin for automatic function. Voltage: **12Vac 15W** **5621830** 1 10 10



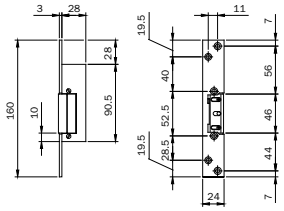

Electric striker with flat front plate, STAINLESS STEEL mm **160x24x3**, **RIGHT**- OR **LEFT-HAND** USE, for mortice locks for aluminium frames, **PERMANENT UNLATCHING AFTER ELECTRIC PULSE** with hold-open lever, pin for automatic function. Voltage: **12Vac 15W.** **5611830** 1 10 10



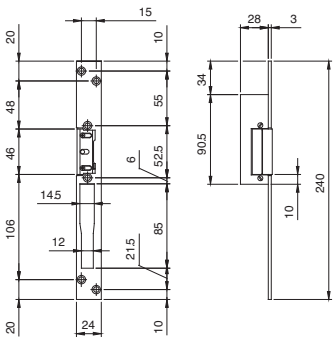

Electric striker with flat front plate, STAINLESS STEEL mm **240x24x3**, for mortice locks with tilting deadbolt and latchbolt for aluminium frames. Can be used on: FRAMES WITH INTERNAL **RIGHT-HAND** LOCK, RAIL FRAMES WITH **LEFT-HAND** INTERNAL LOCK, **PERMANENT UNLATCHING AFTER ELECTRIC PULSE,** with hold-open lever, pin for automatic function. Power supply **12Vac 15W.** **5651830** 1 10 10

Electric striker with flat front plate, STAINLESS STEEL mm **240x24x3**, for mortice locks with tilting deadbolt and latchbolt for aluminium frames. Can be used on: FRAMES WITH INTERNAL **LEFT-HAND** LOCK, RAIL FRAMES WITH **RIGHT-HAND** INTERNAL LOCK, **PERMANENT UNLATCHING AFTER ELECTRIC PULSE**, with hold-open lever, pin for automatic function. Power supply **12Vac 15W.** **5661830** 1 10 10

Match for metal frames

	Code	Single package	Multiple package	Min. ord.
Al Fe				

Full-size scale

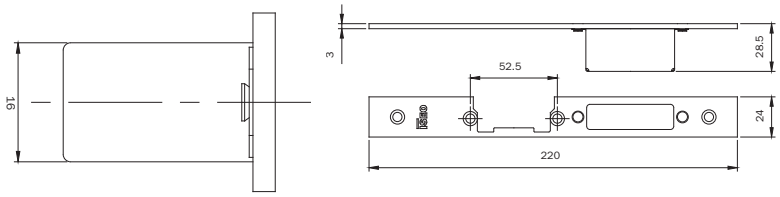

RIGHT-HAND striking plate for MULTIBLINDO **CENTRAL LOCK.**
Flat front plate mm **220x24x3** in STAINLESS STEEL. Can be used with striker series: 040890, 040900, 040910, 0400*0 e 0401*0. With case. **033160** 1 10 10

Full-size scale

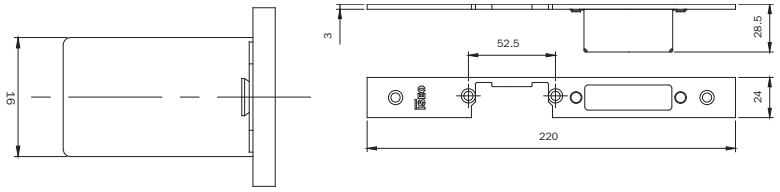

LEFT-HAND striking plate for MULTIBLINDO **CENTRAL LOCK.**
Flat front plate mm **220x24x3** in STAINLESS STEEL. Can be used with striker series: 040890, 040900, 040910, 0400*0 e 0401*0. With case. **033161** 1 10 10

Full-size scale

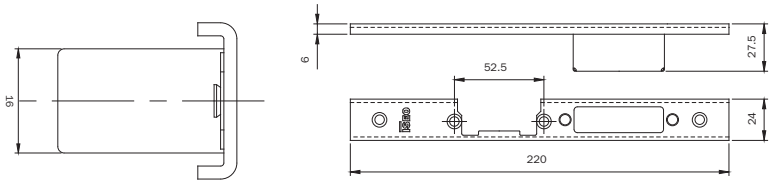

RIGHT-HAND striking plate for MULTIBLINDO **CENTRAL LOCK.**
U-front plate mm **220x24x6** in STAINLESS STEEL. Can be used with striker series: 040890, 040900, 040910, 0400*0 e 0401*0. With caps and case. **033162** 1 10 10

Full-size scale

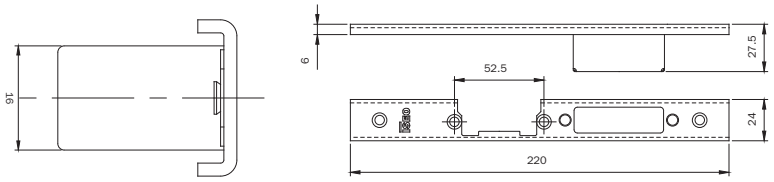

LEFT-HAND striking plate for MULTIBLINDO **CENTRAL LOCK.**
U-front plate mm **220x24x6** in STAINLESS STEEL. Can be used with striker series: 040890, 040900, 040910, 0400*0 and 0401*0. With caps and case. **033163** 1 10 10

Match for metal frames

Code	Single package	Multiple package	Min. ord.

Full-size scale

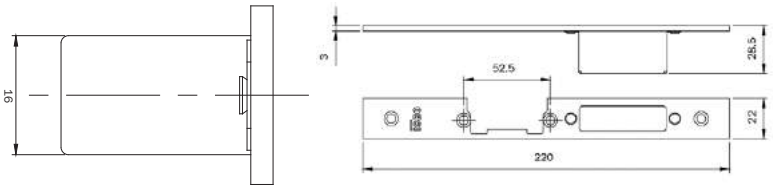

RIGHT-HAND striking plate for MULTIBLINDO **CENTRAL LOCK.**
Flat front plate mm **220x22x3** in STAINLESS STEEL. Can be used with strikers series: 040890, 040900, 040910, 0400*0 and 0401*0. With case. **033173** 1 10 10

Full-size scale

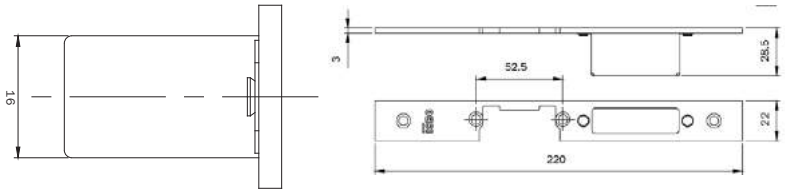

LEFT-HAND striking plate for MULTIBLINDO **CENTRAL LOCK.**
Flat front plate mm **220x22x3** in STAINLESS STEEL. Can be used with strikers series: 040890, 040900, 040910, 0400*0 e 0401*0. With case. **033174** 1 10 10

Full-size scale

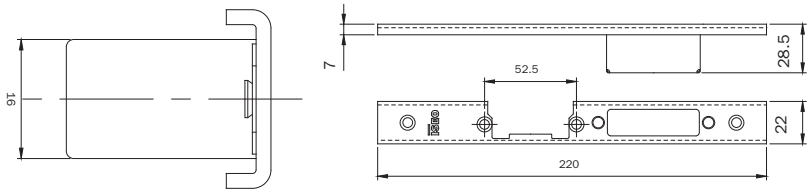

RIGHT-HAND striking plate for MULTIBLINDO **CENTRAL LOCK.**
U-front plate mm **220x22x7** in STAINLESS STEEL. Can be used with strikers series: 040890, 040900, 040910, 0400*0 and 0401*0. With caps and case. **033175** 1 10 10

Full-size scale

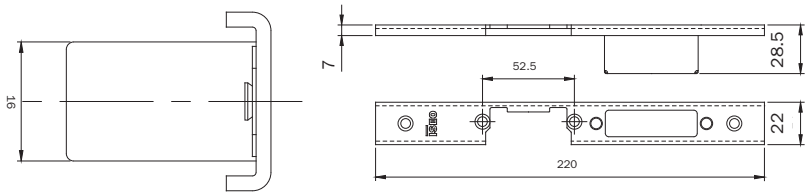

LEFT-HAND striking plate for MULTIBLINDO **CENTRAL LOCK.**
U-front plate mm **220x22x7** in STAINLESS STEEL. Can be used with strikers series: 040890, 040900, 040910, 0400*0 and 0401*0. With caps and case. **033176** 1 10 10

SWISSDOOR
DØRTEKNIK FOR PROFESSIONELLE

Striking plates for multipoint and mortice locks

Code | Single package | Multiple package | Min. ord.

Adjustable closed striking plates

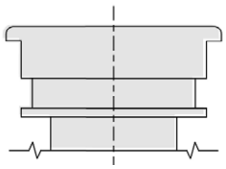
Full-size scale

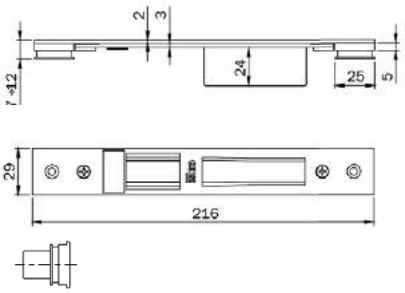

Door profile

ALCAN abithal Keeper Porta 53-60 / Abithal Keeper Porta 61-68
Abithal Porta / Winner Porta
ALCOA fb 12 Blindato / Formula F40 Porta / Formula F40 Tt Porta
Formula F50 Porta / Formula F50 Tt Porta / Formula F60 Tt Porta
Plana 1 Anta / Plana 2 Ante
ALL.CO all.Co 5 Porta / All.Co 5 Tt Porta / Export 50 Porta
Export 50 Tt Porta / Sicurblin 65
ALNOR montreal Porta
ALU-K alublindo / N 45 Porta / N 53 Porta / N 55 Tt Porta
N 62 Tt Porta
ALU-MEC synthesis 57 Porta / Synthesis 60Tt Porta
ALUSUISSE alsec 2000 Porta 59 / Alsec 2000 Porta 69
BODEGA extrablind 70
DOMAL domal Break 52 Porta / Domal Break 70 Porta
Domal Security Porta / Domal Shops Porta / Domal Stopper Pg Porta
ESA blindal 60 Porta 1 Anta / Blindal 60 Porta 2 Ante
Blindal 70 Porta 1 Anta / Blindal 70 Porta 2 Ante
FRESIA global 48 Porta
INDINVEST alpha 445 Porta 2 Ante
METRA nc 45 International Porta / Nc 45 Superthermic Porta
Nc 55 International Porta / Nc 68 Superthermic Porta
Nuovo Nc 50 Porta / Superblindo
NEW TEC new Tec 50 Porta Complanare
New Tec 52 Tt Porta Complanare / New Tec 68 Tt Porta Complanare
OCMA fc 60 Tt Porta / Sv 47 Porta 1 Anta / Sv 47 Porta 2 Ante
Sv 62 Porta 1 Anta / Sv 62 Porta 2 Ante / Sv 62 Tt Porta 1 Anta
Sv 62 Tt Porta 2 Ante
PASSERINI ekip Blindo / Ekip Maastricht 53 Porta 1 Anta
Ekip Maastricht 53 Porta 2 Ante / Ekip Maastricht Th 60 Porta 1 Anta
Ekip Maastricht Th 60 Porta 2 Ante / Ekip Maastricht Th 68 Porta 1 Anta
Ekip Maastricht Th 68 Porta 2 Ante / Ekip Thermo 53 Porta
PROFILATI "Pe ""Eku 53"" Porta"
"Pe ""Eku 64 Tt"" Porta"
"Pe ""Eku 72 Tt"" Porta"
SCHUCO royal 78 St Blindato / Royal S 50 N / Royal S 55 Tt
Royal S 65 Tt
WICONA I60-A / L70-A

ADJUSTABLE closed striking plate for **CENTRAL LOCK**
MULTIBLINDO, all versions, and series 78* - 79*.
Material: black-painted steel. Flat front plate **216x29** with vertical adjustment from mm 7 to 12 and horizontal adjustment ± mm 2. **0386001** 10 - 10

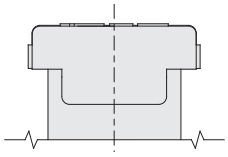
Full-size scale

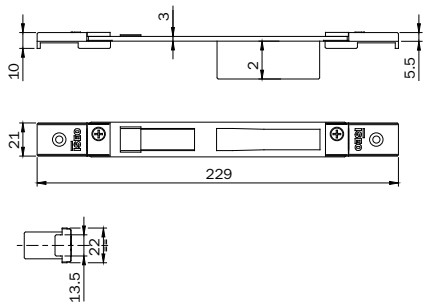

Euro groove

ALCAN abithal Cristal / Abithal Keeper Porta C.E. / Winner Finestra
ALCOA fb 12 Ga / Europa Ga / Fb 12 T.T. / R 35 Reversibile
R 35 Sormonto
ALL.CO export 40 Finestra / Export 45 Tt Finestra / Export 50 Finestra
Export 50 Tt Finestra / Final 40 Finestra / Sicurblin C.E.
ALU-MEC synthesis 45 Finestra / Synthesis 57 Finestra
Synthesis 60 Tt Finestra
ALUSUISSE alsec 2000 Finestra 59 / Alsec 2000 Finestra 69
BODEGA bga 50 / New Bt 60
DOMAL domal Break 52 Finestra / Domal Break 70 Finestra
Domal Stopper Pg Finestra
EQUIPE sistema 8000 G.A. Finestra 1 Anta
Sistema 8000 G.A. Finestra 2 Ante / Sistema 8000 Tt Finestra 1 Anta
Sistema 8000 Tt Finestra 2 Ante
ESA isola Porta
ESEDRA ga 53 Porta / Tt 63 Porta / Tt 75 Porta
INDINVEST gold 400 Complanare / Gold 400 Sormonto
Gold 500 Complanare / Gold 500 Sormonto / Gold 600 Complanare
Gold 600 Sormonto
METRA nc 45 International Finestra / Nc 45 Superthermic Finestra
Nc 55 International Finestra / Nc 68 Superthermic Finestra
Nuovo Nc 40 Sorm. 2 Ante Con Riporto / Nuovo Nc 40 Sormonto 1 Anta
MORELLI ma 8300
OCMA fc 47 Finestra / Fc 55 Finestra / Fc 60 Tt Finestra
PASSERINI ekip 40 Evoluzione 1 Anta / Ekip 40 Evoluzione 2 Ante
Ekip 40 Sormonto 1 Anta / Ekip 40 Sormonto 2 Ante
Ekip Maastricht 53 Finestra / Ekip Maastricht Th 60 Finestra
Ekip Maastricht Th 68 Finestra
PROFILATI "Pe ""Eku 53"" Finestra" / "Pe ""Eku 64 Tt"" Finestra"
"Pe ""Eku 72 Tt"" Finestra" /Sistema 1 Pe 40 Comp./Est. 1 Anta
Sistema 1 Pe 40 Sormonto 1 Anta / Sistema 1 Pe 50 Comp./Est. 1 Anta
Sistema 1 Pe 50 Sormonto 1 Anta

ADJUSTABLE closed striking plate for **CENTRAL LOCK**
MULTIBLINDO, all versions, and series 78* - 79*.
Material: black-painted steel. Flat front plate **229x22**
with vertical adjustment through threaded plates and horizontal adjustment ± mm 9. **0386011** 10 - 10

Code | Min. ord. Multiple package / Single package

Adjustable closed striking plates

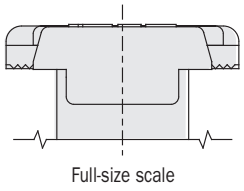

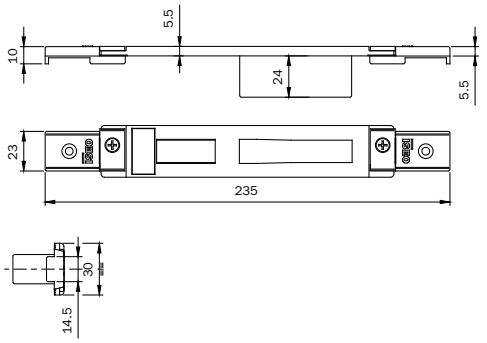

ALCOA alublind / R 40 Reversibile 1 Anta / R 40 Reversibile 2 Ante
R 40 Sormonto 1 Anta / R 40 Sormonto 2 Ante
R 50 Sormonto 1 Anta / R 50 Sormonto 2 Ante
R 50 Tt Sormonto 1 Anta / R 50 Tt Sormonto 2 Ante
R 60 Tt Complanare
ALL.CO all.Co 5 Reversibile / All.Co 5 Sormonto / Ites P4 Sormonto
ALU-K n 45 Reversibile
ESA giuntall Porta
FRESIA global 41 Complanare / Global 41 Sormonto
Global 48 Complanare / Global 48 Sormonto / Global 70 Taglio Termico
METRA nuovo Nc 50 Sormonto 1 Anta / Nuovo Nc 50 Sormonto 2 Ante
New Tecnew Tec 50 Porta Sormonto / New Tec 52 Tt Porta Sormonto
New Tec 60 Tt Porta Sormonto / New Tec 68 Tt Porta Sormonto
PASSERINI ekip 50 Sormonto 1 Anta / Ekip 50 Sormonto 2 Ante

ADJUSTABLE closed striking plate for **CENTRAL LOCK**
MULTIBLINDO, all versions, and series 78* - 79*.
Material: BLACK-painted steel. Flat front plate **235x30** with horizontal adjustment ± mm 9. **0386021** 10 - 10

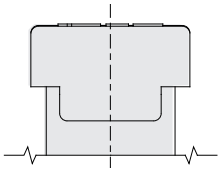

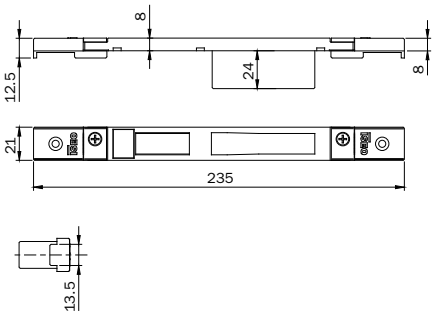

ALL.CO all.Co 5 Complanare / Ites P4 Complanare
ALNOR blindo Block / Montreal G.A.
ALU-K n 53 Complanare / N 55 Tt Complanare
ESA giuntall Complanare
INDINVEST alpha 255 Complanare / Alpha 370 Tt Complanare
Alpha 445 Finestra / Alpha 445 Porta 1 Anta
Alpha 658 Tt Complanare / Alpha Blitz 2000
Alpha Globo 45 / Alpha Globo 55
METRA nuovo Nc 40 Complanare / Nuovo Nc 40 Sormonto 2 Ante
Nuovo Nc 50 Complanare
PASSERINI ekip 40 Complanare 1 Anta / Ekip 40 Complanare 2 Ante
Ekip 50 Complanare 1 Anta / Ekip 50 Complanare 2 Ante
Ekip Thermo 53 Finestra 1 Anta / Ekip Thermo 53 Finestra 2 Ante
Ekip Thermo 58 Finestra 1 Anta / Ekip Thermo 58 Finestra 2 Ante
PROFILATI sistema 1 Pe 40 Comp./Est. 2 Ante
Sistema 1 Pe 40 Sormonto 2 Ante / Sistema 1 Pe 50 Comp./
Est. 2 Ante
Sistema 1 Pe 50 Sormonto 2 Ante

ADJUSTABLE closed striking plate for **CENTRAL LOCK**
MULTIBLINDO, all versions, and series 78* - 79*.
Material: BLACK-painted steel. Flat front plate **235x21** with horizontal adjustment ± mm 9. **0386031** 10 - 10

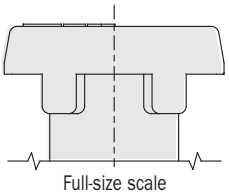

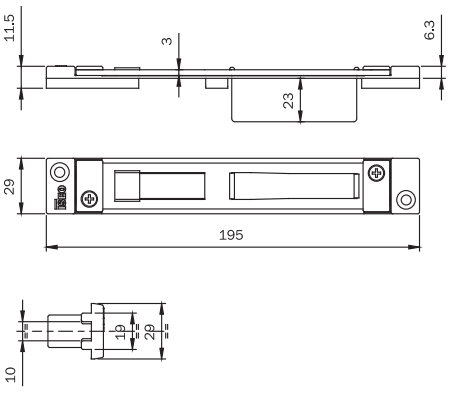

"Erre" profile

ALCOA alublind / R 40 Reversibile 1 Anta / R 40 Reversibile 2 Ante
R 40 Sormonto 1 Anta / R 40 Sormonto 2 Ante
R 50 Sormonto 1 Anta / R 50 Sormonto 2 Ante
R 50 Tt Sormonto 1 Anta / R 50 Tt Sormonto 2 Ante
R 60 Tt Complanare

ADJUSTABLE closed striking plate for **CENTRAL LOCK**
MULTIBLINDO, all versions, and series 78* - 79*.
Material: BLACK-painted steel. Flat front plate **195x29** with horizontal adjustment ± mm 13. **0386041** 10 - 10

Code | Single package | Multiple package | Min. ord.

Adjustable closed striking plates

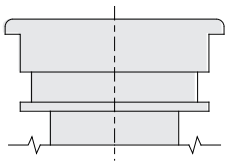

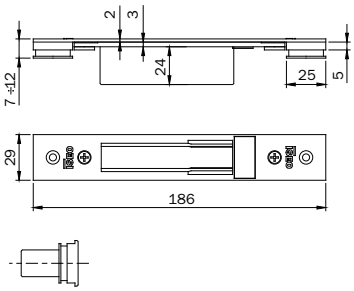

ADJUSTABLE closed striking plate for **LOCK**
WITH ONLY DEADBOLTS AND DEVIATORS MULTIBLINDO
series 78* - 96* - 98* 550 - 551 - 556 - 70* - 71* - 730*
731*. - 736 - 737. Material: BLACK-painted steel. Flat front plate
186x29 with vertical adjustment mm 7 to 12
and horizontal adjustment ± mm 2.

Door profile

ALCAN abithal Keeper Porta 53-60 / Abithal Keeper Porta 61-68
Abithal Porta / Winner Porta
ALCOA fb 12 Blindato / Formula F40 Porta / Formula F40 Tt Porta
Formula F50 Porta / Formula F50 Tt Porta / Formula F60 Tt Porta
Plana 1 Anta / Plana 2 Ante
ALL.CO all.Co 5 Porta / All.Co 5 Tt Porta / Export 50 Porta
Export 50 Tt Porta / Sicurblin 65
ALNOR montreal Porta
ALU-K alublindo / N 45 Porta / N 53 Porta / N 55 Tt Porta
N 62 Tt Porta
ALU-MEC synthesis 57 Porta / Synthesis 60Tt Porta
ALUSUISSE alsec 2000 Porta 59 / Alsec 2000 Porta 69
BODEGA extrablind 70
DOMAL domal Break 52 Porta / Domal Break 70 Porta
Domal Security Porta / Domal Shops Porta / Domal Stopper Pg Porta
ESA blindal 60 Porta 1 Anta / Blindal 60 Porta 2 Ante
Blindal 70 Porta 1 Anta / Blindal 70 Porta 2 Ante
FRESIA global 48 Porta
INDINVEST alpha 445 Porta 2 Ante
METRA nc 45 International Porta / Nc 45 Superthermic Porta
Nc 55 International Porta / Nc 68 Superthermic Porta
Nuovo Nc 50 Porta / Superblindo
NEW TEC new Tec 50 Porta Complanare
New Tec 52 Tt Porta Complanare / New Tec 68 Tt Porta Complanare
OCMAfc 60 Tt Porta / Sv 47 Porta 1 Anta / Sv 47 Porta 2 Ante
Sv 62 Porta 1 Anta / Sv 62 Porta 2 Ante / Sv 62 Tt Porta 1 Anta
Sv 62 Tt Porta 2 Ante
PASSERINI ekip Blindo / Ekip Maastricht 53 Porta 1 Anta
Ekip Maastricht 53 Porta 2 Ante / Ekip Maastricht Th 60 Porta 1 Anta
Ekip Maastricht Th 60 Porta 2 Ante / Ekip Maastricht Th 68 Porta 1 Anta
Ekip Maastricht Th 68 Porta 2 Ante / Ekip Thermo 53 Porta
PROFILATI"Pe ""Eku 53"" Porta"
"Pe ""Eku 64 Tt"" Porta"
"Pe ""Eku 72 Tt"" Porta"
SCHÜCO royal 78 St Blindato / Royal S 50 N / Royal S 55 Tt
Royal S 65 Tt
WICONA I60-A / L70-A

0387001 10 - 10

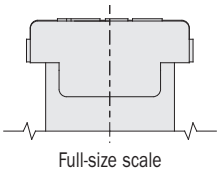

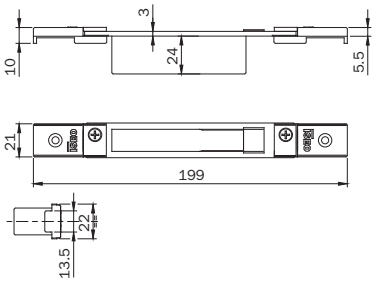

ADJUSTABLE closed striking plate for **LOCK**
WITH ONLY DEADBOLTS AND DEVIATORS MULTIBLINDO
series 78* - 96* - 98* 550 - 551 - 556 - 70* - 71* - 730*
731*. - 736 - 737. Material: BLACK-painted steel. Flat front plate
186x29 with vertical adjustment mm 7 to 12
and horizontal adjustment ± mm 2.

Euro groove

ALCAN abithal Cristal / Abithal Keeper Porta C.E. / Winner Finestra
ALCOA fb 12 Ga / Europa Ga / Fb 12 T.T. / R 35 Reversibile
R 35 Sormonto
ALL.CO export 40 Finestra / Export 45 Tt Finestra / Export 50 Finestra
Export 50 Tt Finestra / Final 40 Finestra / Sicurblin C.E.
ALU-MEC synthesis 45 Finestra / Synthesis 57 Finestra
Synthesis 60 Tt Finestra
ALUSUISSE alsec 2000 Finestra 59 / Alsec 2000 Finestra 69
BODEGA bga 50 / New Bt 60
DOMAL domal Break 52 Finestra / Domal Break 70 Finestra
Domal Stopper Pg Finestra
EQUIPE sistema 8000 G.A. Finestra 1 Anta
Sistema 8000 G.A. Finestra 2 Ante / Sistema 8000 Tt Finestra 1 Anta
Sistema 8000 Tt Finestra 2 Ante
ESA isola Porta
ESEDRA ga 53 Porta / Tt 63 Porta / Tt 75 Porta
INDINVEST gold 400 Complanare / Gold 400 Sormonto
Gold 500 Complanare / Gold 500 Sormonto / Gold 600 Complanare
Gold 600 Sormonto
METRA nc 45 International Finestra / Nc 45 Superthermic Finestra
Nc 55 International Finestra / Nc 68 Superthermic Finestra
Nuovo Nc 40 Sorm. 2 Ante Con Riporto / Nuovo Nc 40 Sormonto 1 Anta
MORELLI ma 8300
OCMA fc 47 Finestra / Fc 55 Finestra / Fc 60 Tt Finestra
PASSERINI ekip 40 Evoluzione 1 Anta / Ekip 40 Evoluzione 2 Ante
Ekip 40 Sormonto 1 Anta / Ekip 40 Sormonto 2 Ante
Ekip Maastricht 53 Finestra / Ekip Maastricht Th 60 Finestra
Ekip Maastricht Th 68 Finestra
PROFILATI "Pe ""Eku 53"" Finestra" / "Pe ""Eku 64 Tt"" Finestra"
"Pe ""Eku 72 Tt"" Finestra" /Sistema 1 Pe 40 Comp./Est. 1 Anta
Sistema 1 Pe 40 Sormonto 1 Anta / Sistema 1 Pe 50 Comp./Est. 1 Anta
Sistema 1 Pe 50 Sormonto 1 Anta

0387011 10 - 10

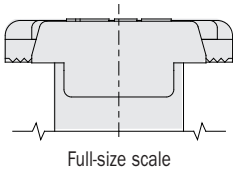

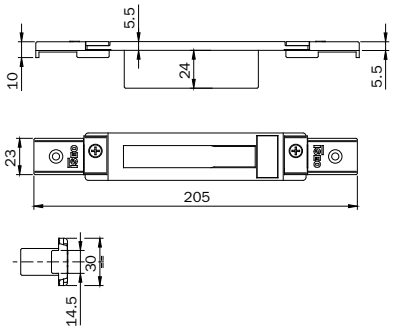

ADJUSTABLE closed striking plate for **LOCK**
WITH ONLY DEADBOLTS AND DEVIATORS MULTIBLINDO
series 78* - 96* 98* - 550 - 551 - 556 - 70* - 71* - 730*
731* - 736 - 737. Material: BLACK-painted steel. Flat front plate **205x30**
with horizontal adjustment ± mm 9.

ALCOA alublind / R 40 Reversibile 1 Anta / R 40 Reversibile 2 Ante
R 40 Sormonto 1 Anta / R 40 Sormonto 2 Ante
R 50 Sormonto 1 Anta / R 50 Sormonto 2 Ante
R 50 Tt Sormonto 1 Anta / R 50 Tt Sormonto 2 Ante
R 60 Tt Complanare
ALL.CO all.Co 5 Reversibile / All.Co 5 Sormonto / Ites P4 Sormonto
ALU-K n 45 Reversibile
ESA giuntall Porta
FRESIA global 41 Complanare / Global 41 Sormonto
Global 48 Complanare / Global 48 Sormonto / Global 70 Taglio Termico
METRA nuovo Nc 50 Sormonto 1 Anta / Nuovo Nc 50 Sormonto 2 Ante
New Tecnew Tec 50 Porta Sormonto / New Tec 52 Tt Porta Sormonto
New Tec 60 Tt Porta Sormonto / New Tec 68 Tt Porta Sormonto
PASSERINI ekip 50 Sormonto 1 Anta / Ekip 50 Sormonto 2 Ante

0387021 10 - 10

Code | Multiple package | Single package | Min. ord.

Adjustable closed striking plates

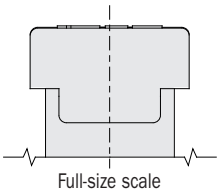

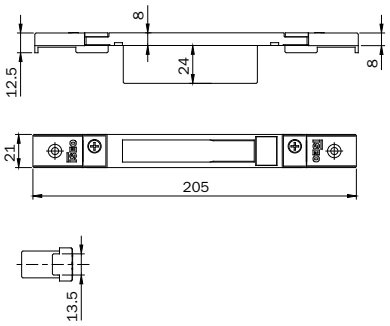

ALL.CO all.Co 5 Complanare / Ites P4 Complanare
ALNOR blindo Block / Montreal G.A.
ALU-K n 53 Complanare / N 55 Tt Complanare
ESA giuntall Complanare
INDINVEST alpha 255 Complanare / Alpha 370 Tt Complanare
Alpha 445 Finestra / Alpha 445 Porta 1 Anta
Alpha 658 Tt Complanare / Alpha Blitz 2000
Alpha Globo 45 / Alpha Globo 55
METRA nuovo Nc 40 Complanare / Nuovo Nc 40 Sormonto 2 Ante
Nuovo Nc 50 Complanare
PASSERINI ekip 40 Complanare 1 Anta / Ekip 40 Complanare 2 Ante
Ekip 50 Complanare 1 Anta / Ekip 50 Complanare 2 Ante
Ekip Thermo 53 Finestra 1 Anta / Ekip Thermo 53 Finestra 2 Ante
Ekip Thermo 58 Finestra 1 Anta / Ekip Thermo 58 Finestra 2 Ante
PROFILATI sistema 1 Pe 40 Comp./Est. 2 Ante
Sistema 1 Pe 40 Sormonto 2 Ante / Sistema 1 Pe 50 Comp./Est. 2 Ante
Sistema 1 Pe 50 Sormonto 2 Ante

ADJUSTABLE closed striking plate for **LOCK**
WITH ONLY DEADBOLTS AND DEVIATORS MULTIBLINDO series 78* - 96* - 98*
550 - 551 - 556 - 70* - 71* - 730* - 731* - 736 - 737.
Material: BLACK-painted steel. Flat front plate **205x21**
with horizontal adjustment ± mm 9.

0387031 10 - 10

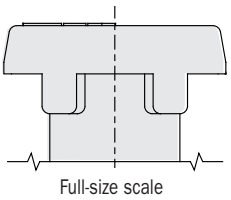

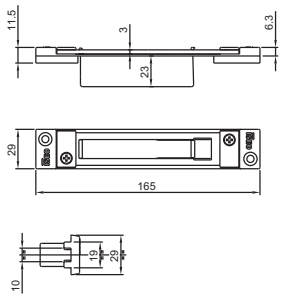

"Erre" profile

ALCOA alublind / R 40 Reversibile 1 Anta / R 40 Reversibile 2 Ante
R 40 Sormonto 1 Anta / R 40 Sormonto 2 Ante
R 50 Sormonto 1 Anta / R 50 Sormonto 2 Ante
R 50 Tt Sormonto 1 Anta / R 50 Tt Sormonto 2 Ante
R 60 Tt Complanare

ADJUSTABLE closed striking plate for **LOCK**
WITH ONLY DEADBOLTS AND DEVIATORS MULTIBLINDO series 78* - 96* - 98*
550 - 551 - 556 - 70* - 71* - 730* - 731* - 736 - 737.
Material: BLACK-painted steel. Flat front plate **165x29**
with horizontal adjustment ± mm 13.

0387041 10 - 10

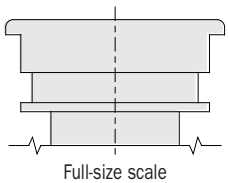

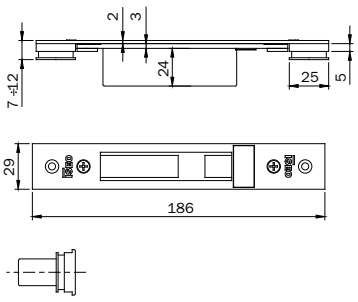

Door profile

ALCAN abithal Keeper Porta 53-60 / Abithal Keeper Porta 61-68
Abithal Porta / Winner Porta
ALCOA fb 12 Blindato / Formula F40 Porta / Formula F40 Tt Porta
Formula F50 Porta / Formula F50 Tt Porta / Formula F60 Tt Porta
Plana 1 Anta / Plana 2 Ante
ALL.CO all.Co 5 Porta / All.Co 5 Tt Porta / Export 50 Porta
Export 50 Tt Porta / Sicurblin 65
ALNOR montreal Porta
ALU-K alublindo / N 45 Porta / N 53 Porta / N 55 Tt Porta / N 62
Tt Porta
ALU-MEC synthesis 57 Porta / Synthesis 60Tt Porta
ALUSUISSE alsec 2000 Porta 59 / Alsec 2000 Porta 69
BODEGA extrablind 70
DOMAL domal Break 52 Porta / Domal Break 70 Porta
Domal Security Porta / Domal Shops Porta / Domal Stopper Pg Porta
ESA blindal 60 Porta 1 Anta / Blindal 60 Porta 2 Ante
Blindal 70 Porta 1 Anta / Blindal 70 Porta 2 Ante
FRESIA global 48 Porta
INDINVEST alpha 445 Porta 2 Ante
METRA nc 45 International Porta / Nc 45 Superthermic Porta
Nc 55 International Porta / Nc 68 Superthermic Porta / Nuovo Nc 50
Porta / Superblindo
NEW TEC new Tec 50 Porta Complanare
New Tec 52 Tt Porta Complanare / New Tec 68 Tt Porta Complanare
OCMA Sv 47 / 62 / 62 Tt Porta 1 Anta / 2 Ante / FC 60 Tt Porta
PASSERINI ekip Blindo / Ekip Maastricht 53 Porta 1 Anta
Ekip Maastricht 53 Porta 2 Ante / Ekip Maastricht Th 60 Porta 1 Anta
Ekip Maastricht Th 60 Porta 2 Ante / Ekip Maastricht Th 68 Porta 1 Anta
Ekip Maastricht Th 68 Porta 2 Ante / Ekip Thermo 53 Porta
PROFILATI"Pe ""Eku 53"" Porta" / "Pe ""Eku 64 Tt"" Porta"
"Pe ""Eku 72 Tt"" Porta"
SCHÜCO royal 78 St Blindato / Royal S 50 N / Royal S 55 Tt
Royal S 65 Tt
WICONA L60-A / L70-A

ADJUSTABLE closed striking plate for **HOOK DEVIATORS**
MULTIBLINDO. Material: BLACK-painted steel. Flat front plate
186x29 with vertical adjustment from mm 7 to 12
horizontal adjustment ± mm 2.

038710 10 - 1

Code | Single package | Multiple package | Min. ord.

Adjustable closed striking plates

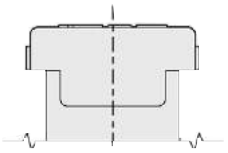

Full-size scale

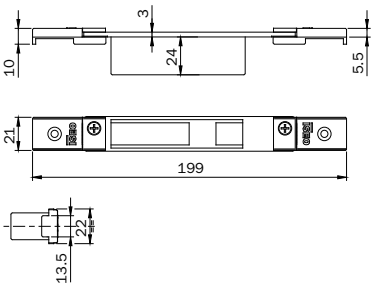

Euro groove

ALCAN abithal Cristal / Abithal Keeper Porta C.E. / Winner Finestra
ALCOA fb 12 GA / Europa GA / Fb 12 Tt / R35 Reversibile R35 Sormonto
ALL.CO export 40 / 45Tt / 50 / 50 Tt Finestra / Final 40 finestra Sicurblin C.E.
ALU-MEC synthesis 45 / 57 / 60 Tt Finestra
ALUSUISSE alsec 2000 Finestra 59 / 69
BODEGA bga 50 / New Bt 60
DOMAL domal Break 52 / 70 Finestra Domal Stopper Pg Finestra
EQUIPE sistema 8000 G.A. Finestra 1 Anta Sistema 8000 G.A. Finestra 2 ante
ESA isola porta
ESEDRA g.a. 53 Porta / Tt 63 Porta / Tt 65 Porta
INDINVEST gold 400 Complanare / Gold 400 Sormonto / Gold 500 Complanare / Gold 500 Sormonto / Gold 600 Complanare / Gold 600 Sormonto
METRA nc 45 International Finestra / Nc 45 Superthermic Finestra Nc 55 International Finestra / Nc 68 Superthermic Finestra / Nuovo Nc 40 Sormonto 2 Ante con Riporto / Nuovo Nc 40 Sormonto 1 Anta Porta / Superblindo
MORELLI ma 8300
OCMA fc 47 Finestra / Fc 55 Finestra / Fc 60 Tt Finestra
PASSERINI Ekip 40 Evoluzione 1 Anta / Ekip 40 Sormonto 1 Anta Ekip 40 Sormonto 2 Ante / Ekip Maastricht 53 Finestra / Ekip Maastricht Th 60 Finestra / Ekip Maastricht Th 68 Finestra
PROFILATI "Pe ""Eku 53"" Finestra" / "Pe ""Eku 64 Tt"" Finestra" "Pe ""Eku 72 Tt""Finestra" / Sistema Pe 1 40 Comp./Est. 1 Anta Sistema Pe 1 40 Sormonto 1 Anta / Sistema Pe 1 50 Comp./Est. 1 Anta Sistema Pe 1 50 Sormonto 1 Anta

ADJUSTABLE closed striking plate for **HOOK DEVIATORS** MULTIBLINDO. Material: BLACK-painted steel. Flat front plate **197x21** with vertical adjustment through threaded plates and horizontal adjustment ± mm 9.

038711 | 10 | - | 1

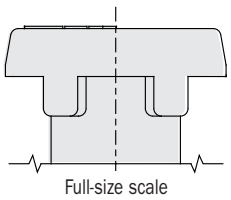

Full-size scale

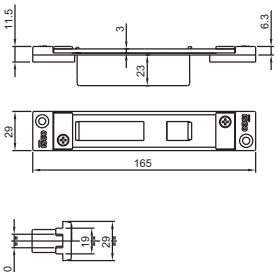

"Erre" profile

ALCOA alublind / R 40 Reversibile 1 Anta / R 40 Reversibile 2 Ante R 40 Sormonto 1 Anta / R 40 Sormonto 2 Ante
R 50 Sormonto 1 Anta / R 50 Sormonto 2 Ante
R 50 Tt Sormonto 1 Anta / R 50 Tt Sormonto 2 Ante
R 60 Tt Complanare

ADJUSTABLE closed striking plate for **HOOK DEVIATORS** MULTIBLINDO. Material: BLACK-painted steel. Flat front plate **165x29** horizontal adjustment ± mm 13.

038712 | 10 | - | 1

Code | Single package | Multiple package | Min. ord.

For multipoint locks



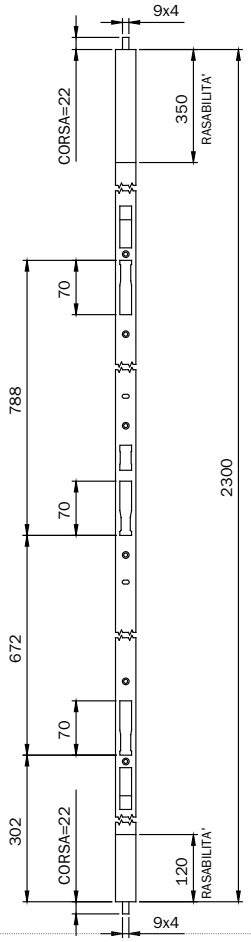

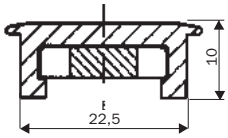

Full-size scale

ALCAN: WINNER PORTA
ALL.CO: All.Co 5 PORTA
All.Co 5 TT PORTA
SICURBLIN 65
FINAL: EXPORT 50 PORTA
ALNOR: MONTREAL PORTA
ALU. K: ALUBLINDO
N 45 PORTA
N 53 PORTA
Alu-mec: SYNTHESIS 57 PORTA
SYNTHESIS 60TT PORTA
DOMAL: Domal SECURITY
Domal STOPPER PG PORTA
METRA: NC 45 INTERNATIONAL PORTA
NC 55 INTERNATIONAL PORTA
NC 68 SUPERTHERMIC PORTA
NUOVO NC 50 PORTA
SUPERBLINDO
SCHÜCO : ROYAL 78 ST BLINDATO
PASSERINI: EKIP THERMO 53 PORTA

Black-painted aluminium
22,5X10 mm

038070 1 - 1

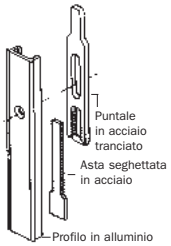

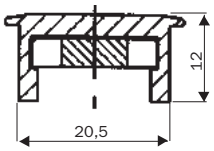

Full-size scale

ALCAN: HABITAT PORTA
ALCOA: F40 PORTA
F40 TT PORTA
F50 PORTA
F50 TT PORTA
F60 TT PORTA
ALUSUISSE: ALSEC 2000 PORTA 59
ALSEC 2000 PORTA 69
BODEGA: EXTRABLIND 70
DOMAL: Domal BREAK 52 PORTA
Domal BREAK 70 PORTA
Domal SHOPS
NEW-TEC: NEW-TEC 52 PORTA COMP.
NEW-TEC 68 PORTA COMP.
OCMA : SV 47 PORTA 1 ANTA
SV 62 PORTA 1 ANTA
SV 62 TT PORTA

Striking plate for multi-point locks, **FOR TWO-WINGED DOORS WITH TIPS, WITH 3 DEADBOLT SEATS**,
same length as front plate. Material: BLACK-painted ALUMINIUM
Built-in TOP/BOTTOM TIPS.
Zamak upper striker.
STAINLESS STEEL floor keep.
Screws. Instruction sheet.

Black-painted aluminium
20,5X12 mm

038071 1 - 1

Code | Multiple package | Single package | Min. ord.

For multipoint locks



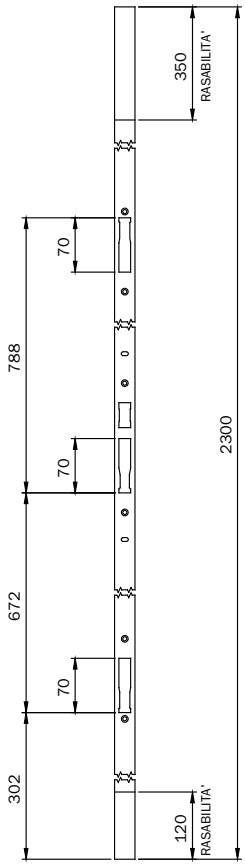

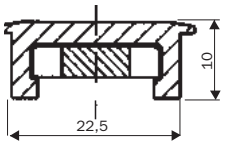

Full-size scale

Black-painted aluminium 22,5X10 mm

ALCAN: WINNER PORTA
ALL.CO: All.Co 5 PORTA
All.Co 5 TT PORTA
SICURBLIN 65
FINAL: EXPORT 50 PORTA
ALNOR: MONTREAL PORTA
ALU. K: ALUBLINDO
N 45 PORTA
N 53 PORTA
Alu-mec: SYNTHESIS 57 PORTA
SYNTHESIS 60TT PORTA
DOMAL: Domal SECURITY
Domal STOPPER PG PORTA
METRA: NC 45 INTERNATIONAL PORTA
NC 55 INTERNATIONAL PORTA
NC 68 SUPERTHERMIC PORTA
NUOVO NC 50 PORTA
SUPERBLINDO
SCHÜCO : ROYAL 78 ST BLINDATO
PASSERINI: EKIP THERMO 53 PORTA

038072 1 - 1

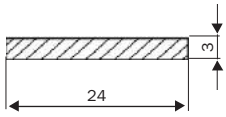

Full-size scale

ALCOA: FB12 GA / FB 12 TT
SE GA / GR9
ALL.CO: VZ 400 / VZ 500
ALNOR: 400 / 500
Alu-mec: ELEGANT
BODEGA: 40 / 50 / 900
DOMAL: Domal BREAK 52 FINESTRA
Domal BREAK 70 FINESTRA
Domal STOPPER PG FIN.
ESA: BLINDAL 60
FINAL: EXPORT 50
EXPORT 50 TT
ITES: EXPORT 40
METRA: NC 40 / NC 50 B
NC 45 INTERNATIONAL FIN.
NC 55 INTERNATIONAL FIN.
NUOVO NC 50 PORTA
SUPERBLINDO
PASSERINI: EKIP 40 S / EKIP TT
TGP 40 / TGP 50

Striking plate for multi-point locks, same length as front plate.
FOR 1-WINGED DOORS WITHOUT TIPS, WITH 3 DEADBOLT SEATS.
Black-painted. Screws. Instruction sheet.

Black-painted stainless steel 24X3 mm

038074 1 - 1

In steel for metal frames

Code | Single package | Multiple package | Min. ord.

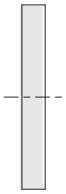

Full-size scale

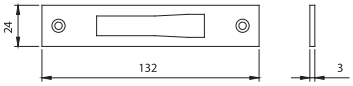

Striking plate for European cylinder frames and double-bit rail frames
In STAINLESS STEEL **132x24x3**.
For locks with **DEADBOLT, HOOK AND DEVIATORS ONLY**
for aluminium frames series 78* - 96*

ALCOA Fb 12 Blindato
Fb 12 Trad./Revamping
Gr 9
Piana 1 Anta
ESA Blindal 60 Porta 1 Anta
Blindal 60 Porta 2 Ante
ESA Blindal 70 Porta 1 Anta
Blindal 70 Porta 2 Ante
SCHÜCO Royal S 50 N
Royal S 55 Tt
Royal S 65 Tt

038020 10 - 10

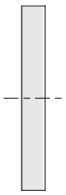

Full-size scale

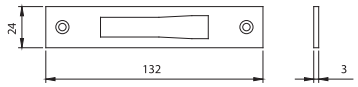

Striking plate for European cylinder frames and double-bit rail frames In zinc-plated steel **132x24x3**.
For locks with **DEADBOLT, HOOK AND DEVIATORS ONLY**
for aluminium frames series 78* - 96*

038022 10 - 10

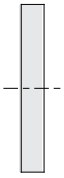

Full-size scale

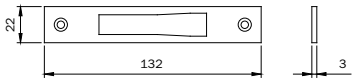

Alcan Abithal Cristal / Abithal Keeper Porta C.E.
Winner Finestra
Alcoa Fb 12 Ga / Europa Ga / Fb 12 T.T. / R 35 Reversibile
R 35 Sormonto
All.Co Export 40 Finestra / Export 50 Finestra
Export 50 Tt Finestra / Final 40 Finestra / Sicurblin C.E.
Alu-mec Synthesis 45 Finestra / Synthesis 57 Finestra
Synthesis 60 Tt Finestra
Alusuisse Alsec 2000 Finestra 59 / Alsec 2000 Finestra 69
Bodega Bga 50 / New Bt 60
Domal Domal Break 52 Finestra / Domal Break 70 Finestra
Domal Stopper Pg Finestra
Equipe Sistema 8000 G.A. Finestra 1 Anta
Sistema 8000 G.A. Finestra 2 Ante
Esa Isola Porta
Esedra Ga 53 Porta / Ga 53 Porta / Tt 63 Porta / Tt 63 Porta
Tt 75 Porta / Tt 75 Porta
Indinvest Gold 400 Complanare / Gold 400 Sormonto
Gold 500 Complanare / Gold 500 Sormonto
Gold 600 Complanare / Gold 600 Sormonto
Metra Nc 45 International Finestra / Nc 45 Superthermic
Finestra
Nc 55 International Finestra / Nc 68 Superthermic Finestra
Morelli Ma 8300
Ocma Fc 47 Finestra / Fc 55 Finestra / Fc 60 Tt Finestra
Passerini Ekip 40 Evoluzione 2 Ante / Ekip 40 Sormonto 2 Ante
Ekip 50 Sormonto 2 Ante / Ekip Maastricht 53 Finestra
Ekip Maastricht Th 60 Finestra / Ekip Maastricht Th 68 Finestra
Profilati "Pe"Eku 53 Finestra / "Pe" Eku 64 Tt Finestra
"Pe" Eku 72 Tt Finestra

Striking plate for European cylinder frames and double-bit rail frames In STAINLESS STEEL **133x22x3**.
For locks with **DEADBOLT, HOOK AND DEVIATORS ONLY**
for aluminium frames series 78* - 96*

038021 10 - 10

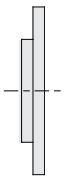

Full-size scale

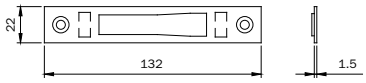

Alcan Abithal Cristal / Abithal Keeper Porta C.E.
Winner Finestra
Alcoa Fb 12 Ga / Europa Ga / Fb 12 T.T. / R 35 Reversibile
R 35 Sormonto
All.Co Export 40 Finestra / Export 50 Finestra
Export 50 Tt Finestra / Final 40 Finestra / Sicurblin C.E.
Alu-mec Synthesis 45 Finestra / Synthesis 57 Finestra
Synthesis 60 Tt Finestra
Alusuisse Alsec 2000 Finestra 59 / Alsec 2000 Finestra 69
Bodega Bga 50 / New Bt 60
Domal Domal Break 52 Finestra / Domal Break 70 Finestra
Domal Stopper Pg Finestra
Equipe Sistema 8000 G.A. Finestra 1 Anta
Sistema 8000 G.A. Finestra 2 Ante
Esa Isola Porta
Esedra Ga 53 Porta / Ga 53 Porta / Tt 63 Porta / Tt 63 Porta
Tt 75 Porta / Tt 75 Porta
Indinvest Gold 400 Complanare / Gold 400 Sormonto
Gold 500 Complanare / Gold 500 Sormonto
Gold 600 Complanare / Gold 600 Sormonto
Metra Nc 45 International Finestra / Nc 45 Superthermic
Finestra
Nc 55 International Finestra / Nc 68 Superthermic Finestra
Morelli Ma 8300
Ocma Fc 47 Finestra / Fc 55 Finestra / Fc 60 Tt Finestra
Passerini Ekip 40 Evoluzione 2 Ante / Ekip 40 Sormonto 2 Ante
Ekip 50 Sormonto 2 Ante / Ekip Maastricht 53 Finestra
Ekip Maastricht Th 60 Finestra / Ekip Maastricht Th 68 Finestra
Profilati "Pe"Eku 53 Finestra / "Pe" Eku 64 Tt Finestra
"Pe" Eku 72 Tt Finestra

Striking plate for European cylinder frames and double-bit rail frames. In STAINLESS STEEL **132x22x1,5**.
For locks with **DEADBOLT, HOOK AND DEVIATORS ONLY**
for aluminium frames series 78* - 96*

038025 10 - 10

In steel for metal frames

Code | Single package | Multiple package | Min. ord.

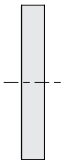

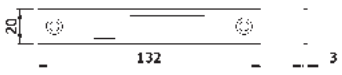

METRA PARETI MOBILI

Striking plate for frames and rail frames.
In STAINLESS STEEL **132x20x3** for series 77* - 78* - 96*
ONLY DEADBOLT, HOOK AND DEVIATORS — **038027** — 1 — 10 — 10

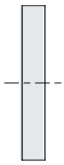

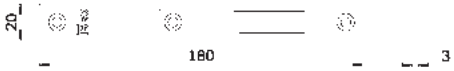

METRA PARETI MOBILI

Striking plate for frames and rail frames.
In STAINLESS STEEL **180x20x3** for series 77* - 78*
with **DEADBOLT, LATCHBOLT/ROLLER** and electric locks with handle
FOR SERIES 96* WITH DEADBOLT AND LATCHBOLT — **038028** — 1 — 10 — 10

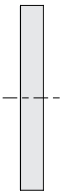

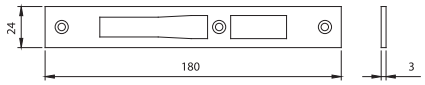

ALCOA Fb 12 Blindato
Fb 12 Trad./Revamping
Gr 9
Plana 1 Anta
ESA Blindal 60 Porta 1 Anta
Blindal 60 Porta 2 Ante
ESA Blindal 70 Porta 1 Anta
Blindal 70 Porta 2 Ante
SCHUCO Royal S 50 N
Royal S 55 Tt
Royal S 65 Tt

Striking plate for European cylinder frames and double-bit rail frames
STAINLESS STEEL **180x24x3**. For aluminium frames series
77* - 78* with **DEADBOLT, LATCHBOLT/ROLLER** and electric locks
with handle **FOR SERIES 96* WITH DEADBOLT AND LATCHBOLT** — **038030** — 10 — - — 10

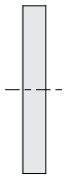

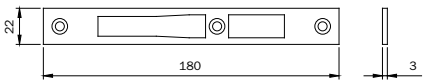

Alcan Abithal Cristal / Abithal Keeper Porta C.E.
Winner Finestra
Alcoa Fb 12 Ga / Europa Ga / Fb 12 T.T. / R 35 Reversibile
R 35 Sormonto
All.Co Export 40 Finestra / Export 50 Finestra
Export 50 Tt Finestra / Final 40 Finestra / Sicurblin C.E.
Alu-mec Synthesis 45 Finestra / Synthesis 57 Finestra
Synthesis 60 Tt Finestra
Alusuisse Alsec 2000 Finestra 59 / Alsec 2000 Finestra 69
Bodega Bga 50 / New Bt 60
Domal Domal Break 52 Finestra / Domal Break 70 Finestra
Domal Stopper Pg Finestra
Equipe Sistema 8000 G.A. Finestra 1 Anta
Sistema 8000 G.A. Finestra 2 Ante
Esa Isola Porta
Esedra Ga 53 Porta / Ga 53 Porta / Tt 63 Porta / Tt 63 Porta
Tt 75 Porta / Tt 75 Porta
Indinvest Gold 400 Complanare / Gold 400 Sormonto
Gold 500 Complanare / Gold 500 Sormonto
Gold 600 Complanare / Gold 600 Sormonto
Metra Nc 45 International Finestra / Nc 45 Superthermic
Finestra
Nc 55 International Finestra / Nc 68 Superthermic Finestra
Morelli Ma 8300
Ocma Fc 47 Finestra / Fc 55 Finestra / Fc 60 Tt Finestra
Passerini Ekip 40 Evoluzione 2 Ante / Ekip 40 Sormonto 2 Ante
Ekip 50 Sormonto 2 Ante / Ekip Maastricht 53 Finestra
Ekip Maastricht Th 60 Finestra / Ekip Maastricht Th 68 Finestra
Profilati "Pe ""Eku 53"" Finestra" / "Pe ""Eku 64 Tt"" Finestra"
"Pe ""Eku 72 Tt"" Finestra"

Striking plate for European cylinder frames and double-bit rail frames
STAINLESS STEEL **180x22x3**. For aluminium frames series 77*
78* with **DEADBOLT, LATCHBOLT/ROLLER** and electric locks with
handle **FOR SERIES 96* WITH DEADBOLT AND LATCHBOLT** — **038031** — 10 — - — 10

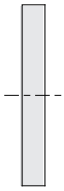

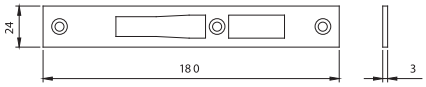

ALCOA fb 12 Blindato
Fb 12 Trad./Revamping
Gr 9
Plana 1 Anta
ESA blindal 60 Porta 1 Anta
Blindal 60 Porta 2 Ante
ESA blindal 70 Porta 1 Anta
Blindal 70 Porta 2 Ante
SCHUCO royal S 50 N
Royal S 55 Tt
Royal S 65 Tt

Striking plate for European cylinder frames.
In stainless steel **180x24x3**. For **LATCHBOLT AND HOOK LOCKS**
for aluminium frames series 77*- 78* — **038033** — 10 — - — 10

Full-size scale

In steel for metal frames

Code | Single package | Multiple package | Min. ord.

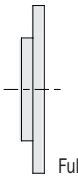

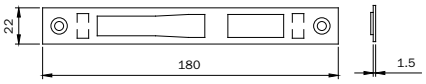

Alcan Abithal Cristal / Abithal Keeper Porta C.E.
Winner Finestra
Alcoa Fb 12 Ga / Europa Ga / Fb 12 T.T. / R 35 Reversibile
R 35 Sormonto
All.Co Export 40 Finestra / Export 50 Finestra
Export 50 Tt Finestra / Final 40 Finestra / Sicurblin C.E.
Alu-mec Synthesis 45 Finestra / Synthesis 57 Finestra
Synthesis 60 Tt Finestra
Alusuisse Alsec 2000 Finestra 59 / Alsec 2000 Finestra 69
Bodega Bga 50 / New Bt 60
Domal Domal Break 52 Finestra / Domal Break 70 Finestra
Domal Stopper Pg Finestra
Equipe Sistema 8000 G.A. Finestra 1 Anta
Sistema 8000 G.A. Finestra 2 Ante
Esa Isola Porta
Esedra Ga 53 Porta / Ga 53 Porta / Tt 63 Porta / Tt 63 Porta
Tt 75 Porta / Tt 75 Porta
Indinvest Gold 400 Complanare / Gold 400 Sormonto
Gold 500 Complanare / Gold 500 Sormonto
Gold 600 Complanare / Gold 600 Sormonto
Metra Nc 45 International Finestra / Nc 45 Superthermic Finestra
Nc 55 International Finestra / Nc 68 Superthermic Finestra
Morelli Ma 8300
Ocma Fc 47 Finestra / Fc 55 Finestra / Fc 60 Tt Finestra
Passerini Ekip 40 Evoluzione 2 Ante / Ekip 40 Sormonto 2 Ante
Ekip 50 Sormonto 2 Ante / Ekip Maastricht 53 Finestra
Ekip Maastricht Th 60 Finestra / Ekip Maastricht Th 68 Finestra
Profilati "Pe"Eku 53 Finestra / "Pe" Eku 64 Tt Finestra
"Pe" Eku 72 Tt Finestra

ADJUSTABLE striking plate for European cylinder frames and double-bot rail frames. STAINLESS STEEL **180x22x1,5**. For aluminium frame series 77*-78* For locks with **DEADBOLT AND LATCHBOLT/ROLLER** and electric lock with handle. **FOR SERIES 96* WITH DEADBOLT AND LATCHBOLT.**

038035 10 - 10

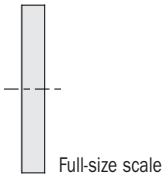

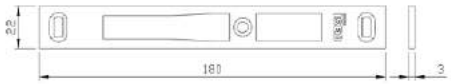

Alcan Abithal Cristal / Abithal Keeper Porta C.E.
Winner Finestra
Alcoa Fb 12 Ga / Europa Ga / Fb 12 T.T. / R 35 Reversibile
R 35 Sormonto
All.Co Export 40 Finestra / Export 50 Finestra
Export 50 Tt Finestra / Final 40 Finestra / Sicurblin C.E.
Alu-mec Synthesis 45 Finestra / Synthesis 57 Finestra
Synthesis 60 Tt Finestra
Alusuisse Alsec 2000 Finestra 59 / Alsec 2000 Finestra 69
Bodega Bga 50 / New Bt 60
Domal Domal Break 52 Finestra / Domal Break 70 Finestra
Domal Stopper Pg Finestra
Equipe Sistema 8000 G.A. Finestra 1 Anta
Sistema 8000 G.A. Finestra 2 Ante
Esa Isola Porta
Esedra Ga 53 Porta / Ga 53 Porta / Tt 63 Porta / Tt 63 Porta
Tt 75 Porta / Tt 75 Porta
Indinvest Gold 400 Complanare / Gold 400 Sormonto
Gold 500 Complanare / Gold 500 Sormonto
Gold 600 Complanare / Gold 600 Sormonto
Metra Nc 45 International Finestra / Nc 45 Superthermic
Finestra
Nc 55 International Finestra / Nc 68 Superthermic Finestra
Morelli Ma 8300
Ocma Fc 47 Finestra / Fc 55 Finestra / Fc 60 Tt Finestra
Passerini Ekip 40 Evoluzione 2 Ante / Ekip 40 Sormonto 2 Ante
Ekip 50 Sormonto 2 Ante / Ekip Maastricht 53 Finestra
Ekip Maastricht Th 60 Finestra / Ekip Maastricht Th 68 Finestra
Profilati "Pe"Eku 53 Finestra / "Pe" Eku 64 Tt Finestra
"Pe" Eku 72 Tt Finestra

ADJUSTABLE striking plate for European cylinder frames and double-bit rail frames NICKEL **180x22x3**.
For aluminium frames series 77*- 78* with **DEADBOLT, LATCHBOLT/ROLLER** and electric locks with handle. **FOR SERIES 96* WITH DEADBOLT AND LATCHBOLT**

038106 10 - 10



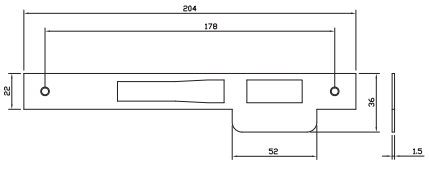

Striking plate for locks for metal frames, stainless steel **204x22x1,5.**
For series 77* - 78*, **DEADBOLT AND LATCHBOLT/ROLLER** and electric lock with handle.
FOR SERIES 96* WITH DEADBOLT AND LATCHBOLT.

038240 1 10 10

In steel for metal frames

	Code	Single package	Multiple package	Min. ord.

Full-size scale

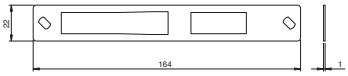

ADJUSTABLE striking plate for European cylinder frames.
STAINLESS STEEL **164x22x1**. For locks with **DEADBOLT AND LATCHBOLT**
for aluminium frames series 78* - 79* — **038032** — 10 - 10

Full-size scale

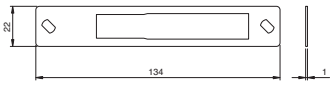

ADJUSTABLE striking plate for European cylinder frames
and double-bot rail frames. STAINLESS STEEL **134x22x1**.
For locks with **DEADBOLT AND DEVIATORS ONLY**
for aluminium frames series 79* - 96* - 98* — **038034** — 10 - 10

Full-size scale

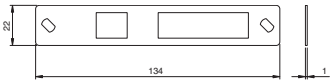

ADJUSTABLE closed striking plate **FOR HOOK DEVIATORS**
STAINLESS STEEL **134x22x1**. for aluminium frames 79* — **038036** — 10 - 10

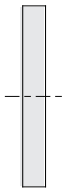

Full-size scale

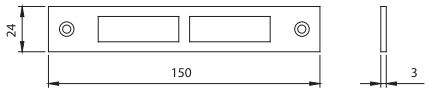

Striking plate for mechanical double-bit rail frames.
STAINLESS STEEL **150x24x3**. For **DEADBOLT AND LATCHBOLT LOCKS** for aluminium frames series 981* - 983* — **038050** — 10 - 10

ALCOA: FB 12 GA / FB 12 TT SE GA / GR9
ALL.CO: VZ 400 / 500
ALNOR: 400 / 500
Alu-mec: Elegant
BODEGA: BO 40 / 50 / 900
ESA: Blindal 60 / 70 NT 40 G / 50 G
DOMAL: Domal Stopper PG fin. Domal Break 52 / 70 finestra Domal 40 sormonto 1 anta
METRA: NC 40 / NC 50 B NC 45 / 55 international finestra
PASSERINI: TGP 40 / TGP 50 Ekip 40 / 50 sormonto 2 ante
PANDOLFO SCHUCO: Royal S 50 / Royal S 55 TT Royal S 65 T

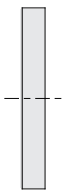

Full-size scale

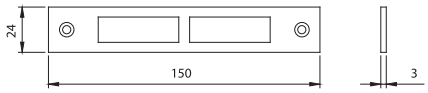

Striking plate for double-bit rail frames with **DEADBOLT AND LATCHBOLT**. **150x24x3**. **Zinc-plated** steel. For locks series 981 - 983 — **038080** — 10 - 10

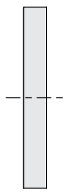

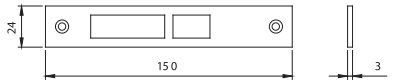

Striking plate for double-bit rail frames electric locks.
STAINLESS STEEL **150x24x3**. For **ELECTRIC LOCKS**
for aluminium frames series 981* - 983* — **038060** — 10 - 10

ALCOA: FB 12 GA / FB 12 TT SE GA / GR9
ALL.CO: VZ 400 / 500
ALNOR: 400 / 500
Alu-mec: Elegant
BODEGA: BO 40 / 50 / 900
ESA: Blindal 60 / 70 NT 40 G / 50 G
DOMAL: Domal Stopper PG fin. Domal Break 52 / 70 finestra Domal 40 sormonto 1 anta
METRA: NC 40 / NC 50 B NC 45 / 55 international finestra
PASSERINI: TGP 40 / TGP 50 Ekip 40 / 50 sormonto 2 ante
PANDOLFO SCHUCO: Royal S 50 / Royal S 55 TT Royal S 65 T

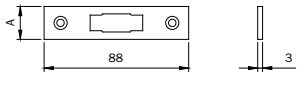

Striking plate for oval-cylinder frames.
For LOCKS with **LATCHBOLT OR ROLLER ONLY** 762 - 764
CHROME-PLATED steel 88x16x3 — **033003** — 10 - 10
CHROME-PLATED steel 88x20x3. — **033004** — 10 - 10

In steel for metal frames

	Code	Single package	Multiple package	Min. ord.

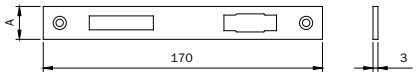

Striking plate for oval-cylinder frames.
For locks with **LATCHBOLT AND DEADBOLT OR ROLLER** only 750 - 751 - 752 - 753

CHROME-PLATED steel **170x16x3**	**033013**	10	-	10
CHROME-PLATED steel **170x20x3**	**033014**	10	-	10

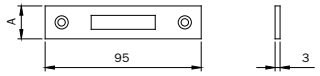

Striking plate for oval-cylinder frames.
For LOCKS with **DEADBOLT ONLY** series 758 - 759 - 760 - 761

CHROME-PLATED steel **95x16x3**	**033033**	10	-	10
CHROME-PLATED steel **95x20x3**	**033034**	10	-	10

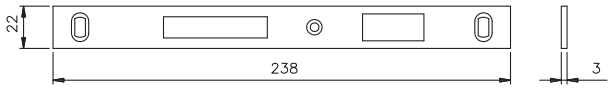

Striking plate for European cylinder frames.
For locks with **DEADBOLT AND LATCHBOLT** series 741 - 743 - 745

STAINLESS STEEL **238x22x3**	**033080**	10	-	10
CHROME-PLATED steel **238x22x3**	**033083**	10	-	10
GOLD-PAINTED steel **238x22x3**	**033086**	10	-	10

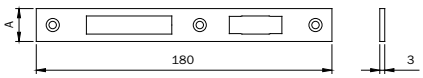

Striking plate for oval-cylinder frames. In chrome-plated steel 180x16x3.
For locks with **LATCHBOLT AND DEADBOLT OR ROLLER** only 754 - 755 - 756 - 757

CHROME-plated steel **180x16x3**	**033091**	10	-	10
CORROSION-RESISTANT CHROME-plated brass **180x16x3**	**033091.9**	10	-	10
CHROME-plated steel **180x20x3**	**033092**	10	-	10
CORROSION-RESISTANT chrome-plated brass **180x20x3**	**033092.9**	10	-	10

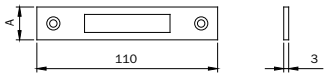

Striking plate for oval-cylinder frames.
For locks with **DEADBOLT ONLY** series 766 - 767

CHROME-plated steel **110x16x3**	**033093**	10	-	10
CORROSION-RESISTANT CHROME-plated brass **110x16x3**	**033093.9**	10	-	10
CHROME-plated steel **110x20x3**	**033094**	10	-	10

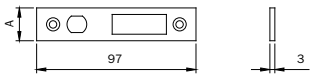

Striking plate for oval-cylinder frames.
For **HOOK** locks series 768 - 769

CHROME-plated steel **97x20x3**	**033095**	10	-	10

In aluminium for metal frames

Code | Single package | Multiple package | Min. ord.

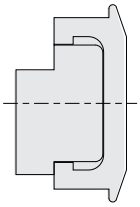

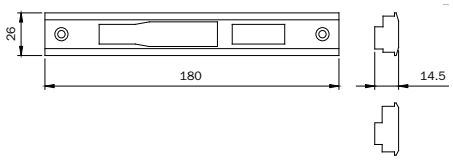

Alu-k: N45 reversibile
METRA: Nuovo NC 50 porta
PASSERINI:
Ekip Thermo 53 fin. 1 anta

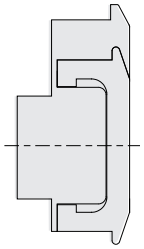

Full-size scale

Striking plate for European cylinder frames and double-bit rail frames
In black anodised **ALUMINIUM**. For **LOCKS**
WITH DEADBOLT AND ROLLER series 78* - 96* - 98*
DISCONTINUED **038111** 10 - 10



Full-size scale

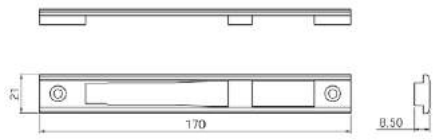

Alcan Abithal Cristal / Abithal Keeper Porta C.E
Winner Finestra
Alcoa Fb 12 Ga / Europa Ga / Fb 12 T.T. / R 35 Reversibile
R 35 Sormonto
All.Co Export 40 Finestra / Export 50 Finestra
Export 50 Tt Finestra / Final 40 Finestra
Alu-mec Synthesis 45 Finestra / Synthesis 57 Finestra
Synthesis 60 Tt Finestra
Alusuisse Alsec 2000 Finestra 59 / Alsec 2000 Finestra 69
Bodega Bga 50 / New Bt 60
Domal Domal Break 52 Finestra / Domal Break 70 Finestra
Domal Stopper Pg Finestra
Equipe Sistema 8000 G.A. Finestra 1 Anta
Sistema 8000 G.A. Finestra 2 Ante
Esa Isola Porta
Esedra Ga 53 Porta / Tt 63 Porta / Tt 75 Porta
Indinvest Gold 400 Complanare / Gold 400 Sormonto
Gold 500 Complanare / Gold 500 Sormonto
Gold 600 Complanare / Gold 600 Sormonto
Metra Nc 45 International Finestra
Nc 45 Superthermic Finestra / Nc 55 International Finestra
Nc 68 Superthermic Finestra
Morelli Ma 8300
Ocma Fc 47 Finestra / Fc 55 Finestra / Fc 60 Tt Finestra
Passerini Ekip 40 Evoluzione 2 Ante
Ekip 40 Sormonto 2 Ante / Ekip 50 Sormonto 2 Ante
Ekip Maastricht 53 Finestra / Ekip Maastricht Th 60 Finestra
Ekip Maastricht Th 68 Finestra
Profilati "Pe"Eku 53 Finestra / "Pe" Eku 64 Tt Finestra
"Pe" Eku 72 Tt Finestra

European cylinder striking plate for frames.
In **ZAMAK.** For LOCKS with
DEADBOLT AND LATCHBOLT, ROLLER AND ELECTRIC LOCKS
with handle for series 741 - 781 **033149** 10 - 10

In nylon for metal frames

Code | Single package | Multiple package | Min. ord.

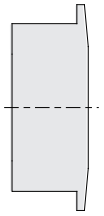

Full-size scale

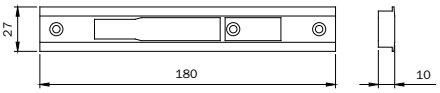

All.Co All.Co 5 Porta
All.Co 5 Tt Porta
Export 50 Porta
Export 50 Tt Porta
Sicurblin 65
Alcan Abithal Porta
Winner Porta
Alnor Montreal Porta
Alu-k Alublindo
N 45 Porta
N 53 Porta
N 55 Tt Porta
N 62 Tt Porta
Alu-mec Synthesis 60Tt Porta
Alusuisse Alsec 2000 Porta 59
Alsec 2000 Porta 59
Alsec 2000 Porta 69
Bodega Extrablind 70
Domal Domal Break 52 Porta
Domal Security Porta
Domal Shops Porta
Domal Stopper Pg Porta
Metra Nc 45 International Porta
Nc 45 Superthermic Porta
Nc 55 International Porta
Nc 68 Superthermic Porta
Nuovo Nc 50 Porta
Superblindo
Ocma Sv 47 Porta 1 Anta
Sv 47 Porta 2 Ante
Sv 62 Porta 1 Anta
Sv 62 Porta 2 Ante
Sv 62 Tt Porta 1 Anta
Sv 62 Tt Porta 2 Ante
Passerini Ekip Maastricht 53 Porta 1 Anta
Ekip Maastricht 53 Porta 2 Ante
Ekip Maastricht Th 60 Porta 1 Anta
Ekip Maastricht Th 60 Porta 2 Ante
Ekip Maastricht Th 68 Porta 1 Anta
Ekip Maastricht Th 68 Porta 2 Ante
Ekip Thermo 53 Porta
Schüco Royal 78 St Blindato
Wicona L60-A
L70-A

European cylinder striking plate for frames. In **NYLON**. For **LOCKS WITH DEADBOLT, LATCHBOLT, ROLLER AND ELECTRIC LOCKS** for aluminium frames series 78*-79*

038011 | 10 | - | 10

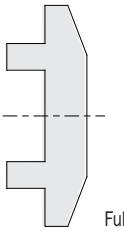

Full-size scale

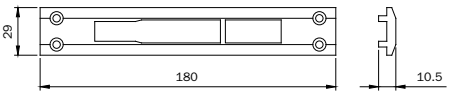

Alcoa Alublind
R 40 Reversibile 1 Anta
R 40 Reversibile 2 Ante
R 40 Sormonto 1 Anta
R 40 Sormonto 2 Ante
R 50 Sormonto 1 Anta
R 50 Sormonto 2 Ante
R 50 Tt Sormonto 1 Anta
R 50 Tt Sormonto 2 Ante
R 60 Tt Complanare
Alu-mec Synthesis 57 Porta
Metra 50 Porta Sormonto
Metra 52 Tt Porta Sormonto
Metra 60 Tt Porta Sormonto
Metra 68 Tt Porta Sormonto

European cylinder striking plate for frames. In **NYLON**. For **LOCKS WITH DEADBOLT, LATCHBOLT, ROLLER AND ELECTRIC LOCKS** for aluminium frames series 78*-79*

038012 | 10 | - | 10

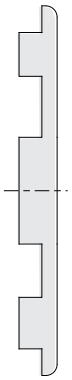

Full-size scale

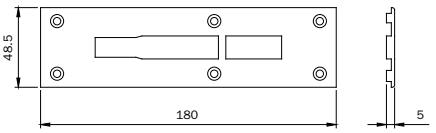

Alcoa Fb 12 Trad./Revamping

European cylinder striking plate for frames. In **NYLON**. For **LOCKS WITH DEADBOLT, LATCHBOLT, ROLLER AND ELECTRIC LOCKS** for aluminium frames series 78*-79*

038014 | 10 | - | 10

Code | Single package | Multiple package | Min. ord.

In nylon for metal frames

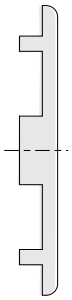

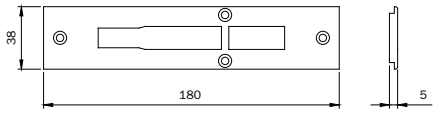

Alcoa Fb 12 Blindato
Gr 9
Plana 1 Anta
Esa Blindal 60 Porta 1 Anta
Blindal 60 Porta 2 Ante

European cylinder striking plate for frames. In **NYLON**.
For **LOCKS WITH DEADBOLT, LATCHBOLT, ROLLER AND ELECTRIC LOCKS**
for aluminium frames series 78*-79* — **038015** — 10 - 10

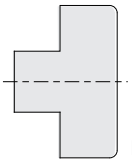
Full-size scale

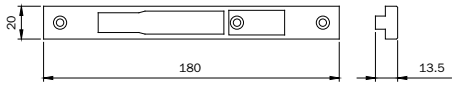

Indinvest Alpha 658 Tt Complanare

European cylinder striking plate for frames. In **NYLON**.
For **LOCKS WITH DEADBOLT, LATCHBOLT, ROLLER AND ELECTRIC LOCKS**
for aluminium frames series 78*-79* — **038016** — 10 - 10

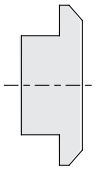
Full-size scale

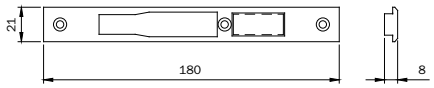

Alcan Abithal Cristal / Abithal Keeper Porta C.E
Winner Finestra
Alcoa Fb 12 Ga / Europa Ga / Fb 12 T.T. / R 35 Reversibile
R 35 Sormonto
All.Co Export 40 Finestra / Export 50 Finestra
Export 50 Tt Finestra / Final 40 Finestra
Alu-mec Synthesis 45 Finestra / Synthesis 57 Finestra
Synthesis 60 Tt Finestra
Alusuisse Alsec 2000 Finestra 59 / Alsec 2000 Finestra 69
Bodega Bga 50 / New Bt 60
Domal Domal Break 52 Finestra / Domal Break 70 Finestra
Domal Stopper Pg Finestra
Equipe Sistema 8000 G.A. Finestra 1 Anta
Sistema 8000 G.A. Finestra 2 Ante
Esa Isola Porta
Esedra Ga 53 Porta / Tt 63 Porta / Tt 75 Porta
Indinvest Gold 400 Complanare / Gold 400 Sormonto
Gold 500 Complanare / Gold 500 Sormonto
Gold 600 Complanare / Gold 600 Sormonto
Metra Nc 45 International Finestra
Nc 45 Superthermic Finestra / Nc 55 International Finestra
Nc 68 Superthermic Finestra
Morelli Ma 8300
Ocma Fc 47 Finestra / Fc 55 Finestra / Fc 60 Tt Finestra
Passerini Ekip 40 Evoluzione 2 Ante
Ekip 40 Sormonto 2 Ante / Ekip 50 Sormonto 2 Ante
Ekip Maastricht 53 Finestra / Ekip Maastricht Th 60 Finestra
Ekip Maastricht Th 68 Finestra
Profilati "Pe"Eku 53 Finestra / "Pe" Eku 64 Tt Finestra
"Pe" Eku 72 Tt Finestra

European cylinder striking plate for frames. In **NYLON**.
For **LOCKS WITH DEADBOLT, LATCHBOLT, ROLLER AND ELECTRIC LOCKS** with handle for aluminium frames series 78* — **038319** — 10 - 10

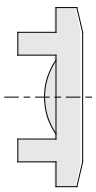
Full-size scale

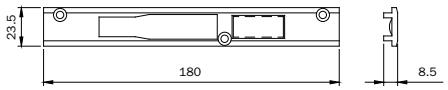

All.Co Ites P4 Sormonto
Metra Nuovo Nc 40 Sormonto 1 Anta
Passerini Ekip 40 Evoluzione 1 Anta
Ekip 40 Sormonto 1 Anta
Profilati Sistema Pe 1 40 Comp./Est. 1 Anta
Sistema Pe 1 40 Sormonto 1 Anta
Sistema Pe 1 50 Comp./Est. 1 Anta
Sistema Pe 1 50 Sormonto 1 Anta

European cylinder striking plate for frames. In **NYLON**. For **LOCKS WITH DEADBOLT, LATCHBOLT, ROLLER AND ELECTRIC LOCKS** with handle for aluminium frames series 78* — **038320** — 10 - 10

In nylon for metal frames

Code | Multiple package | Single package | Min. ord.

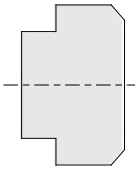

Full-size scale

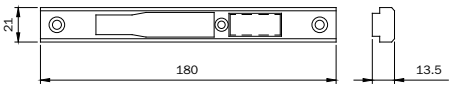

Alcoa Formula F40 Porta
Formula F40 Tt Porta
Formula F50 Porta
Formula F50 Tt Porta
Formula F60 Tt Porta
All.Co All.Co 5 Complanare
Ites P4 Complanare
Alnor Blindo Block
Montreal G.A.
Alu-k N 53 Complanare
N 55 Tt Complanare
Bodega Extrablind 70
Domal Domal Break 70 Porta
Esa Giuntall Porta
Indinvest Alpha 445 Finestra
Alpha 445 Porta 1 Anta
Alpha Globo 45
Metra Nuovo Nc 40 Complanare
Nuovo Nc 40 Sormonto 2 Ante
Nuovo Nc 50 Complanare
New TecMetra 50 Porta Complanare
Metra 52 Tt Porta Complanare
Metra 68 Tt Porta Complanare
Ocma Fc 60 Tt Porta
Passerini Ekip 40 Complanare 1 Anta
Ekip 40 Complanare 2 Ante
Ekip Thermo 53 Finestra 2 Ante
Profilati "Pe ""Eku 53"" Porta"
"Pe ""Eku 64 Tt"" Porta"
"Pe ""Eku 72 Tt"" Porta"
Sistema Pe 1 40 Comp./Est. 2 Ante
Sistema Pe 1 40 Sormonto 2 Ante
Sistema Pe 1 50 Comp./Est. 2 Ante
Sistema Pe 1 50 Sormonto 2 Ante

European cylinder striking plate for frames. In **NYLON**. For **LOCKS WITH DEADBOLT, LATCHBOLT, ROLLER AND ELECTRIC LOCKS** with handle for aluminium frames series 78*-79*

038321 | 10 | - | 10

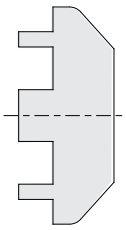

Full-size scale

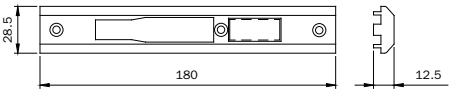

All.Co All.Co 5 Reversibile
All.Co 5 Sormonto
Esa Giuntall Complanare

European cylinder striking plate for frames. In **NYLON**. For **LOCKS WITH DEADBOLT, LATCHBOLT, ROLLER AND ELECTRIC LOCKS** with handle for aluminium frames series 78*

038322 | 10 | - | 10

In nylon for metal frames

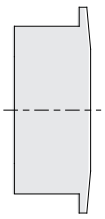

Full-size scale

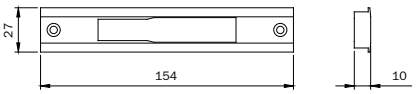

All.Co **All.Co** 5 Porta
All.Co 5 Tt Porta, Export 50 Porta
Export 50 Tt Porta, Sicurblin 65
Alcan Abithal Porta
Winner Porta
Alnor Montreal Porta
Alu-k Alublindo
N 45 Porta, N 53 Porta

N 55 Tt Porta, N 62 Tt Porta
Alu-mec Synthesis 60Tt Porta
Alusuisse Alsec 2000 Porta 59
Alsec 2000 Porta 59
Alsec 2000 Porta 69
Bodega Extrablind 70
Domal Domal Break 52 Porta
Domal Security Porta
Domal Shops Porta
Domal Stopper Pg Porta
Metra Nc 45 International Porta
Nc 45 Superthermic Porta
Nc 55 International Porta
Nc 68 Superthermic Porta
Nuovo Nc 50 Porta
Superblindo
Ocma Sv 47 Porta 1 Anta
Sv 47 Porta 2 Ante
Sv 62 Porta 1 Anta
Sv 62 Porta 2 Ante
Sv 62 Tt Porta 1 Anta
Sv 62 Tt Porta 2 Ante
Passerini Ekip Maastricht 53 Porta 1 Anta
Ekip Maastricht 53 Porta 2 Ante
Ekip Maastricht Th 60 Porta 1 Anta
Ekip Maastricht Th 60 Porta 2 Ante
Ekip Maastricht Th 68 Porta 1 Anta
Ekip Maastricht Th 68 Porta 2 Ante
Ekip Thermo 53 Porta
Schüco Royal 78 St Blindato
Wicona L60-A, L70-A

European cylinder striking plate for frames. In **NYLON**.
For LOCKS with **DEADBOLT AND DEVIATORS ONLY**
for aluminium frames series 77* - 78*

Code	Min. ord. Single package	Multiple package
038511	10	- 10

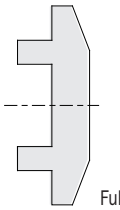

Full-size scale

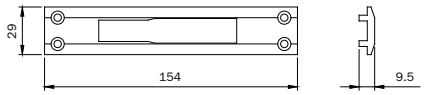

Alcoa Alublind
R 40 Reversibile 1 Anta
R 40 Reversibile 2 Ante
R 40 Sormonto 1 Anta
R 40 Sormonto 2 Ante
R 50 Sormonto 1 Anta
R 50 Sormonto 2 Ante
R 50 Tt Sormonto 1 Anta
R 50 Tt Sormonto 2 Ante
R 60 Tt Complanare
Alu-mec Synthesis 57 Porta
New Tec
Metra 50 Porta Sormonto
Metra 52 Tt Porta Sormonto
Metra 60 Tt Porta Sormonto
Metra 68 Tt Porta Sormonto

European cylinder striking plate for frames. In **NYLON**.
For locks with **DEADBOLT AND DEVIATORS ONLY**
for aluminium frames series 77* - 78*

Code	Min. ord. Single package	Multiple package
038512	10	- 10

In nylon for locks with oval cylinder

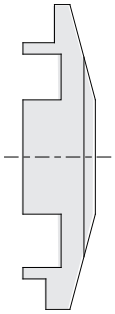

Full-size scale

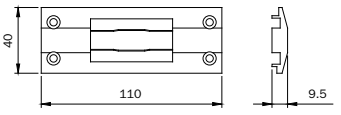

Tipo GR 9

Oval-cylinder striking plate for rail frames. In **NYLON**.
For LOCKS series 550 - 551 - 70* - 71* - 730 - 731

Code	Min. ord. Single package	Multiple package
033025	10	- 10

In nylon for metal frames

Code | Single package | Multiple package | Min. ord.

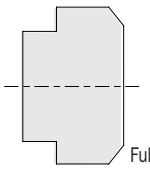

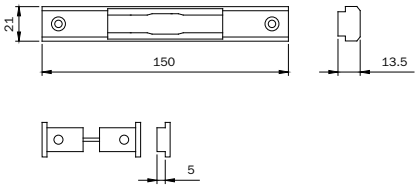

All.Co All.Co 5 Complanare / **All.Co** 5 Complanare
All.Co 5 Complanare / Ites P4 Complanare
Ites P4 Complanare
Alnor Montreal G.A.
Alu-k N 45 Complanare / N 53 Complanare
N 55 Tt Complanare
Esa Giuntall Complanare / Giuntall Complanare
Giuntall Complanare / Giuntall Complanare
Giuntall Sormonto / Giuntall Sormonto
Giuntall Sormonto / Giuntall Sormonto
Isola Complanare / Isola Sormonto
Indinvest Alpha 445 Finestra
Alpha 445 Finestra
Alpha Globo 45
Alpha Globo 45
Metra Nuovo Nc 40 Complanare
Nuovo Nc 40 Complanare
Nuovo Nc 40 Sormonto 2 Ante
Nuovo Nc 40 Sormonto 2 Ante
Nuovo Nc 50 Complanare
Nuovo Nc 50 Complanare
Passerini Ekip Thermo 53 Finestra 2 Ante
Ekip Thermo 53 Finestra 2 Ante

Oval-cylinder striking plate for rail frames. In **NYLON**.
For LOCKS series 550 - 551 - 70* - 71* - 730 - 731

033026 10 - 10

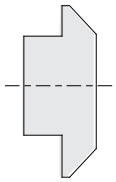

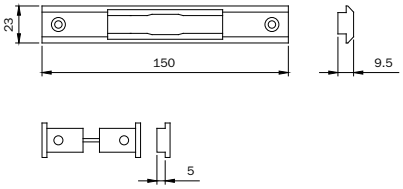

Alcan Abithal Finestra / Abithal Finestra
Abithal Finestra / Winner Finestra
Alcoa Fb 12 Ga / Europa Ga
Fb 12 Ga / Europa Ga / Fb 12 T.T. /
Fb 12 T.T.
R 35 Reversibile / R 35 Sormonto
All.Co Export 40 Finestra / Export 50 Finestra
Export 50 Finestra
Alu-mec Synthesis 45 Finestra
Synthesis 57 Finestra
Synthesis 60 Tt Finestra
Bodega Bga 50 / Bga 50 / Bga 50
Domal Domal Break 52 Finestra
Domal Stopper Pg Finestra
Equipe Emal 40 W
Sistema 8000 G.A. Finestra 1 Anta
Sistema 8000 G.A. Finestra 2 Ante
Esedra Ga 53 Porta / Ga 53 Porta
Ga 53 Porta / Tt 63 Porta
Indinvest Gold 400 Complanare
Gold 400 Sormonto
Gold 500 Complanare
Gold 500 Sormonto
Metra Nc 45 International Finestra
Nc 45 International Finestra
Nc 45 International Finestra
Nc 45 Superthermic Finestra
Nc 45 Superthermic Finestra
Nc 45 Superthermic Finestra
Morelli Ma 8300
Ocma Fc 47 Finestra / Fc 55 Finestra
Fc 55 Finestra / Fc 60 Tt Finestra
Passerini Ekip 40 Evoluzione 2 Ante
Ekip 40 Evoluzione 2 Ante
Ekip 40 Sormonto 2 Ante
Ekip 40 Sormonto 2 Ante
Ekip 50 Sormonto 2 Ante
Ekip 50 Sormonto 2 Ante
Ekip Maastricht 53 Finestra

Oval-cylinder striking plate for rail frames. In **NYLON**.
For LOCKS series 550 - 551 - 70* - 71*
730 - 731 - 736 - 737

033027 10 - 10

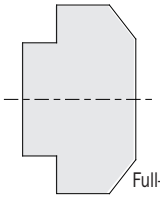

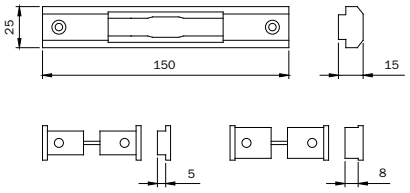

Alcoa Plana 2 Ante
Plana 2 Ante
Domal Domal 40 Sormonto 2 Ante
Domal 40 Sormonto 2 Ante
Indinvest Alpha 255 Complanare
Alpha 255 Complanare
Alpha Globo 55
Alpha Globo 55

Oval-cylinder striking plate for rail frames. In **NYLON**.
For LOCKS series 550 - 551 - 70* - 71*
730 - 731 - 736 - 737

033028 10 - 10

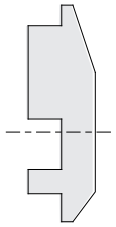

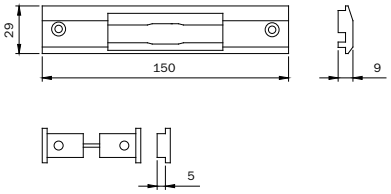

All.Co Ites P4 Sormonto
Ites P4 Sormonto
Domal Domal 40 Sormonto 1 Anta
Domal 40 Sormonto 1 Anta
Metra Nuovo Nc 40 Sormonto 1 Anta
Nuovo Nc 40 Sormonto 1 Anta
Nuovo Nc 40 Sormonto 1 Anta
Passerini Ekip 40 Evoluzione 1 Anta
Ekip 40 Evoluzione 1 Anta
Ekip 40 Sormonto 1 Anta
Ekip 40 Sormonto 1 Anta
Ekip 50 Sormonto 1 Anta
Ekip 50 Sormonto 1 Anta

Oval-cylinder striking plate for rail frames. In **NYLON**.
For LOCKS series 550 - 551 - 556 - 70* - 71*
730 - 731 - 736 - 737

033029 10 - 10

In nylon for metal frames

Code | Single package | Multiple package | Min. ord.

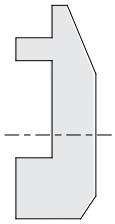

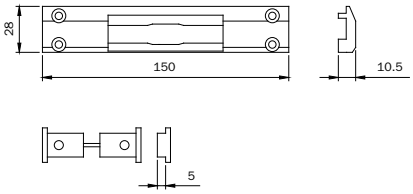

All.Co All.Co 5 Reversibile
All.Co 5 Reversibile
All.Co 5 Reversibile
All.Co 5 Sormonto
All.Co 5 Sormonto
All.Co 5 Sormonto
Metra Nuovo Nc 50 Sormonto 1 Anta / 2 Ante
Nuovo Nc 50 Sormonto 1 Anta / 2 Ante
Nuovo Nc 50 Sormonto 1 Anta / 2 Ante

Full-size scale

Oval-cylinder striking plate for rail frames. In **NYLON**.
For LOCKS series 550 - 551 - 70* - 71*
730 - 731 - 736 - 737

033030 10 - 10

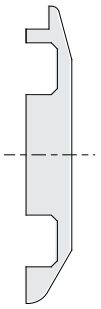

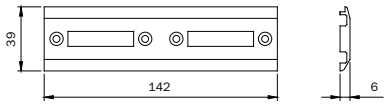

da mm 40

ALL.CO:
VZ 400/400S
ALNOR:
400
Alu-mec:
F 40
BODEGA:
BO 40/900
ESA:
NT 40G
METRA:
NC 40

Full-size scale

Oval-cylinder striking plate for frames. In **NYLON**.
For LOCKS with **DEADBOLT AND LATCHBOLT OR ROLLER**
series 750 - 751 - 752 - 753

033040 10 - 10

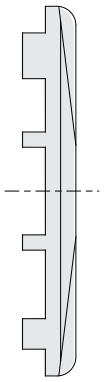

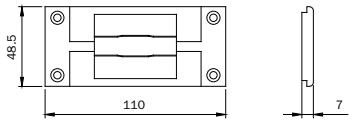

Alcoa Piana 1 Anta / Piana 1 Anta
All.Co Vz 500 / Vz 400 P / Vz 500 /
Vz 400 P
Vz 500 / Vz 400 P / Vz 500 / Vz 400 P
Alnor 500 / 500 / 500
Alu-mec F 50 / F 50 / F 50
Bodega Bo 40 / 900
Bo 40 / 900
Esa Nt 50 G
Nt 50 G
Esedra 50 Piano
50 Piano
50 Piano
Fresia Ft 50
Indinvest Te 50
Te 50
Te 50
Te 50
Metra Nc 50 B
Nc 50 B
Nc 50 B
Nc 50 B
Passerini T.G.P. 50
T.G.P. 50
T.G.P. 50

Full-size scale

Oval-cylinder striking plate for rail frames. In **NYLON**.
For LOCKS series 550 - 551 - 556 -70* - 71* - 730 - 731

033050 10 - 10

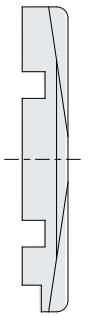

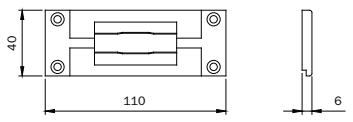

Alcoa Fb 12 Trad./Revamping
Fb 12 Trad./Revamping
Fb 12 Trad./Revamping
Gr 9
Gr 9
All.Co Vz 400 / Vz 400 S
Vz 400 / Vz 400 S
Alnor 400
400
Alu-mec F 40
F 40
Bodega Bo 50
Bo 50
Esa Nt 40 G
Nt 40 G
Esedra 40 Piano
Fresia Ft 40
Ft 40
Indinvest Te 40/45
Te 40/45
Metra Nc 40 / 40 L
Nc 40 / 40 L
Passerini T.G.P. 40
T.G.P. 40

Full-size scale

Oval-cylinder striking plate for rail frames. In **NYLON**.
For LOCKS series 550 - 551 - 70* - 71* - 730 - 731

033051 10 - 10

In nylon for metal frames

Code | Single package | Multiple package | Min. ord.

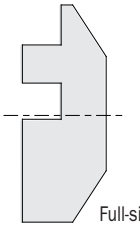
Full-size scale

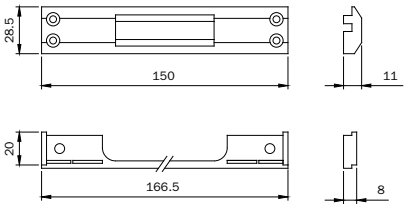

Alcoa R 40 Reversibile 1 Anta / 2 Ante
R 40 Reversibile 1 Anta / 2 Ante
R 40 Reversibile 1 Anta / 2 Ante
R 40 Sormonto 1 Anta / 2 Ante
R 40 Sormonto 1 Anta / 2 Ante
R 40 Sormonto 1 Anta / 2 Ante
R 50 Sormonto 1 Anta / 2 Ante
R 50 Sormonto 1 Anta / 2 Ante
R 50 Tt Sormonto 1 Anta / 2 Ante
R 50 Tt Sormonto 1 Anta / 2 Ante
R 60 Tt Complanare
Esa Nt 45 G 1 Anta
Nt 45 G 1 Anta
Nt 45 G 1 Anta

Oval cylinder striking plate for rail frames. In NYLON.
For LOCKS series 550 - 551 - 556 - 70* - 71* - 73*
730 - 731 — **033065** — 10 - 10

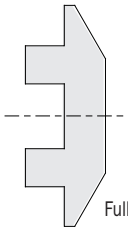
Full-size scale

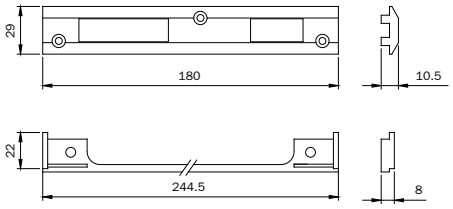

da mm 50

ALCOA: R 40 / R 50

European cylinder striking plate for frames.
In NYLON. For LOCKS with **DEADBOLT AND LATCHBOLT**
series 7 741 - 743 - 745 - 749 - 200 - 205 - 221 - 240 - 250 — **033066** — 10 - 10

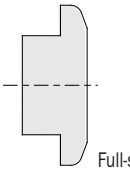
Full-size scale

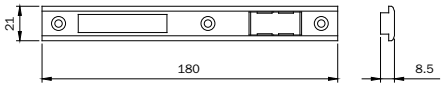

camera europea

Alcan Winner finestra
ALCOA: FB 12 TT / SE G.A.
Alu-mec: Synthesis 45 / 57 /60TT
ALUSUISSE: Alsec 2000 fin.59/69
BODEGA BGA 50 /New BT60
DOMAL: Domal Stopper PG fin.
Domal Break 52 finestra
Domal Break 70 finestra
EQUIPE Sistema 8000-Emal 40 W
ESA Isola porta
ESEDRA G 53 comp.
TT63 comp. - TT 75 comp.
FINAL: Export 50 finestra
Export 50TT finestra
INDINVEST: Gold 400 / 500 / 600
ITES: Export 40finestra
MORELLI MA 8300
OCMA FC 55 finestra
PASSERINI: Ekip 40 sorm.. 2 ante
Ekip 40 evoluzione 2 ante
Ekip 50 sormonto 2 ante
Ekip thermo

European cylinder striking plate for frames.
In NYLON. For LOCKS with **DEADBOLT AND LATCHBOLT**
series741 - 743 - 745 - 749 - 200 - 205 - 221 - 240 - 250 — **033067** — 10 - 10

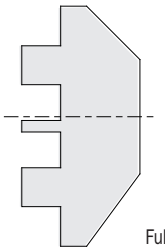
Full-size scale

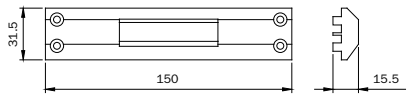

Alcoa R 50 Sormonto 1 Anta / 2 Ante
R 50 Sormonto 1 Anta / 2 Ante
R 50 Tt Sormonto 1 Anta / 2 Ante
R 50 Tt Sormonto 1 Anta / 2 Ante
Esa Nt 45 G 2 Ante
Nt 45 G 2 Ante
Nt 45 G 2 Ante

Oval-cylinder striking plate for rail frames. In **NYLON**.
For LOCKS series 550 - 551 - 556 - 70* - 71* - 73*
730 - 731 - 766 - 767 — **033064** — 10 - 10

In nylon for metal frames

	Code	Single package	Multiple package	Min. ord.
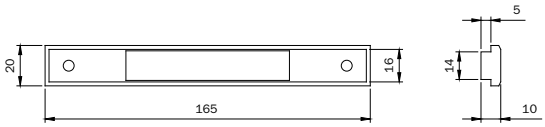 Oval cylinder front plate support for rail frames with front plate mm 16. In **NYLON**.	**033071**	10	-	10
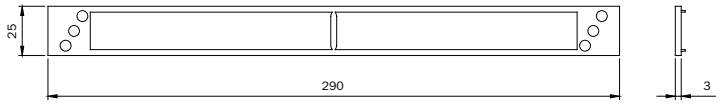 Front plate support in **NYLON 290x25** for LOCKS for European cylinder aluminium frames.	**038002**	10	-	10
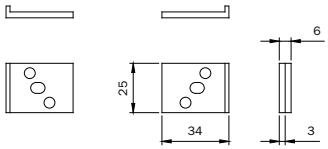 Pair of front plate support spacers in **NYLON 25x6**, For locks with European profile cylinder aluminium frames and double-bit rail frames.	**038004**	10	-	10
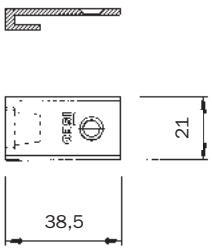 Loading spring slide for electric locks for striking plates series 03803*- 03807*-038101 038102-038103	**990841**	10	-	10
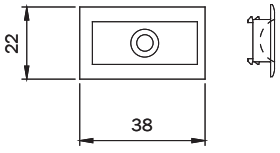 **NYLON** insert to be used with roller locks series 78* and striking plates 03860*	**040880**	10	-	10

SWISSDOOR
DØRTEKNIK FOR PROFESSIONELLE

SWISSDOOR
DØRTEKNIK FOR PROFESSIONELLE



SWISSDOOR
DØRTEKNIK FOR PROFESSIONELLE

Locks for wooden frames

Infilare 291


Certificazione di Prodotto
Product Certification
038BE/2
ISEO SERRATURE S.p.A.


ATTESTATO DI CONFORMITÀ
CERTIFICATE OF CONFORMITY
2193 - CPD - 2010

The mortice lock series 291 has obtained the product certification **038BE/1** (except for the version with roller and deadbolt only) and the certificate of conformity **CE 2193.** It is available in different finishings and locking versions. In conjunction with ISEO cylinders it provides high security to the doors.

Main features:

- steel closed lockcase on all sides: this prevents profile machining chips from entering the mechanism;
- two throws standard deadbolt or two throws anti-break and anti-saw deadbolt;
- reversible latchbolt or roller;
- center distance mm 85;
- 6 fixing holes for escutcheon and security plates;
- front plate rounded or squared mm 22, in: 24 KT gold plated brass, polished and painted brass, chrome-plated and polished brass, nickel-plated satin brass, bronze-plated and brushes brass;
- front plate rounded or squared mm 24, in stainless steel;
- operating with European profile cylinder or double handle follower.

All the updated certificates can be downloaded from our web site:
www.iseoserrature.it


Closed lockcase and fixing holes


Anti-drill and anti-saw deadbolt

Infilare 291



Cylinder to be ordered separately

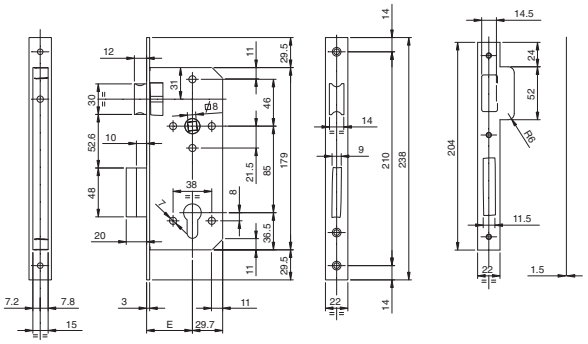

CLOSED-CASE mortice lock operating with European profile cylinder.
Two mm 10 throws. Reversible latchbolt. Handle follower mm 8.
Center distance mm 85. 6 fixing holes for escutcheons and security plates.
Striking plate. Fixing screws.

Code: **2911** X **5** XX X

Front plate | Backset | Finishes

Front plate	
Front plate mm 22	= **0**
Front plate mm 24 (only for INOX front plate)	= **4**

Backset	
Backset= mm **40**	
45	
50	
55	
60	
70	

Finishes	
Front plate 24 KT GOLD PLATED brass, 22 mm square edge	= **A**
Front plate polished and painted brass, 22 mm square edge	= **L**
Front plate chrome-plated and polished brass, 22 mm square edge	= **K**
Front plate nickel-plated satin brass, 22 mm square edge	= **N**
Front plate bronze-plated and brushed brass, 22 mm square edge	= **B**
Front plate stainless steel, 22/24 mm square edge	= **2**
Front plate stainless steel, 22/24 mm square edge, packed in nylon bags with 25 pieces each	= **2N**



Cylinder to be ordered separately

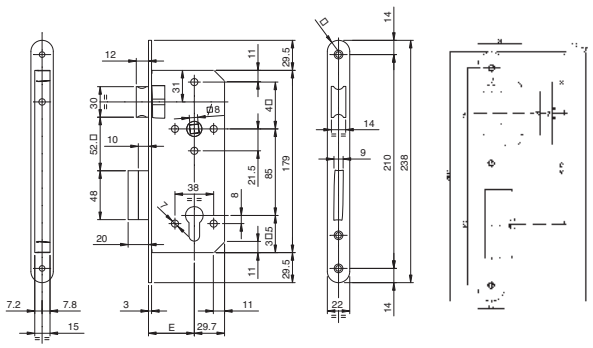

CLOSED-CASE mortice lock operating with European profile cylinder.
Two mm 10 throws. Reversible latchbolt. Handle follower mm 8.
Center distance mm 85. 6 fixing holes for escutcheons and security plates.
Striking plate. Fixing screws.

Code: **2911 15** XX X

Backset | Finishes

Backset	
Backset= mm **40**	
45	
50	
55	
60	
70	

Finishes	
Front plate 24 KT GOLD PLATED brass, 22 mm round edge	= **A**
Front plate polished and painted brass, 22 mm round edge	= **L**
Front plate chrome-plated and polished brass, 22 mm round edge	= **K**
Front plate nickel-plated satin brass, 22 mm round edge	= **N**
Front plate bronze-plated and brushed brass, 22 mm round edge	= **B**
Front plate stainless steel, 22 mm round edge	= **2**
Front plate stainless steel, 22 mm round edge, packed in nylon bags with 25 pieces each	= **2N**

Requests for any finishes or backsets will be analyzed depending on the quantity requested.

Infilare 291



Cylinder to be ordered separately

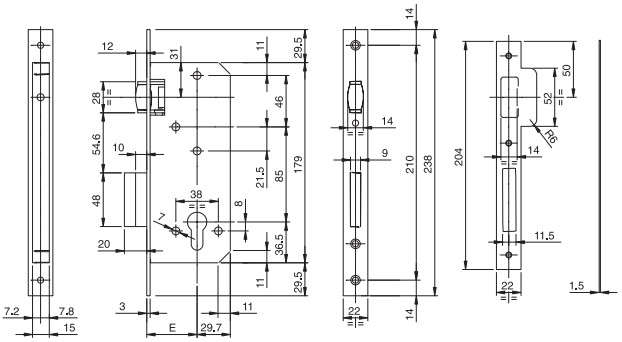

CLOSED-CASE mortice lock operating with European profile cylinder.
Two mm 10 throws.Adjustable roller.
6 fixing holes for escutcheons and security plates.
Striking plate. Fixing screws.

Front plate 24 KT GOLD PLATED brass, 22 mm square edge	= **A**
Front plate polished and painted brass, 22 mm square edge	= **L**
Front plate chrome-plated and polished brass, 22 mm square edge	= **K**
Front plate nickel-plated satin brass, 22 mm square edge	= **N**
Front plate bronze-plated and brushed brass, 22 mm square edge	= **B**
Front plate stainless steel, 22 mm square edge	= **2**
Front plate stainless steel, 22 mm square edge, packed in nylon bags with 25 pieces each	= **2N**

Backset Finishes
Code: **2912 05** XX X

Backset= mm **40**
45
50
55
60
70



Cylinder to be ordered separately

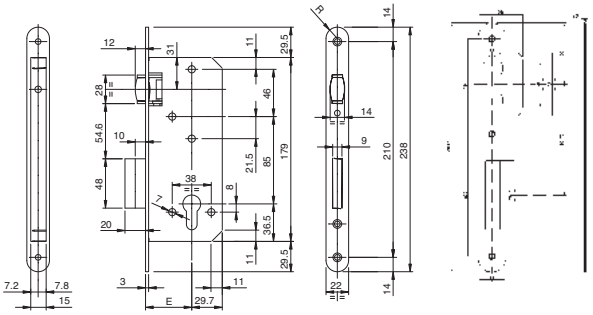

CLOSED-CASE mortice lock operating with European profile cylinder.
Two mm 10 throws.
Adjustable roller. 6 fixing holes for escutcheons and security plates.
Striking plate. Fixing screws.

Front plate 24 KT GOLD PLATED brass, 22 mm round edge	= **A**
Front plate polished and painted brass, 22 mm round edge	= **L**
Front plate chrome-plated and polished brass, 22 mm round edge	= **K**
Front plate nickel-plated satin brass, 22 mm round edge	= **N**
Front plate bronze-plated and brushed brass, 22 mm round edge	= **B**
Front plate stainless steel, 22 mm round edge	= **2**
Front plate stainless steel, 22 mm round edge, packed in nylon bags with 25 pieces each	= **2N**

Backset Finishes
Code: **2912 15** XX X

Backset= mm **40**
45
50
55
60
70

Requests for any finishes or backsets will be analyzed depending on the quantity requested.

Infilare 291



Cylinder to be ordered separately

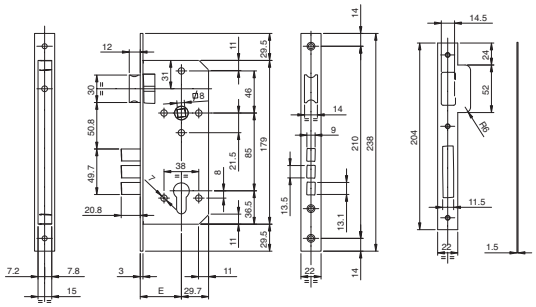

CLOSED-CASE mortice lock operating with European profile cylinder.
ANTI-SAW AND ANTI-BREAK DEADBOLT.
Two mm 10,4 throws. Reversible latchbolt. Handle follower mm 8.
Center distance mm 85. 6 fixing holes for escutcheons and security plates.
Striking plate. Fixing screws.

Code: **2911 25** XX X (Backset, Finishes)

Front plate 24 KT GOLD PLATED brass, 22 mm square edge	= **A**
Front plate polished and painted brass, 22 mm square edge	= **L**
Front plate chrome-plated and polished brass, 22 mm square edge	= **K**
Front plate nickel-plated satin brass, 22 mm square edge	= **N**
Front plate bronze-plated and brushed brass, 22 mm square edge	= **B**
Front plate stainless steel, 22 mm square edge	= **2**
Front plate stainless steel, 22 mm square edge, packed in nylon bags with 25 pieces each	= **2N**

Backset= mm **40** **45** **50** **55** **60** **70**



Cylinder to be ordered separately

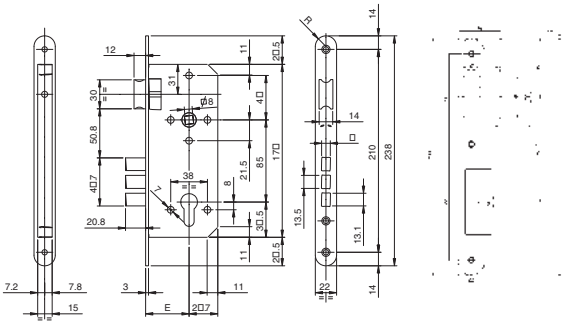

CLOSED-CASE mortice lock operating with European profile cylinder.
ANTI-SAW AND ANTI-BREAK DEADBOLT.
Two mm 10,4 throws. Reversible latchbolt. Handle follower mm 8.
Center distance mm 85. 6 fixing holes for escutcheons and security plates.
Striking plate. Fixing screws.

Code: **2911 35** XX X (Backset, Finishes)

Front plate 24 KT GOLD PLATED brass, 22 mm round edge	= **A**
Front plate polished and painted brass, 22 mm round edge	= **L**
Front plate chrome-plated and polished brass, 22 mm round edge	= **K**
Front plate nickel-plated satin brass, 22 mm round edge	= **N**
Front plate bronze-plated and brushed brass, 22 mm round edge	= **B**
Front plate stainless steel, 22 mm round edge	= **2**
Front plate stainless steel, 22 mm round edge, packed in nylon bags with 25 pieces each	= **2N**

Backset= mm **40** **45** **50** **55** **60** **70**

Requests for any finishes or backsets will be analyzed depending on the quantity requested.

Infilare 200N



The mortice lock series 200N has obtained the product certification **102BE/0** in compliance with the standard **UNI EN 12209:05.**

The mortice locks series 200N are available in different finishes and locking versions. In conjunction with ISEO cylinders they provide different levels of security to the doors.





200N series main features:
- Painted steel lockcase closed on all sides: this prevents profile machining chips from entering the mechanism.
- 6 fixing holes for escutcheons and security plates.
- Reversible latchbolt or roller.
- Deadbolt 20 mm, 2 throws.
- Operating with European profile cylinder or double handle follower (service doors).
- Latchbolt operated by handle and key.
- Center distance mm 85.
- Handle follower mm 8.
- Backset 40, 45, 50, 60, 70 mm.
- Front plate rounded or squared mm 22.

Front plate finishes:
- Gold-plated steel
- Brass-plated steel
- Chrome-plated steel
- Stainless steel



200N series main features backset 25, 30, 35:
- Painted steel lockcase closed on all sides: this prevents profile machining chips from entering the mechanism.
- Reversible latchbolt.
- Deadbolt 15 mm, 1 throws.
- 2 fixing holes 21,5 mm below and 46 mm above from the handle.
- Operating with European profile cylinder.
- Latchbolt operated by handle and key.
- Center distance mm 85.
- Handle follower mm 8.
- Backset 26, 31, 36 mm.
- Front plate rounded or squared mm 22.

Front plate finishes:
- Brass-plated steel
- Gold-plated steel on request

Infilare 200N



Cylinder and striking plate to be ordered separately

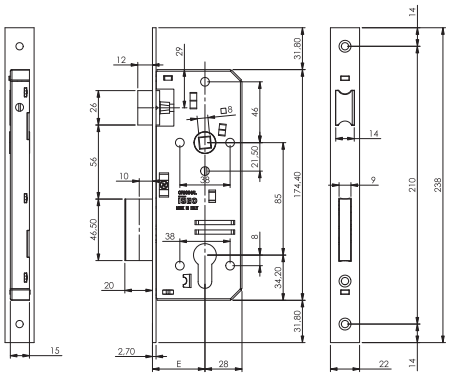

CLOSED-CASE mortice lock with LATCHBOLT and DEADBOLT, operating with European profile cylinder.
Two mm 10 throws. Reversible latchbolt.
Handle follower mm 8. Center distance mm 85.
6 fixing holes for escutcheons and security plates.
2 escutcheons. Fixing screws.

	Code	Single package	Multiple package	Min. ord.
BRASS-PLATED STEEL FRONT PLATE. SQUARE EDGE				
Backset mm 40	**200N401**	1	10	10
Backset mm 45	**200N451**	1	10	10
Backset mm 50	**200N501**	1	10	10
Backset mm 60	**200N601**	1	10	10
Backset mm 70	**200N701**	1	10	10
STAINLESS STEEL FRONT PLATE. SQUARE EDGE				
Backset mm 40	**200N402**	1	10	10
Backset mm 45	**200N452**	1	10	10
Backset mm 50	**200N502**	1	10	10
Backset mm 60	**200N602**	1	10	10
Backset mm 70	**200N702**	1	10	10
CHROME-PLATED STEEL FRONT PLATE. SQUARE EDGE				
Backset mm 40	**200N403**	1	10	10
Backset mm 45	**200N453**	1	10	10
Backset mm 50	**200N503**	1	10	10
Backset mm 60	**200N603**	1	10	10
Backset mm 70	**200N703**	1	10	10
GOLD-PAINTED STEEL FRONT PLATE. SQUARE EDGE				
Backset mm 40	**200N406**	1	10	10
Backset mm 45	**200N456**	1	10	10
Backset mm 50	**200N506**	1	10	10
Backset mm 60	**200N606**	1	10	10
Backset mm 70	**200N706**	1	10	10

Version with cylinder on request

Infilare 200N



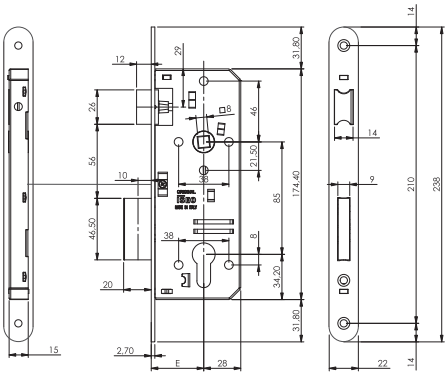

Cylinder and striking plate to be ordered separately

CLOSED-CASE mortice lock with LATCHBOLT and DEADBOLT, operating with European profile cylinder.
Two mm 10 throws. Reversible latchbolt.
Handle follower mm 8. Center distance mm 85.
6 fixing holes for escutcheons and security plates.
2 escutcheons. Fixing screws.

Code	Single package	Multiple package	Min. ord.
BRASS-PLATED STEEL FRONT PLATE. ROUND EDGE			
Backset mm 40 **210N401**	1	10	10
Backset mm 45 **210N451**	1	10	10
Backset mm 50 **210N501**	1	10	10
Backset mm 60 **210N601**	1	10	10
Backset mm 70 **210N701**	1	10	10
STAINLESS STEEL FRONT PLATE. ROUND EDGE			
Backset mm 40 **210N402**	1	10	10
Backset mm 45 **210N452**	1	10	10
Backset mm 50 **210N502**	1	10	10
Backset mm 60 **210N602**	1	10	10
Backset mm 70 **210N702**	1	10	10
CHROME-PLATED STEEL FRONT PLATE. ROUND EDGE			
Backset mm 40 **210N403**	1	10	10
Backset mm 45 **210N453**	1	10	10
Backset mm 50 **210N503**	1	10	10
Backset mm 60 **210N603**	1	10	10
Backset mm 70 **210N703**	1	10	10
GOLD-PAINTED STEEL FRONT PLATE. ROUND EDGE			
Backset mm 40 **210N406**	1	10	10
Backset mm 45 **210N456**	1	10	10
Backset mm 50 **210N506**	1	10	10
Backset mm 60 **210N606**	1	10	10
Backset mm 70 **210N706**	1	10	10

Version with cylinder on request

Infilare 200N

Code		Single package	Multiple package	Min. ord.



Cylinder and striking plate to be ordered separately

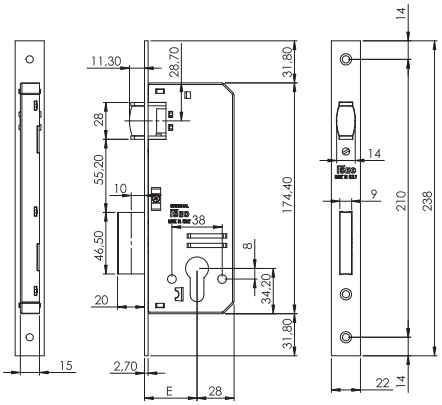

CLOSED-CASE mortice lock with ROLLER and DEADBOLT, operating with European profile cylinder.
BRASS-PLATED STEEL FRONT PLATE. SQUARE EDGE.
Two mm 10 throws. 6 fixing holes for escutcheons and security plates.
Adjustable roller. 2 escutcheons. Fixing screws.

Backset mm 40	**280N401**	1	10	10
Backset mm 45	**280N451**	1	10	10
Backset mm 50	**280N501**	1	10	10

Version with cylinder on request



Striking plate to be ordered separately

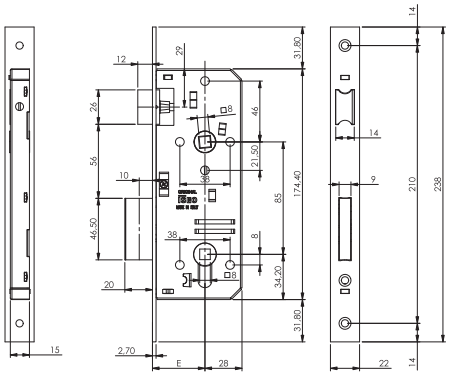

CLOSED-CASE mortice lock with LATCHBOLT and DEADBOLT, operating with DOUBLE HANDLE FOLLOWER 8 mm for locked and unlocked function.
BRASS-PLATED STEEL FRONT PLATE. SQUARE EDGE.
Two mm 10 throws. 6 fixing holes for escutcheons and security plates.
Reversible latchbolt. 2 escutcheons. Fixing screws.

Backset mm 40	**221N401**	1	10	10
Backset mm 45	**221N451**	1	10	10
Backset mm 50	**221N501**	1	10	10

Infilare 200N



Cylinder and striking plate to be ordered separately

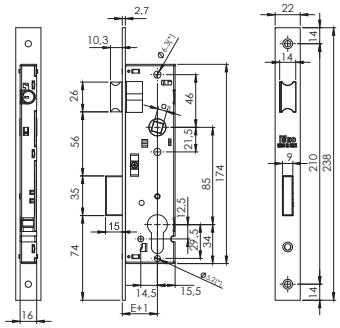

	Code	Single package	Multiple package	Min. ord.
CLOSED-CASE mortice lock with latchbolt and deadbolt, operating with European profile cylinder. **BRASS-PLATED STEEL FRONT PLATE** with **SQUARE EDGE**. One mm 15 throws. Reversible latchbolt. Latchlocking by key or HANDLE. Center distance 85 mm. Handle follower mm 8. 2 escutcheons. Fixing screws.				
Backset mm 26	**200N251**	1	10	10
Backset mm 31	**200N301**	1	10	10
Backset mm 36	**200N351**	1	10	10

Version with cylinder or gold-painted finish on request



Cylinder and striking plate to be ordered separately

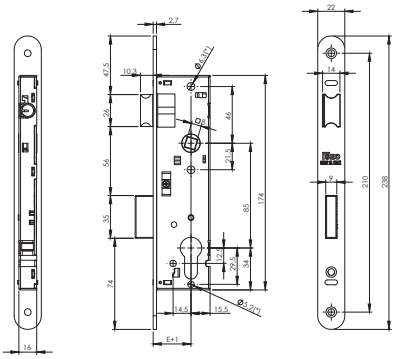

	Code	Single package	Multiple package	Min. ord.
CLOSED-CASE mortice lock with latchbolt and deadbolt, operating with European profile cylinder. **BRASS-PLATED STEEL FRONT PLATE** with **ROUND EDGE**. One mm 15 throws. Reversible latchbolt. Latchlocking by key or HANDLE. Center distance 85 mm. Handle follower mm 8. 2 escutcheons. Fixing screws.				
Backset mm 26	**210N251**	1	10	10
Backset mm 31	**210N301**	1	10	10
Backset mm 36	**210N351**	1	10	10

Version with cylinder or gold-painted finish on request

Infilare 200N



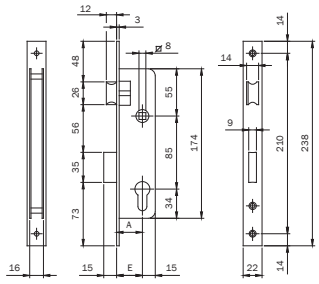

Open-case mortice lock with latchbolt and deadbolt, operating with European profile cylinder.
BRASS-PLATED STEEL FRONT PLATE with **SQUARE EDGE**. mm 15 throw.
Reversible latchbolt. Handle follower mm 8. 2 escutcheons. Fixing screws.

	Code	Single package	Multiple package	Min. ord.
Backset mm 26	■ **200251**	1	10	10
Backset mm 31	■ **200301**	1	10	10
Backset mm 36	■ **200351**	1	10	10

Version with cylinder on request



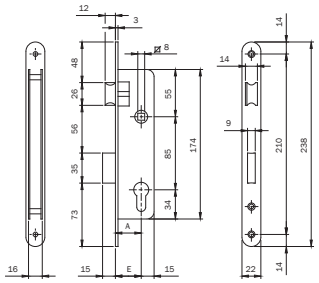

Open-case mortice lock with latchbolt and deadbolt, operating with European profile cylinder.
BRASS-PLATED STEEL FRONT PLATE with **ROUND EDGE**.
mm 15 throw. Handle follower mm 8. 2 escutcheons. Fixing screws.

	Code	Single package	Multiple package	Min. ord.
Backset mm 26	■ **210251**	1	10	10
Backset mm 31	■ **210301**	1	10	10
Backset mm 36	■ **210351**	1	10	10

Version with cylinder on request

■ = Discontinued

Infilare 200



Cylinder and striking plate to be ordered separately

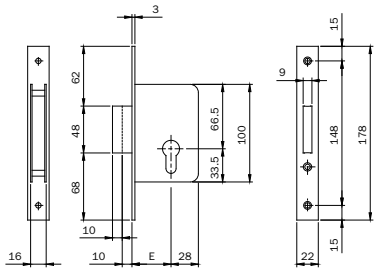

Open-case mortice lock operating with European profile cylinder.
BRASS-PLATED STEEL FRONT PLATE with **SQUARE EDGE**. Two mm 10 throws.
Version with deadbolt only. 2 escutcheons. Fixing screws.

	Code		Multiple package	Min. ord.
Backset mm 35	**201351**	1	10	10
Backset mm 40	**201401**	1	10	10
Backset mm 45	**201451**	1	10	10
Backset mm 50	**201501**	1	10	10
Backset mm 60	**201601**	1	10	10

Version with cylinder on request

2001



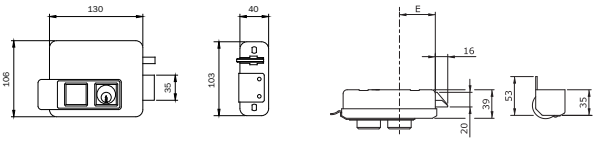



Key blank
020259

	Code		Single package	Multiple package	Min. ord.
Electric rim lock, painted, **RIGHT-HAND**. **12Vac 15W.** Internal cylinder and external detached cylinder. Self-locking latchbolt. Detached self-loading spring with adjustable force. **3 KEYS**. Adjustable keep with blade. Instructions sheets. Fixing screws.					
Backset mm 50	**521010505**		1	6	6
Backset mm 60	**521010605**		1	6	6
Backset mm 70	**521010705**		1	6	6
Backset mm 80	**521010805**		1	6	6
Electric rim lock, painted, **LEFT-HAND. 12Vac 15W.** Internal cylinder and external detached cylinder. Self-locking latchbolt. Detached self-loading spring with adjustable force. **3 KEYS**. Adjustable keep with blade. Instructions sheets. Fixing screws.					
Backset mm 50	**521020505**		1	6	6
Backset mm 60	**521020605**		1	6	6
Backset mm 70	**521020705**		1	6	6
Backset mm 80	**521020805**		1	6	6



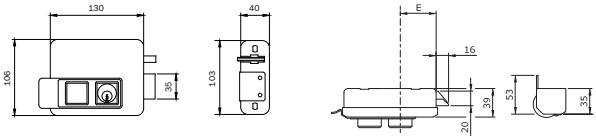

Key blank
020259

	Code		Single package	Multiple package	Min. ord.
Electric rim lock, painted, **RIGHT-HAND. 12Vac 15W.** Internal pushbutton and detached external cylinder. Self-locking latchbolt. Detached self-loading spring with adjustable force. **3 KEYS**. Adjustable keep with blade. Instructions sheet. Fixing screws.					
Backset mm 50	**521110505**		1	6	6
Backset mm 60	**521110605**		1	6	6
Backset mm 70	**521110705**		1	6	6
Backset mm 80	**521110805**		1	6	6
Electric rim lock, painted, **LEFT-HAND. 12Vac 15W.** Internal pushbutton and detached external cylinder. Self-locking latchbolt. Detached self-loading spring with adjustable force. **3 KEYS**. Adjustable keep with blade. Instructions sheet. Fixing screws.					
Backset mm 50	**521120505**		1	6	6
Backset mm 60	**521120605**		1	6	6
Backset mm 70	**521120705**		1	6	6
Backset mm 80	**521120805**		1	6	6

2001



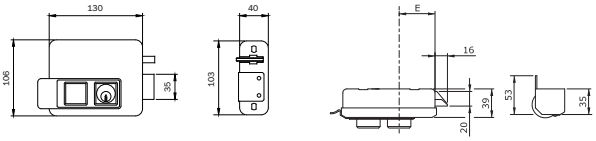



Key blank
020259

	Code	Single package	Multiple package	Min. ord.
Electric rim lock, painted, **RIGTH-HAND. 12Vac 15W.** Internal pushbutton, internal cylinder for **PUSHBUTTON LOCKING** or **HOLD-OPEN** function, and external detached cylinder. Self-locking latchbolt. Detached self-loading spring with adjustable force. **3 KEYS**. Adjustable keep with blade. Instructions sheet. Fixing screws.				
Backset mm 50	**521310505**	1	6	6
Backset mm 60	**521310605**	1	6	6
Backset mm 70	**521310705**	1	6	6
Backset mm 80	**521310805**	1	6	6
Electric rim lock, painted, **LEFT-HAND. 12Vac 15W.** Internal pushbutton, internal cylinder for **PUSHBUTTON LOCKING** or **HOLD-OPEN** function, and external detached cylinder. Self-locking latchbolt. Detached self-loading spring with adjustable force. **3 KEYS**. Adjustable keep with blade. Instructions sheet. Fixing screws.				
Backset mm 50	**521320505**	1	6	6
Backset mm 60	**521320605**	1	6	6
Backset mm 70	**521320705**	1	6	6



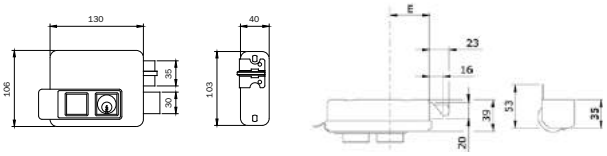



Key blank
020259

	Code	Single package	Multiple package	Min. ord.
Electric rim lock, painted, **RIGHT-HAND. 12Vac 15W.** Internal cylinder and external detached cylinder. Two throws. Self-locking latchbolt with built-in loading spring with adjustable force. **3 KEYS**. Adjustable keep with blade. Instructions sheet. Fixing screws.				
Backset mm 50	**531010505**	1	6	6
Backset mm 60	**531010605**	1	6	6
Backset mm 70	**531010705**	1	6	6
Backset mm 80	**531010805**	1	6	6
Electric rim lock, painted, **LEFT-HAND. 12Vac 15W.** Internal cylinder and external detached cylinder. Two throws. Self-locking latchbolt with built-in loading spring with adjustable force. **3 KEYS**. Adjustable keep with blade. Instructions sheet. Fixing screws.				
Backset mm 50	**531020505**	1	6	6
Backset mm 60	**531020605**	1	6	6
Backset mm 80	**531020805**	1	6	6

2001



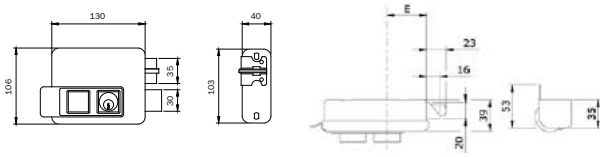



Key blank
020259

Code	Single package	Multiple package	Min. ord.
Electric rim lock, painted, **RIGHT-HAND. 12Vac 15W.** Internal pushbutton. Two throws operated by internal cylinder and external detached cylinder. Self-locking latchbolt with built-in loading spring with adjustable force. **3 KEYS**. Adjustable keep with blade. Instructions sheet. Fixing screws.			
Backset mm 50 **531210505**	1	6	6
Backset mm 60 **531210605**	1	6	6
Backset mm 70 **531210705**	1	6	6
Backset mm 80 **531210805**	1	6	6
Electric rim lock, painted, **LEFT-HAND. 12Vac 15W.** Internal pushbutton. Two throws operated by internal cylinder and external detached cylinder. Self-locking latchbolt with built-in loading spring with adjustable force. **3 KEYS**. Adjustable keep with blade. Instructions sheet. Fixing screws.			
Backset mm 50 **531220505**	1	6	6
Backset mm 60 **531220605**	1	6	6
Backset mm 70 **531220705**	1	6	6
Backset mm 80 **531220805**	1	6	6

Doors opening direction.

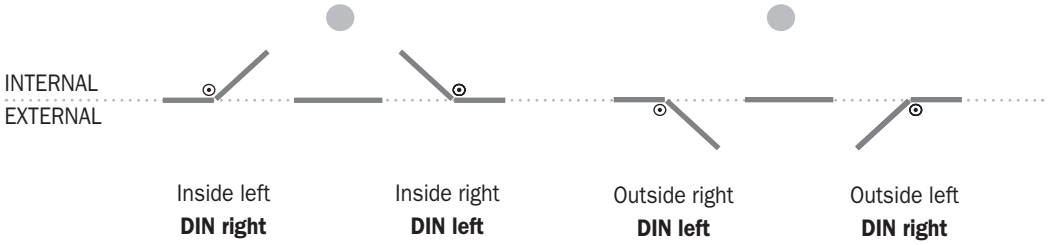

Elettrica 500



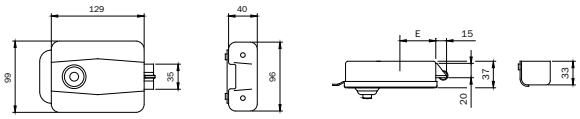



Key blank
020259

Electric rim lock, painted, **LEFT- OR RIGHT-HAND. 12Vac 15W.**
Internal pushbutton and external detached cylinder. Self-locking latchbolt with built-in loading spring.
3 KEYS. Adjustable keep. Instructions sheet.

	Code	Single package	Multiple package	Min. ord.
Backset mm 50	**511500**	1	10	10
Backset mm 60	**511600**	1	10	10
Backset mm 70	**511700**	1	10	10
Backset mm 80	**511800**	1	10	10

Portoncino



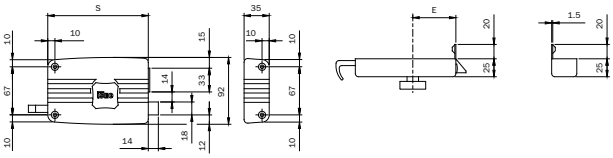



Key blank
020259

Code	S
40*402	80
40*502	100
40*603	120
40*703	140

	Code	Single package	Multiple package	Min. ord.
Rim lock, **RIGHT-HAND**, with internal knob and external detached cylinder, separate latchbolt with internal rod and external latchlocking by key. **3 KEYS**. Keep. Screws.				
2-throw deadbolt. Backset mm 40	**401402**	1	10	10
2-throw deadbolt. Backset mm 50	**401502**	1	10	10
3-throw deadbolt. Backset mm 60	**401603**	1	10	10
3-throw deadbolt. Backset mm 70	**401703**	1	10	10
Rim lock, **LEFT-HAND**, with internal knob and external detached cylinder, separate latchbolt with internal rod and external latchlocking by key. **3 KEYS**. Keep. Screws.				
2-throw deadbolt. Backset mm 40	**402402**	1	10	10
2-throw deadbolt. Backset mm 50	**402502**	1	10	10
3-throw deadbolt. Backset mm 60	**402603**	1	10	10
3-throw deadbolt. Backset mm 70	**402703**	1	10	10



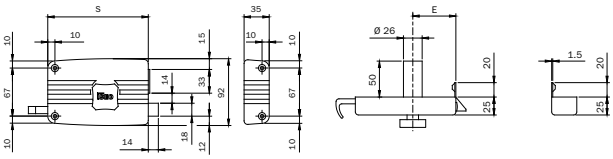



Key blank
020259

Code	S
41*402	80
41*502	100
41*603	120
41*703	140

	Code	Single package	Multiple package	Min. ord.
Rim lock, **RIGHT-HAND**, with internal knob and fixed external cylinder Ø mm 26x50, separate latchbolt with internal rod and external latchlocking by key. **3 KEYS**. Keep. Escutcheon.				
2-throw deadbolt. Backset mm 40	**411402**	2	10	10
2-throw deadbolt. Backset mm 50	**411502**	2	10	10
3-throw deadbolt. Backset mm 60	**411603**	2	10	10
3-throw deadbolt. Backset mm 70	**411703**	2	10	10
Rim lock, **LEFT-HAND**, with internal knob and fixed external cylinder Ø mm 26x50, separate latchbolt with internal rod and external latchlocking by key. **3 KEYS**. Keep. Escutcheon.				
2-throw deadbolt. Backset mm 40	**412402**	2	10	10
2-throw deadbolt. Backset mm 50	**412502**	2	10	10
3-throw deadbolt. Backset mm 60	**412603**	2	10	10
3-throw deadbolt. Backset mm 70	**412703**	2	10	10

Portoncino



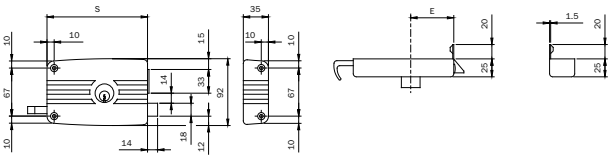



Key blank
020259

Code	S
42*402	80
42*502	100
42*603	120
42*703	140

Rim lock, **RIGHT-HAND**, with internal cylinder and external detached cylinder, separate latchbolt with internal rod and external latchlocking by key. **3 KEYS**. Keep. Screws.

	Code		Single package	Multiple package	Min. ord.
2-throw deadbolt. Backset mm 40	**421402**		1	10	10
2-throw deadbolt. Backset mm 50	**421502**		1	10	10
3-throw deadbolt. Backset mm 60	**421603**		1	10	10
3-throw deadbolt. Backset mm 70	**421703**		1	10	10

Rim lock, **LEFT-HAND**, with internal cylinder and external detached cylinder, separate latchbolt with internal rod and external latchlocking by key. **3 KEYS**. Keep. Screws.

2-throw deadbolt. Backset mm 40	**422402**		1	10	10
2-throw deadbolt. Backset mm 50	**422502**		1	10	10
3-throw deadbolt. Backset mm 60	**422603**		1	10	10
3-throw deadbolt. Backset mm 70	**422703**		1	10	10



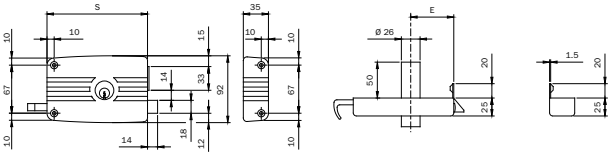



Key blank
020259

Code	S
43*402	80
43*502	100
43*603	120
43*703	140

Rim lock, **RIGHT-HAND**, with internal cylinder and fixed external cylinder Ø mm 26x50, separate latchbolt with internal rod and external latchlocking by key. **3 KEYS**. Keep. Escutcheon.

2-throw deadbolt. Backset mm 40	**431402**		2	10	10
2-throw deadbolt. Backset mm 50	**431502**		2	10	10
3-throw deadbolt. Backset mm 60	**431603**		2	10	10
3-throw deadbolt. Backset mm 70	**431703**		2	10	10

Rim lock, **LEFT-HAND**, with internal cylinder and fixed external cylinder Ø mm 26x50, separate latchbolt with internal rod and external latchlocking by key. **3 KEYS**. Keep. Escutcheon.

2-throw deadbolt. Backset mm 40	**432402**		2	10	10
2-throw deadbolt. Backset mm 50	**432502**		2	10	10
3-throw deadbolt. Backset mm 60	**432603**		2	10	10
3-throw deadbolt. Backset mm 70	**432703**		2	10	10



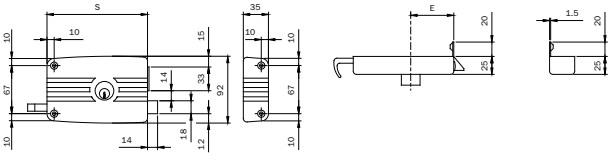



Key blank
020259

Code	S
42*502E	100
42*603E	120
42*703E	140

Rim lock for wooden frames, **RIGHT-HAND**, with internal cylinder and external detached cylinder, separate latchbolt with internal rod and external latchlocking by key. **3 KEYS**. Keep. Screws.
PACKAGING: 30-PIECE BOX.

2-throw deadbolt. Backset mm 50	**421502E**		2	30	30
3-throw deadbolt. Backset mm 60	**421603E**		2	30	30
3-throw deadbolt. Backset mm 70	**421703E**		2	30	30

Portoncino

	Code	Single package	Multiple package	Min. ord.
Rim lock, **LEFT-HAND**, with internal cylinder and externaldetached cylinder, separate latchbolt with internal rod and external latchlocking by key. **3 KEYS**. Keep. Screws. **PACKAGING: 30-PIECE BOX.**				
2-throw deadbolt. Backset mm 50	**422502E**	2	30	30
3-throw deadbolt. Backset mm 60	**422603E**	2	30	30
3-throw deadbolt. Backset mm 70	**422703E**	2	30	30



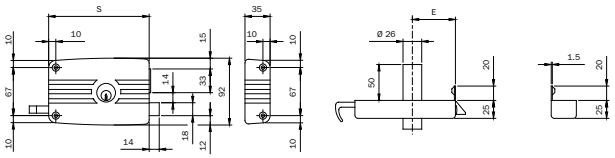



Key blank 020259

Code	S
43*502E	100
43*603E	120
43*703E	140

	Code	Single package	Multiple package	Min. ord.
Rim lock, **RIGHT-HAND**, with internal cylinder and fixed external cylinder Ø mm 26x50, separate latchbolt with internal rod and external latchlocking by key. **3 KEYS**. Keep. Screw nut. **PACKAGING: 30-PIECE BOX.**				
2-throw deadbolt. Backset mm 50	**431502E**	2	30	30
3-throw deadbolt. Backset mm 60	**431603E**	2	30	30
3-throw deadbolt. Backset mm 70	**431703E**	2	30	30
Rim lock, **LEFT-HAND**, with internal cylinder and fixed external cylinder Ø mm 26x50, separate latchbolt with internal rod and external latchlocking by key. **3 KEYS**. Keep. Escutcheon. **PACKAGING: 30-PIECE BOX.**				
2-throw deadbolt. Backset mm 50	**432502E**	2	30	30
3-throw deadbolt. Backset mm 60	**432603E**	2	30	30
3-throw deadbolt. Backset mm 70	**432703E**	2	30	30



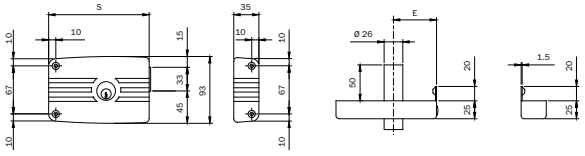



Key blank 020259

Code	S
43*502	100
43*603	120
43*703	140

	Code	Single package	Multiple package	Min. ord.
Rim lock, **RIGHT-HAND**, with internal cylinder and external fixed cylinder Ø mm 26x50. **3 KEYS**. Keep. Escutcheon.				
2-throw deadbolt. Backset mm 50	**437502**	2	10	10
3-throw deadbolt. Backset mm 60	**437603**	2	10	10
3-throw deadbolt. Backset mm 70	**437703**	2	10	10
Rim lock, **LEFT-HAND**, with internal cylinder and external fixed cylinder Ø mm 26x50. **3 KEYS**. Keep. Escutcheon.				
2-throw deadbolt. Backset mm 50	**438502**	2	10	10
3-throw deadbolt. Backset mm 60	**438603**	2	10	10
3-throw deadbolt. Backset mm 70	**438703**	2	10	10

Portoncino

	Code	Single package	Multiple package	Min. ord.





Key blank
020259

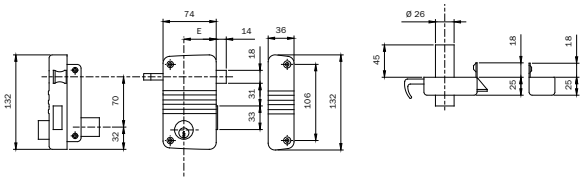

VERTICAL, **RIGHT-HAND** rim lock. Internal cylinder and external fixed cylinder Ø mm 26x50, separate latchbolt with internal rod and external latchlocking by key. 2-throw deadbolt. Backset mm 45. **3 KEYS**. Keep. Escutcheon. **425010450** 2 10 10

VERTICAL, **LEFT-HAND** rim lock. Internal cylinder and external fixed cylinder Ø mm 26x50, separate latchbolt with internal rod and external latchlocking by key. 2-throw deadbolt. Backset mm 45. **3 KEYS**. Keep. Escutcheon. **425020450** 2 10 10





Key blank
020259

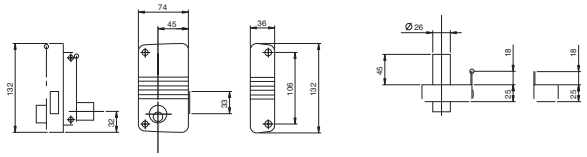

VERTICAL, RIGHT-HAND rim lock. Internal cylinder and external fixed cylinder Ø mm 26x50, 2-throw deadbolt. Backset mm 45. **3 KEYS**. Keep. Escutcheon. **435010450** 2 10 10

VERTICAL, LEFT-HAND rim lock. Internal cylinder and external fixed cylinder Ø mm 26x50, 2-throw deadbolt. Backset mm 45. **3 KEYS**. Keep. Escutcheon. **435020450** 2 10 10





Key blank
020259

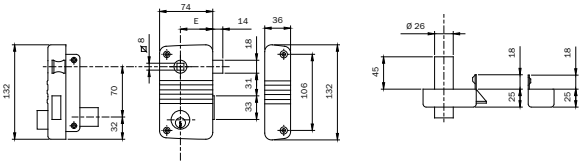

VERTICAL, RIGHT-HAND rim lock. Internal cylinder and external fixed cylinder Ø mm 26x50. Separate latchbolt, handle follower mm 8. Centre distance cylinder follower mm 70. 2-throw deadbolt. Backset mm 45. **3 KEYS**. Keep. Escutcheon. **495018450** 2 10 10

VERTICAL, LEFT-HAND rim lock. Internal cylinder and external fixed cylinder Ø mm 26x50, Separate latchbolt, handle follower mm 8. Centre distance cylinder follower 70 mm. 2-throw deadbolt. Backset mm 45. **3 KEYS**. Keep. Escutcheon. **495028450** 2 10 10

Ferroglietto



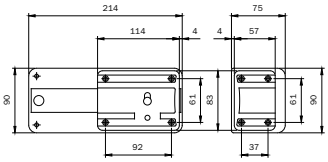



Key blank
020259

Rim lock, with internal unlatching knob and **EXTERNAL DETACHED CYLINDER**,
3 KEYS. **6-THROW DEADBOLT**. Keep. Screws.

	Code			
Backset mm 40	**300406**	2	10	10
Backset mm 50	**300506**	2	10	10
Backset mm 60	**300606**	2	10	10



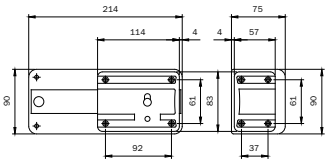



Key blank
020259

Rim lock, with internal unlatching knob and **EXTERNAL FIXED CYLINDER** Ø mm 26x50
3 KEYS. **6-THROW DEADBOLT**. Keep. Escutcheon.

	Code			
Backset mm 40	**310406**	2	10	10
Backset mm 50	**310506**	2	10	10
Backset mm 60	**310606**	2	10	10



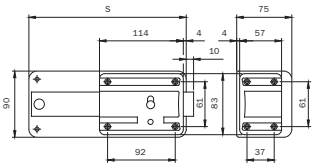



Key blank
020259

Rim lock, with internal unlatching knob and **EXTERNAL DETACHED CYLINDER**,
3 KEYS. **5-THROW DEADBOLT + BUILT-IN LATCHBOLT**. Keep. Screws.

	Code			
Backset mm 40	**320405**	2	10	10
Backset mm 50	**320505**	2	10	10
Backset mm 60	**320605**	2	10	10

Rim lock, with internal unlatching knob and **EXTERNAL DETACHED CYLINDER**,
3 KEYS. **7-THROW DEADBOLT + BUILT-IN LATCHBOLT**. Keep. Screws.

	Code			
Backset mm 40	**320407**	2	10	10
Backset mm 50	**320507**	2	10	10
Backset mm 60	**320607**	2	10	10

Ferroglietto





Key blank
020259

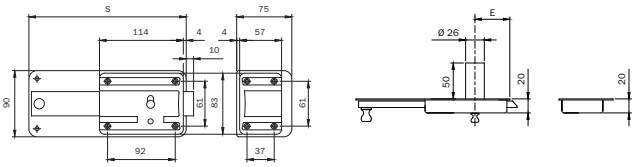

	Code	Single package	Multiple package	Min. ord.
Rim lock, with internal unlatching knob and **EXTERNAL FIXED CYLINDER** Ø mm 26x50				
3 KEYS. 5-THROW DEADBOLT+BUILT-IN LATCHBOLT. Keep. Eschutcheon.				
Backset mm 40	**330405**	2	10	10
Backset mm 50	**330505**	2	10	10
Backset mm 60	**330605**	2	10	10
Rim lock, with internal unlatching knob and **EXTERNAL FIXED CYLINDER** Ø mm 26x50				
3 KEYS. **7-THROW DEADBOLT+BUILT-IN LATCHBOLT**. Keep. Eschutcheon.				
Backset mm 40	**330407**	2	10	10
Backset mm 50	**330507**	2	10	10
Backset mm 60	**330607**	2	10	10





Key blank
020259

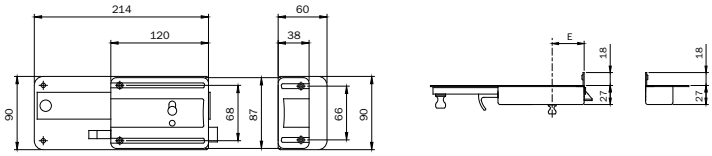

	Code	Single package	Multiple package	Min. ord.
Rim lock, with internal unlatching knob and **EXTERNAL DETACHED CYLINDER,**				
separate latchbolt with internal rod and external latchlocking by key.				
6-THROW DEADBOLT. **3 KEYS**. Keep. Screws.				
Backset mm 50	**340506**	2	10	10
Backset mm 60	**340606**	2	10	10
Backset mm 70	**340706**	2	10	10





Key blank
020259

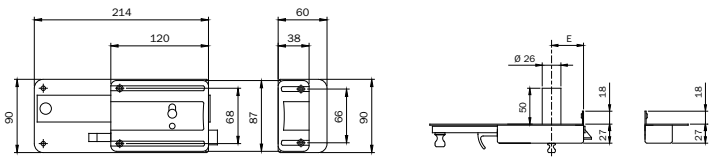

	Code	Single package	Multiple package	Min. ord.
Rim lock, with internal unlatching knob and **EXTERNAL FIXED CYLINDER**				
Ø mm 26x50, separate latchbolt with internal rod and external latchlocking by key.				
6-THROW DEADBOLT. **3 KEYS**. Keep. Screws.				
Backset mm 50	**350506**	2	10	10
Backset mm 60	**350606**	2	10	10
Backset mm 70	**350706**	2	10	10

Verrou



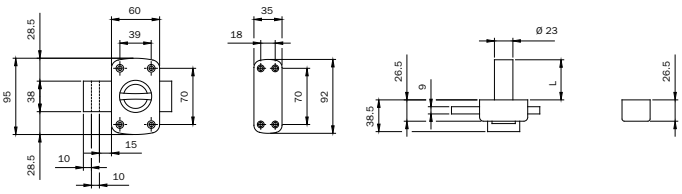



Key blank
020259

Rim lock, painted, **BOTH RIGHT- AND LEFT HAND.** Internal knob and external cylinder Ø 26.
Two mm 10 throws. Keep, cylinder escutcheon, assembly template,
fixing screws, **3 KEYS.**

	Code	Single package	Multiple package	Min. ord.
Cylinder length mm 40	**460400**	1	10	10
Cylinder length mm 45	**460450**	1	10	10
Cylinder length mm 50	**460500**	1	10	10
Cylinder length mm 60	**460600**	1	10	10



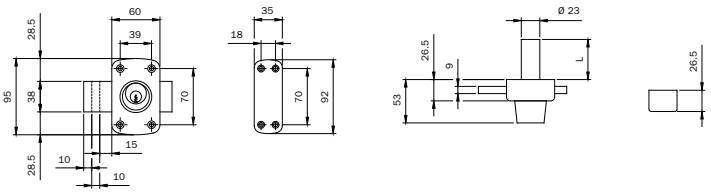



Key blank
020259

Rim lock, painted, **BOTH RIGHT- AND LEFT HAND**. Double cylinder Ø 26.
Two mm 10 throws. Keep, cylinder escutcheon, assembly template,
fixing screws, **3 KEYS**.

	Code	Single package	Multiple package	Min. ord.
Cylinder length mm 40	**470400**	1	10	10
Cylinder length mm 45	**470450**	1	10	10
Cylinder length mm 50	**470500**	1	10	10
Cylinder length mm 60	**470600**	1	10	10

Furniture locks



Key blank
020149

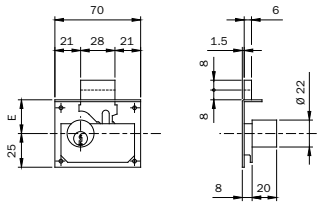

FITTING furniture lock, zinc-plated case, brass cylinder Ø mm 22x20.
Escutcheon and striking plate.

	Code	Single package	Multiple package	Min. ord.
Backset mm 25. 1 throw	**100251**	10	-	10
Backset mm 30. 2 throws	**100301**	10	-	10
Backset mm 35. 2 throws	**100351**	10	-	10
Backset mm 40. 2 throws	**100401**	10	-	10
Backset mm 45. 2 throws	**100451**	10	-	10
Backset mm 50. 2 throws	**100501**	10	-	10



Key blank
020149

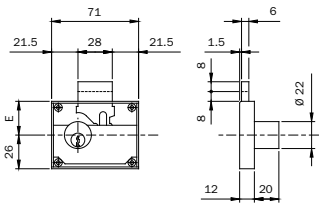

RIM furniture lock, zinc-plated case, brass cylinder Ø mm 22x20.
Escutcheon and striking plate.

	Code	Single package	Multiple package	Min. ord.
Backset mm 25. 1 throw	**102251**	10	-	10
Backset mm 30. 2 throws	**102301**	10	-	10
Backset mm 35. 2 throws	**102351**	10	-	10
Backset mm 40. 2 throws	**102401**	10	-	10
Backset mm 50. 2 throws	**102501**	10	-	10



Key blank
020149

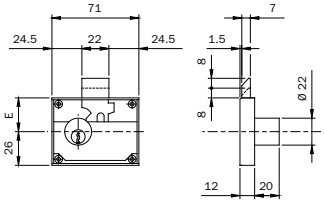

RIM furniture lock, zinc-plated case, brass cylinder Ø mm 22x20.
Escutcheon and striking plate.

	Code	Single package	Multiple package	Min. ord.
Backset mm 30. 1 throw with built-in latchbolt	**103301**	10	-	10

Furniture locks

	Code	Single package	Multiple package	Min. ord.
 Key blank 020149				
Rim lock for **DRAWER AND VERTICAL WING**, zinc-plated case. Escutcheon. Key removal when locked.				
Brass cylinder Ø mm 22x20	**106214**	10	-	10
Nickel-plated brass cylinder Ø mm 22x20	**106219**	10	-	10

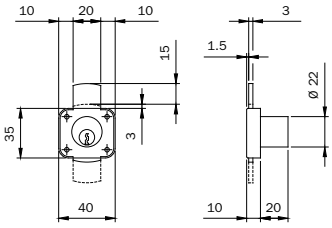

	Code	Single package	Multiple package	Min. ord.
 Key blank 020149				
Rim lock for **RIGHT-HAND WING**, zinc-plated case. Escutcheon. Key removal when locked.				
Brass cylinder Ø mm 22x20	**107214**	10	-	10
Nickel-plated brass cylinder Ø mm 22x20	**107219**	10	-	10

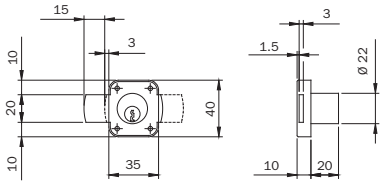

	Code	Single package	Multiple package	Min. ord.
 Key blank 020149				
Rim lock for **LEFT-HAND WING**, zinc-plated case. Escutcheon. Key removal when locked.				
Brass cylinder Ø mm 22x20	**108214**	10	-	10
Nickel-plated brass cylinder Ø mm 22x20	**108219**	10	-	10

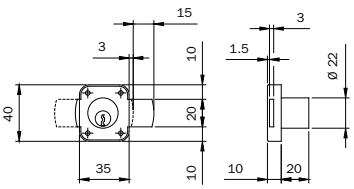

Accessories

	Code	Single package	Multiple package	Min. ord.
 Pair of standard coils **12Vac 15W.** For rim lock series 500-505-510.	**050020**	10	-	10
 Pair of standard coils **12Vac 15W.** For rim locks series 52**-53**.	**050035**	10	-	10
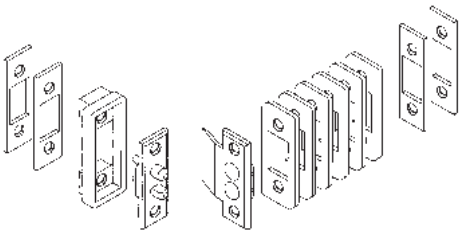 Pair of pressure electrical contacts **FOR 12V ELECTRIC LOCKS**. Six spacers mm 2x22. Four spacers mm 2x16. One spacer mm 5. Instructions.	**050060**	10	-	10
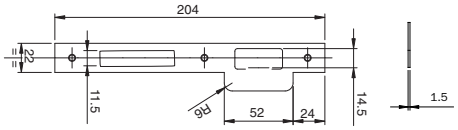 Flat striking plate, square edge, with blade, for locks for wooden frames series 200-200N-221-221N.				
BRASS-PLATED STEEL mm 204x22x1,5	**032011**	10	-	10
GOLD PAINTED STEEL mm 204x22x1,5	**032016**	10	-	10
BRASS mm 204x22x1,5	**032017**	10	-	10
CHROME-PLATED STEEL mm 204x22x1,5	**032013**	10	-	10
STAINLESS STEEL mm 204x22x1,5	**032010**	10	-	10
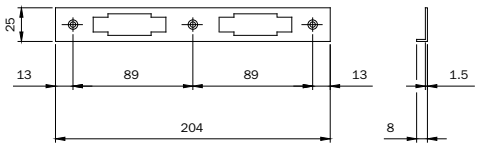 Angle striking plate for locks for wooden frames series 200N-221N.				
BRASS-PLATED STEEL mm 204x25x8x1,5	**032021**	10	-	10
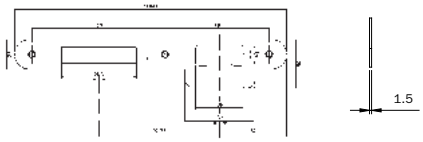 Flat striking plate, round edge, with blade, for locks for wooden frames series 210-210N.				
BRASS-PLATED STEEL mm 204x22x1,5	**032031**	10	-	10
GOLD PAINTED STEEL mm 204x22x1,5	**032036**	10	-	10

Accessories

	Code	Single package	Multiple package	Min. ord.

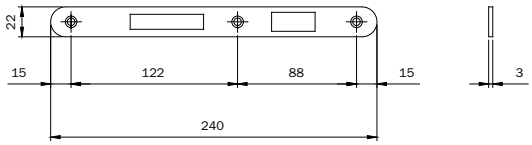

Flat, heavy striking plate, round edge, for locks for wooden frames series 210-210N.

BRASS-PLATED STEEL mm 240x22x3	**032051**	10	-	10
CHROME-PLATED STEEL mm 240x22x3	**032053**	10	-	10

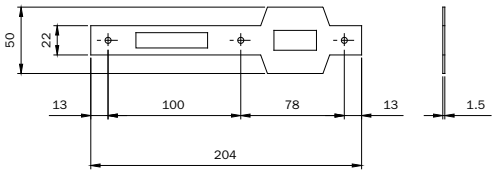

Flat striking plate, square edge, with double blade for roller locks for wooden frames series 280N.

BRASS-PLATED STEEL mm 204x22x1,5	**032111**	10	-	10

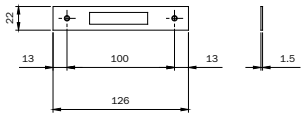

Flat striking, square edge, for locks for wooden frames with deadbolt only series 201.

BRASS-PLATED mm 126x22x1,5	**032071**	10	-	10

Accessories

	Code	Single package	Multiple package	Min. ord.
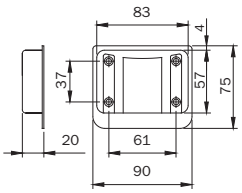 **PAINTED STEEL** keep. Standard version for series 300-310-320-330.	**035015**	10	-	10
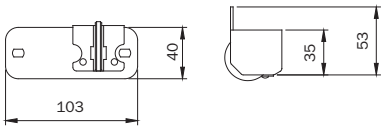 Keep with blade for electric locks series 5310-5312-5314. **PAINTED STEEL. STAINLESS STEEL** sliding plate. left-hand	**050123**	5	-	5
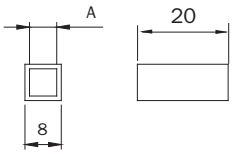 Reduction for handle follower from mm 8 to mm 6.	**040860**	100	-	100
Reduction for handle follower from mm 8 to mm 7.	**040870**	100	-	100
 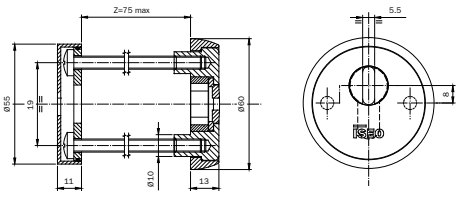 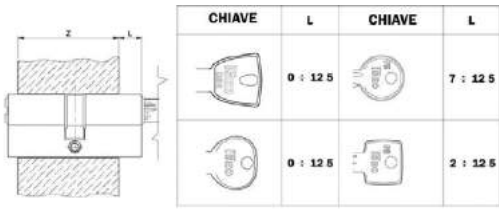 Escutcheon for European profile cylinder, inside fixing. **IN CARBONITRIDED STEEL, BRASS-PLATED** and **TRANSPARENT PAINT.** External protection plate. External escutcheon. **ANTI-DRILL DISK.** Disk spacer. Spacing ring. Internal plate. Internal escutcheon. Gasket. Fixing screws.	**043030**	1	-	1

Mortice locks



CODICE	E	L
1301.00.40	40	92
1301.00.50	50	100
1301.00.60	60	108
1301.00.70	70	118

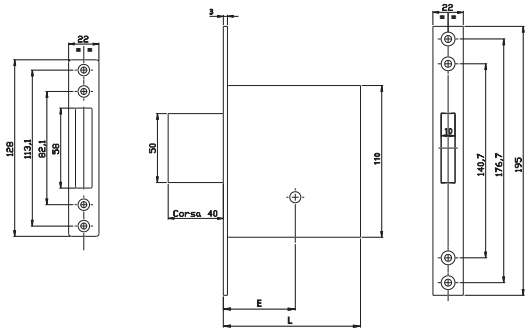

		Code	Multiple package	Min. ord.
CLOSED-CASE mortice lock with DEADBOLT only.				
FOREND AND STRIKING-PLATE IN SATINATED BRASS, VARNISHED.				
Four throws. 1 cross-key KA cod. 91.01.75				
Backset mm 40		**1301.10.40**	1 -	1
Backset mm 50		**1301.10.50**	1 -	1
Backset mm 60		**1301.10.60**	1 -	1
Backset mm 70		**1301.10.70**	1 -	1
CLOSED-CASE mortice lock with DEADBOLT only.				
FOREND AND STRIKING-PLATE IN SATINATED BRASS, VARNISHED.				
Four throws. 3 cross-keys cod. 91.01.75				
Backset mm 40		**1301.00.40**	1 -	1
Backset mm 50		**1301.00.50**	1 -	1
Backset mm 60		**1301.00.60**	1 -	1
Backset mm 70		**1301.00.70**	1 -	1



E	CODICE	CODICE KA
50	1321.00.50	1321.10.50
60	1321.00.60	1321.10.60
70	1321.00.70	1321.10.70

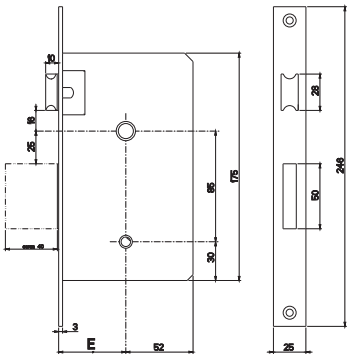

		Code	Multiple package	Min. ord.
CLOSED-CASE mortice lock with LATCHBOLT AND DEADBOLT.				
FOREND AND STRIKING-PLATE IN SATINATED BRASS, VARNISHED.				
Four throws and latch. 1 cross-key KA cod. 91.01.75				
Backset mm 50		**1321.10.50**	1 -	1
Backset mm 60		**1321.10.60**	1 -	1
Backset mm 70		**1321.10.70**	1 -	1
CLOSED-CASE mortice lock with LATCHBOLT AND DEADBOLT.				
FOREND AND STRIKING-PLATE IN SATINATED BRASS, VARNISHED.				
Four throws and latch. 3 cross-keys cod. 91.01.75				
Backset mm 50		**1321.00.50**	1 -	1
Backset mm 60		**1321.00.60**	1 -	1
Backset mm 70		**1321.00.70**	1 -	1

Mortice locks



Cylinder to be ordered separately

E	CODICE
50	1320.04.50
60	1321.04.60
70	1321.04.70

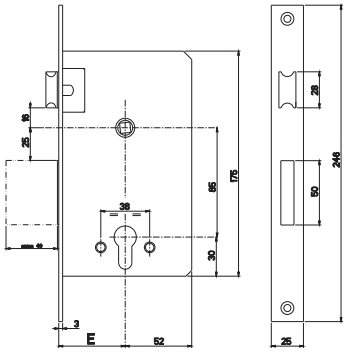

CLOSED-CASE mortice lock with LATCHBOLT AND DEADBOLT, operating with European profile cylinder.
FOREND AND STRIKING-PLATE IN SATINATED BRASS, VARNISHED.
Four throws and latch.

	Code	Single package	Multiple package	Min. ord.
Backset mm 50	**1320.04.50**	1	-	1
Backset mm 60	**1320.04.60**	1	-	1
Backset mm 70	**1320.04.70**	1	-	1



E	L
40	93
50	113
60	123
70	133

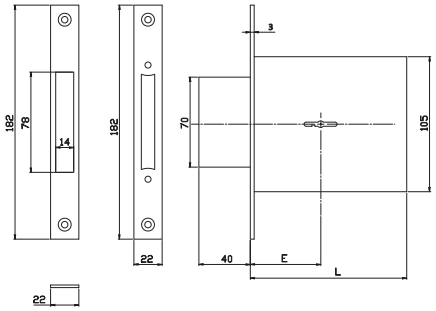

CLOSED-CASE mortice lock with DEADBOLT only.
FOREND AND STRIKING-PLATE IN SATINATED BRASS, VARNISHED.
Four throws. 3 double bitted keys cod. 31.00.65. Coupled locks.

	Code	Single package	Multiple package	Min. ord.
Backset mm 40	**3131.01.40**	1	-	1
Backset mm 50	**3131.01.50**	1	-	1
Backset mm 60	**3131.01.60**	1	-	1
Backset mm 70	**3131.01.70**	1	-	1

CLOSED-CASE mortice lock with DEADBOLT only.
FOREND AND STRIKING-PLATE IN SATINATED BRASS, VARNISHED.
Four throws. 1 double bitted key KA. cod. 31.00.65.

	Code	Single package	Multiple package	Min. ord.
Backset mm 40	**3131.10.40**	1	-	1
Backset mm 50	**3131.10.50**	1	-	1
Backset mm 60	**3131.10.60**	1	-	1
Backset mm 70	**3131.10.70**	1	-	1

CLOSED-CASE mortice lock with DEADBOLT only.
FOREND AND STRIKING-PLATE IN SATINATED BRASS, VARNISHED.
Four throws. 3 double bitted keys cod. 31.00.65.

	Code	Single package	Multiple package	Min. ord.
Backset mm 40	**3131.00.40**	1	-	1
Backset mm 50	**3131.00.50**	1	-	1
Backset mm 60	**3131.00.60**	1	-	1
Backset mm 70	**3131.00.70**	1	-	1

Code | Single package | Multiple package | Min. ord.

Mortice locks



E	L
50	113
60	123
70	133

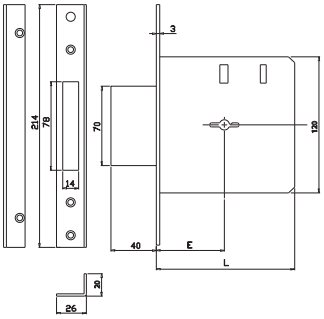

CLOSED-CASE mortice lock with DEADBOLT only. **FOREND AND STRIKING-PLATE IN SATINATED BRASS, VARNISHED.**
Four throws. 3 double bitted keys cod. 40.00.75. Coupled locks.

Backset mm 50	**3132.01.50**	1	-	1
Backset mm 60	**3132.01.60**	1	-	1
Backset mm 70	**3132.01.70**	1	-	1

CLOSED-CASE mortice lock with DEADBOLT only. **FOREND AND STRIKING-PLATE IN SATINATED BRASS, VARNISHED.**
Four throws. 1 double bitted key KA. cod. 40.00.75.

Backset mm 50	**3132.10.50**	1	-	1
Backset mm 60	**3132.10.60**	1	-	1
Backset mm 70	**3132.10.70**	1	-	1

CLOSED-CASE mortice lock with DEADBOLT only. **FOREND AND STRIKING-PLATE IN SATINATED BRASS, VARNISHED.**
Four throws. 3 double bitted keys cod. 40.00.75.

Backset mm 50	**3132.00.50**	1	-	1
Backset mm 60	**3132.00.60**	1	-	1
Backsetmm 70	**3132.00.70**	1	-	1



CODICE	E	L
3133.00.60	60	122
3133.00.70	70	132

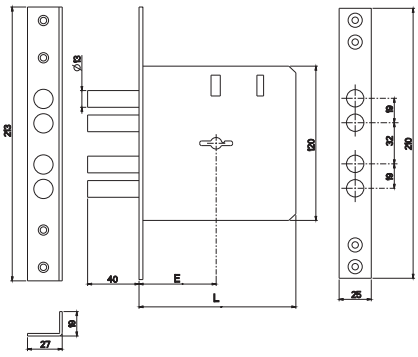

CLOSED-CASE mortice lock with DEADBOLT only. **FOREND AND STRIKING-PLATE IN SATINATED BRASS, VARNISHED.**
Four throws. 3 double bitted keys cod. 40.00.75. Coupled locks.

Backset mm 60	**3133.01.60**	1	-	1
Backset mm 70	**3133.01.70**	1	-	1

CLOSED-CASE mortice lock with DEADBOLT only. **FOREND AND STRIKING-PLATE IN SATINATED BRASS, VARNISHED.**
Four throws. 1 double bitted key KA. cod. 40.00.75.

Backset mm 60	**3133.10.60**	1	-	1
Backset mm 70	**3133.10.70**	1	-	1

CLOSED-CASE mortice lock with DEADBOLT only. **FOREND AND STRIKING-PLATE IN SATINATED BRASS, VARNISHED.**
Four throws. 3 double bitted keys cod. 40.00.75.

Backset mm 60	**3133.00.60**	1	-	1
Backset mm 70	**3133.00.70**	1	-	1

Mortice locks



E	50	60	70
L	113	123	133

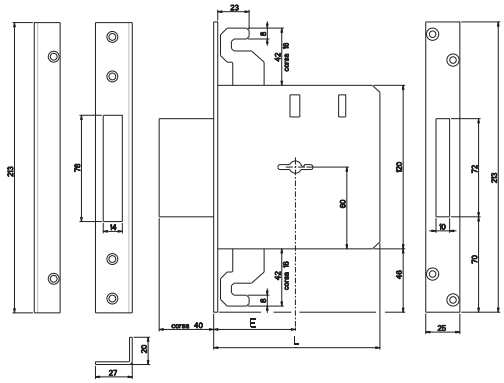

	Code	Single package	Multiple package	Min. ord.
CLOSED-CASE mortice lock with DEADBOLT only. **FOREND AND STRIKING-PLATE IN SATINATED BRASS, VARNISHED.** Four throws.Three locking points. 1 double bitted key KA. cod. 40.00.75.				
Backset mm 60	**3134.10.60**	1	-	1
Backset mm 70	**3134.10.70**	1	-	1
CLOSED-CASE mortice lock with DEADBOLT only. **FOREND AND STRIKING-PLATE IN SATINATED BRASS, VARNISHED.** Four throws. Three locking points. 3 double bitted keys cod. 40.00.75.				
Backset mm 60	**3134.00.60**	1	-	1
Backset mm 70	**3134.00.70**	1	-	1



E	50	60	70
L	113	123	133

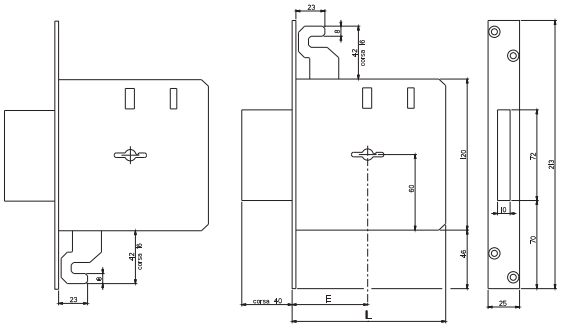

	Code	Single package	Multiple package	Min. ord.
CLOSED-CASE mortice lock with DEADBOLT only. **FOREND AND STRIKING-PLATE IN SATINATED BRASS, VARNISHED.** Coupled locks. Four throws. Four locking points. Double bitted keys n.3. Cod. 40.00.95.				
Backset mm 60	**3135.01.60**	1	-	1
Backset mm 70	**3135.01.70**	1	-	1
CLOSED-CASE mortice lock with DEADBOLT only. **FOREND AND STRIKING-PLATE IN SATINATED BRASS, VARNISHED.** Coupled locks. Four throws. Four locking points. Double bitted keys n.3. Cod. 40.00.75.				
Backset mm 60	**3135.00.60**	1	-	1
Backset mm 70	**3135.00.70**	1	-	1

Mortice locks with cylinder

	Code	Single package	Multiple package	Min. ord.



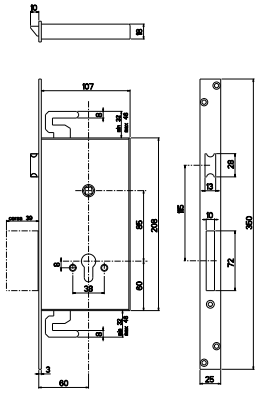

Mortice locks operating with European-profile cylinder.
Three throws and latch, forend in chrome-plated steel, three locking points, zinc-plated.
Backset 60 **463.04.60** 1 10 10



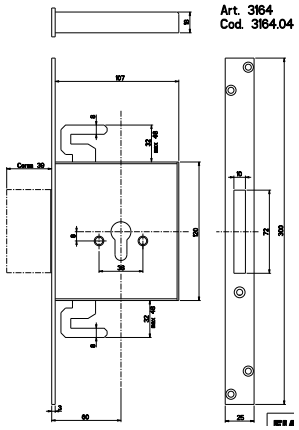

Mortice locks with cylinde, operating with European-profile cylinder.
Three throws and latch, forend in chrome-plated steel, three locking points, zinc-plated.
Backset 60 **3164.04.60** 1 10 10



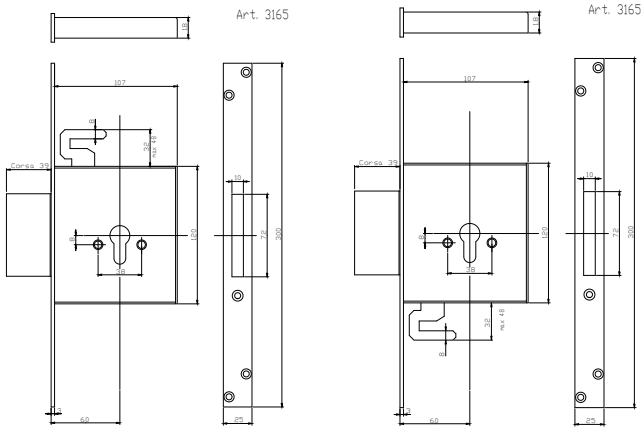

Mortice locks with cylinde, operating with European-profile cylinder.
Coupled locks, three throws, four locking points, forends
in chrome-plated steel, zinc-plated.
Backset 60 **3165.01.60** 1 10 10

Accessories

	Code	Single package	Multiple package	Min. ord.
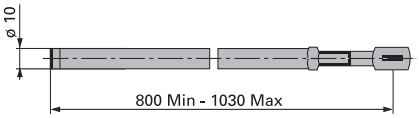				
Adjustable rod, anti-saw tips. For item 3134.	**9999.00.16**	1	10	10
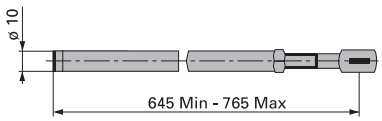				
Adjustable rod, anti-saw tips. For item 3134 AB.	**9999.00.14**	1	10	10
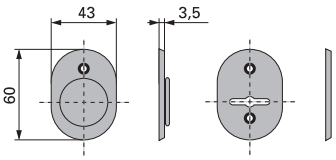				
Set of escutcheons, in polished brass. For item 3131/3132/3133/31343134 AB. right-hand	**98.02.0121**	1	10	10
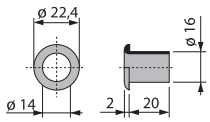				
Floor socket, in polished brass For locks with rods				
Ø 14 mm	**192.00.0000.4027**	1	10	10
Ø 18 mm	**192.00.0000.4029**	1	10	10

Accessories



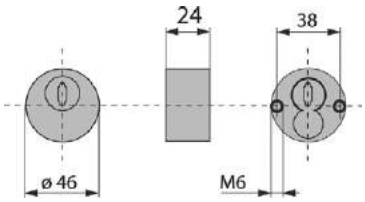

	Code	Single package	Multiple package	Min. ord.
ONE. Escutcheon In tempered steel Included fixing screws M6.				
BLACK VARNISHED	**98.01.4624**	1	10	10
POLISHED BRASS VARNISHED	**98.02.4624**	1	10	10
SATIN CHROME	**98.03.4624**	1	10	10
POLISHED CHROME	**98.04.4624**	1	10	10

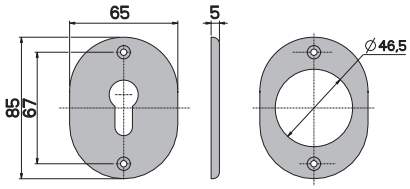

Set of escutcheons				
POLISHED BRASS VARNISHED	**98.0B.3120**	1	10	10
POLISHED CHROME	**98.0B.1120**	1	10	10

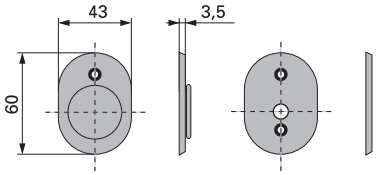

Set of escutcheons				
for item 1300 K/1320 K - **BRASS PLATED**	**98.01.1301**	1	10	10
for item 1200 K/1203 K/1400 K/1500 K - **NICKEL-PLATED**	**98.01.1201**	1	10	10

Sbarra



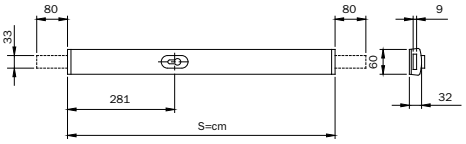

Reversible security bar operating with European profile cylinder. Horizontal fixing. Chrome-plated steel base and aluminium case. Single throw with deadbolts travel distance mm 80 **ON THE RIGHT AND ON THE LEFT**. Pair of narrow-base rim strikers. One mortice striker. Internal black nylon cylinder escutcheon. Assembly template. Fixing screws. Instructions sheet. Cylinder to be order separately.

	Code	Single package	Multiple package	Min. ord.
Bar mm 700 (S)				
BRONZE PAINTED	**904702**	1	-	1
WHITE PAINTED	**904704**	1	-	1
Bar mm 800 (S)				
GOLD PAINTED	**904801**	1	-	1
BRONZE PAINTED	**904802**	1	-	1
WHITE PAINTED	**904804**	1	-	1
Bar mm 850 (S)				
GOLD PAINTED	**904851**	1	-	1
BRONZE PAINTED	**904852**	1	-	1
WHITE PAINTED	**904854**	1	-	1
Bar mm 900 (S)				
GOLD PAINTED	**904901**	1	-	1
BRONZE PAINTED	**904902**	1	-	1
WHITE PAINTED	**904904**	1	-	1
Bar mm 970 (S)				
GOLD PAINTED	**904971**	1	-	1
BRONZE PAINTED	**904972**	1	-	1
WHITE PAINTED	**904974**	1	-	1

TO BE USED WITH CYLINDER WITH PROJECTING DIN CAM

Door thickness mm	Door length mm	Cylinder code	C	D	
40	85	8**9	30	55	*
45	90	8**9	30	60	*
55	100	8**9	30	70	*
65	110	8**9	30	80	*

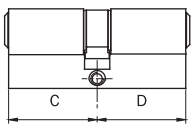

Accessories

	Code	Single package		Multiple package	Min. ord.
 External plate with hole for European profile cylinder for bar series 904*. In zamak. Inside fixing with screws.					
CHROME PLATED	**990901**	1	-	1	
BRONZE PAINTED	**9909012**	1	-	1	
WHITE PAINTED	**9909014**	1	-	1	
 External plate for bar series 904*, with anti-drill disk in steel. Anti-drill balls for screws. Gasket. Adjustable escutcheon. Inside fixing by screws.					
BRONZE PAINTED	**990982**	1	-	1	
WHITE PAINTED	**990984**	1	-	1	
 Narrow-base striker with built-in slide guard for bars series 904*. Three spacers mm 2. Three spacers mm 5. One nylon fork with one spacer. Screws.					
GOLD PAINTED case	**990971**	1	-	1	
BRONZE PAINTED case	**990972**	1	-	1	
WHITE PAINTED case	**990974**	1	-	1	

	Code	Single package	Multiple package	Min. ord.

Accessories

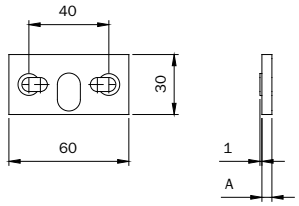

Spacer for narrow-base striker for bar series 904*.
CHROME-PLATED ABS mm 2 **990904** 10 - 10

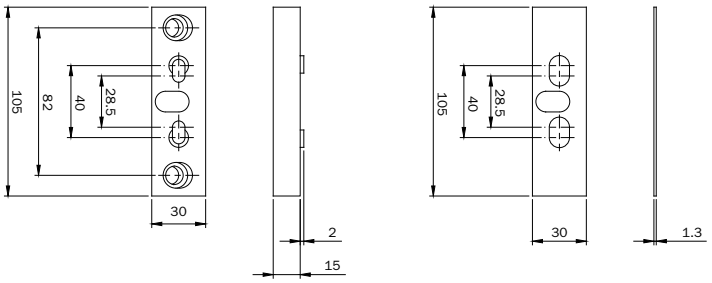

Pair of spacers for narrow-base striker for bar series 904*.
One in CHROME-PLATED steel mm 1,3. One in CHROME-PLATED zamak mm 15 **990929** 10 - 10

Perfecta



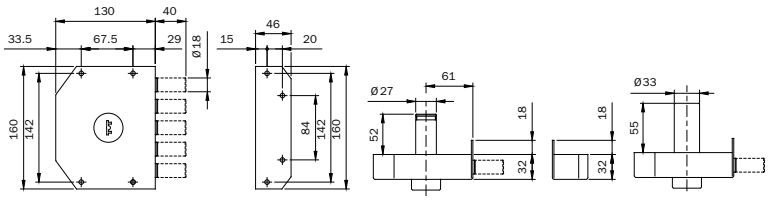



PERFECTA security rim lock. BRONZE painted. **LATERAL LOCKING** with
5 loading springs Ø mm 18. Four mm 10 throws. **INTERNAL KEY-GUIDE**.
3 PUMP KEYS. One ABS keyhead. Painted anti-break tube for cylinder Ø mm 33.
Nickel plated brass escutcheon Ø mm 33. Striker with blade. Fixing screws.

		Code	Single package	Multiple package	Min. ord.
RIGHT-HAND.	External pump cylinder mm 50	**911005/D**	1	-	1
RIGHT-HAND.	External pump cylinder mm 60	**911005/D.60**	1	-	1
LEFT-HAND.	External pump cylinder mm 50	**911005/S**	1	-	1
LEFT-HAND.	External pump cylinder mm 60	**911005/S.60**	1	-	1



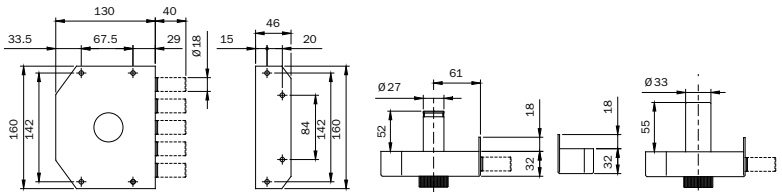



PERFECTA security rim lock. BRONZE painted. **LATERAL LOCKING** with
4 loading springs Ø mm 18. Four mm 10 throws. **INTERNAL KNOB**.
3 PUMP KEYS. One ABS keyhead. Painted anti-break tube for cylinder Ø mm 33.
Nickel plated brass escutcheon Ø mm 33. Striker with blade. Fixing screws.

		Code	Single package	Multiple package	Min. ord.
RIGHT-HAND.	External pump cylinder mm 50	**911015/D**	1	-	1
RIGHT-HAND.	External pump cylinder mm 60	**911015/D.60**	1	-	1
LEFT-HAND.	External pump cylinder mm 50	**911015/S**	1	-	1
LEFT-HAND.	External pump cylinder mm 60	**911015/S.60**	1	-	1



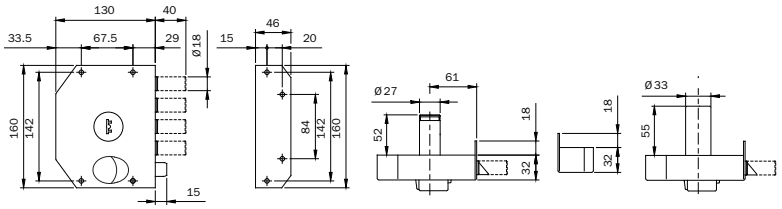



PERFECTA security rim lock. BRONZE painted. **LATERAL LOCKING** with
4 loading springs Ø mm 18 and latchbolt. Four mm 10 throws. **INTERNAL KEY-GUIDE**.
LATCHLOCKING BY KNOB INSIDE AND BY KEY OUTSIDE.
3 PUMP KEYS. One ABS keyhead. Painted anti-break tube for cylinder Ø mm 33.
Nickel plated brass escutcheon Ø mm 33. Striker with blade. Fixing screws.

		Code	Single package	Multiple package	Min. ord.
RIGHT-HAND.	External pump cylinder mm 50	**911105/D**	1	-	1
RIGHT-HAND.	External pump cylinder mm 60	**911105/D.60**	1	-	1
LEFT-HAND.	External pump cylinder mm 50	**911105/S**	1	-	1
LEFT-HAND.	External pump cylinder mm 60	**911105/S.60**	1	-	1

Perfecta



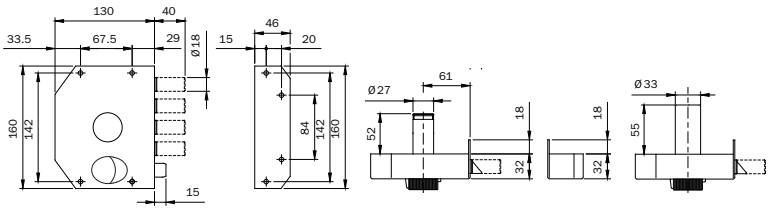

PERFECTA security rim lock. BRONZE painted. **LATERAL LOCKING** with
4 loading springs Ø mm 18 and latchbolt. Four mm 10 throws. **INTERNAL KNOB. LATCHLOCKING BY KNOB INSIDE AND BY KEY OUTSIDE**. 3 PUMP KEYS. One ABS keyhead.
Painted anti-break tube for external cylinder Ø mm 33. Brass painted escutcheon Ø mm 33.
Striker with blade. Fixing screws.

	Code	Single package	Multiple package	Min. ord.
RIGHT-HAND. External pump cylinder mm 50	**911115/D**	1	-	1
RIGHT-HAND. External pump cylinder mm 60	**911115/D.60**	1	-	1
LEFT-HAND. External pump cylinder mm 50	**911115/S**	1	-	1
LEFT-HAND. External pump cylinder mm 60	**911115/S.60**	1	-	1



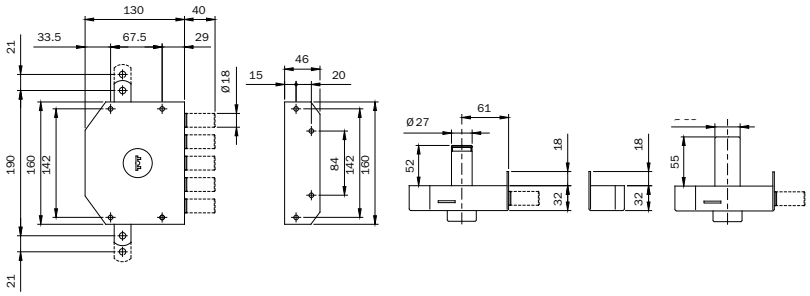

PERFECTA security rim lock. BRONZE painted. **3-POINT LOCKING**.
Lateral locking with 5 loading springs Ø mm 18. Four mm 10 throws. Top/bottom vertical locking with hole for rods connection, travel range mm 21. **INTERNAL KEY-GUIDE**.
Two rod-guides. Projecting part mm 35 for rods. Upper striker. Floor socket.
3 PUMP KEYS. One ABS keyhead. Painted anti-break tube for cylinder Ø mm 33.
Nickel plated brass escutcheon Ø mm 33. Striker with blade. Fixing screws.

	Code	Single package	Multiple package	Min. ord.
RIGHT-HAND. External pump cylinder mm 50	**913005/D**	1	-	1
RIGHT-HAND. External pump cylinder mm 60	**913005/D.60**	1	-	1
LEFT-HAND. External pump cylinder mm 50	**913005/S**	1	-	1
LEFT-HAND. External pump cylinder mm 60	**913005/S.60**	1	-	1

Perfecta



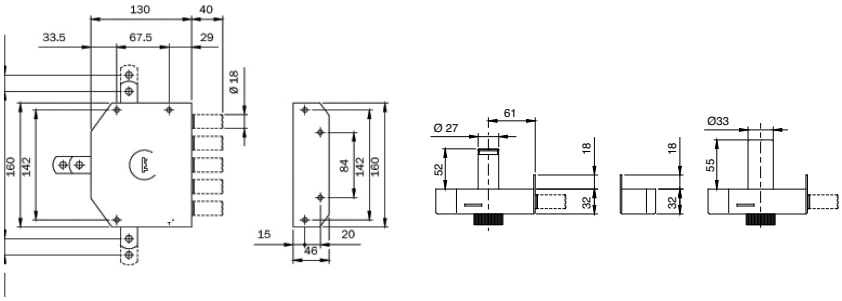

	Code	Single package	Multiple package	Min. ord.
PERFECTA security rim lock. BRONZE painted. **3-POINT LOCKING**. Lateral locking with 5 loading springs Ø mm 18. Four mm 10 throws. Top/bottom vertical locking with hole for rods connection, travel range mm 21. **INTERNAL KNOB**. Two rod guides. Projecting part mm 35 for rods. Upper striker. Floor socket. 3 PUMP KEYS**.** One ABS keyhead. Painted anti-break tube for external cylinder Ø mm 33. Nickel plated brass escutcheon Ø mm 33. Striker with blade. Fixing screws				
RIGHT-HAND. External pump cylinder mm 50	**913015/D**	1	-	1
RIGHT-HAND. External pump cylinder mm 60	**913015/D.60**	1	-	1
LEFT-HAND. External pump cylinder mm 50	**913015/S**	1	-	1
LEFT-HAND. External pump cylinder mm 60	**913015/S.60**	1	-	1



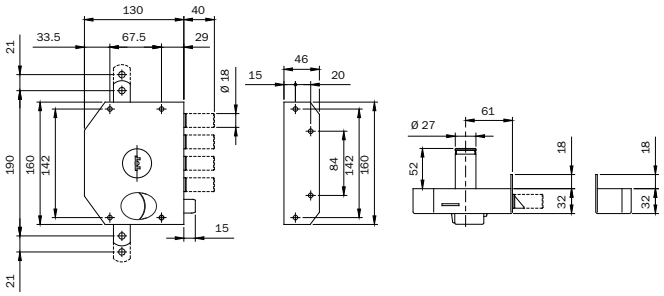

	Code	Single package	Multiple package	Min. ord.
PERFECTA security rim lock. BRONZE painted. **3-POINT LOCKING**. Lateral locking with 4 loading springs Ø mm 18. Four mm 10 throws. Top/bottom vertical locking with hole for rods connection, travel range mm 21. **INTERNAL KEY-GUIDE**. **LATCHLOCKING BY KNOB INSIDE AND BY KEY OUTSIDE.** Two rod-guides. Projecting part mm 35 for rods. Upper striker. Floor socket. 3 PUMP KEYS. One ABS keyhead. Painted anti-break tube for cylinder Ø mm 33. Nickel plated brass escutcheon Ø mm 33. Striker with blade. Fixing screws.				
RIGHT-HAND. External pump cylinder mm 50	**913105/D**	1	-	1
RIGHT-HAND. External pump cylinder mm 60	**913105/D.60**	1	-	1
LEFT-HAND. External pump cylinder mm 50	**913105/S**	1	-	1
LEFT-HAND. External pump cylinder mm 60	**913105/S.60**	1	-	1

Code | Single package | Multiple package | Min. ord.

Perfecta



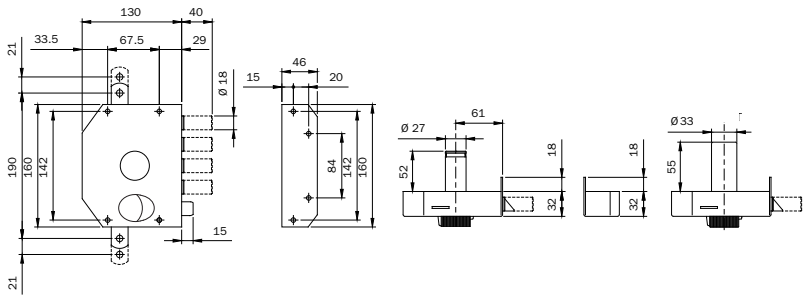

PERFECTA security rim lock. BRONZE painted. **3-POINT LOCKING**.
Lateral locking with 4 loading springs Ø mm 18 and latchbolt. Four mm 10 throws. Top/bottom vertical locking with hole for rods connection, travel range mm 21. **INTERNAL KNOB. LATCHLOCKING BY KNOB FROM INSIDE AND BY KEY FROM OUTSIDE**. Two rod-guides. Projecting part mm 35 for rods.
Upper striker. Floor socket. 3 PUMP KEYS.
One ABS keyhead. Painted anti-break tube for external cylinder Ø mm 33.
Brass painted escutcheon Ø mm 33. Striker with blade. Fixing screws.

RIGHT-HAND. External pump cylinder mm 50	**913115/D**	1	-	1
RIGHT-HAND. External pump cylinder mm 60	**913115/D.60**	1	-	1
LEFT-HAND. External pump cylinder mm 50	**913115/S**	1	-	1
LEFT-HAND. External pump cylinder mm 60	**913115/S.60**	1	-	1



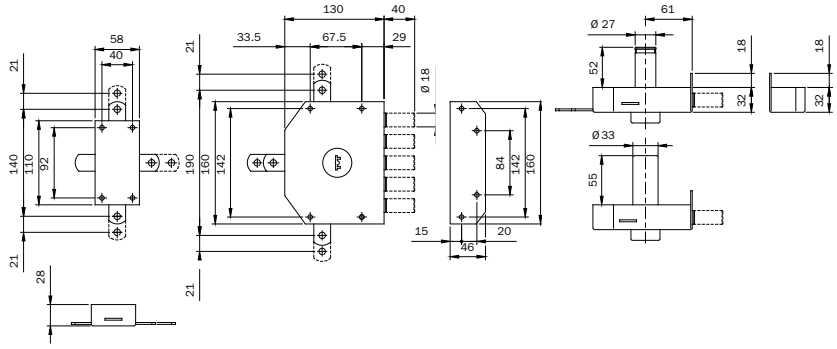

PERFECTA security rim lock. BRONZE painted. **5-POINT LOCKING.**
Lateral locking with 5 loading springs Ø mm 18. Four mm 10 throws. Vertical locking with back deviator and top/botttom with hole for rods connection, travel range mm 21.
INTERNAL KEY-GUIDE. Four rod-guides. Projecting part mm 35 for rods.
Upper striker. Two floor sockets. 3 PUMP KEYS.
One ABS keyhead. Painted anti-break tube for cylinder Ø mm 33.
Nickel plated brass escutcheon Ø mm 33. Striker with blade. Fixing screws.

RIGHT-HAND. External pump cylinder mm 50	**915005/D**	1	-	1
LEFT-HAND. External pump cylinder mm 50	**915005/S**	1	-	1

Perfecta



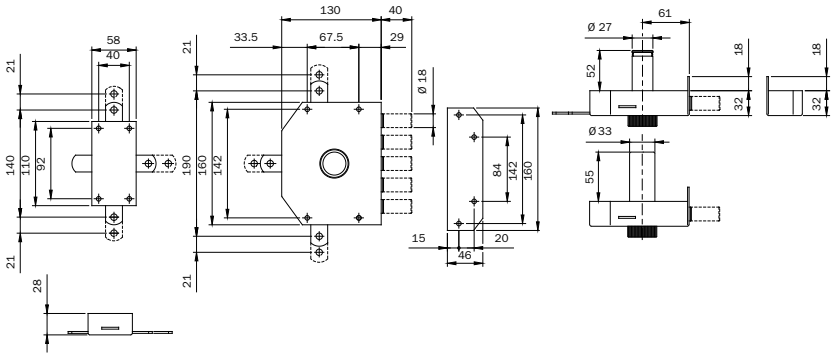

	Code	Single package	Multiple package	Min. ord.
PERFECTA security rim lock. BRONZE painted. **5-POINT LOCKING**. Lateral locking with 5 loading springs Ø mm 18. Four mm 10 throws. Vertical locking with back deviator and top/bottom with hole for rods connection, travel range mm 21. **INTERNAL KNOB**. Four rod-guides. Projecting part mm 35 for rods. Two upper strikers. Two floor sockets. 3 PUMP KEYS. One ABS keyhead. Painted anti-break tube for cylinder Ø mm 33. Nickel plated brass escutcheon Ø mm 33. Striker with blade. Fixing screws.				
RIGHT-HAND. External pump cylinder mm 50	**915015/D**	1	-	1
LEFT-HAND. External pump cylinder mm 50	**915015/S**	1	-	1



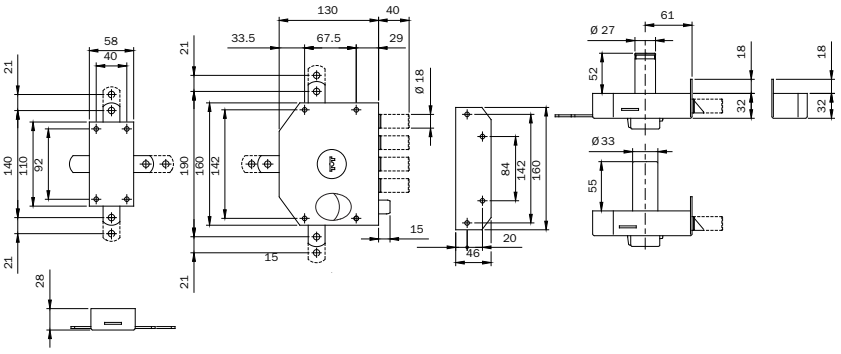

	Code	Single package	Multiple package	Min. ord.
PERFECTA security rim lock. BRONZE painted. **5-POINT LOCKING**. Lateral locking with 4 loading springs Ø mm 18 and latchbolt. Four mm 10 throws. Vertical locking with back deviator and top/bottom with hole for rods connection, travel range mm 21. **INTERNAL KEY-GUIDE. LATCHLOCKING BY KNOB FROM INSIDE AND BY KEY FROM OUTSIDE**. Four rod-guides. Projecting part mm 35 for rods. Two upper strikers. Two floor sockets. 3 PUMP KEYS. One ABS keyhead. Painted anti-break tube for cylinder Ø mm 33. Nickel plated brass escutcheon Ø mm 33. Striker with blade. Fixing screws.				
RIGHT-HAND. External pump cylinder mm 50	**915105/D**	1	-	1
LEFT-HAND. External pump cylinder mm 50	**915105/S**	1	-	1

Perfecta



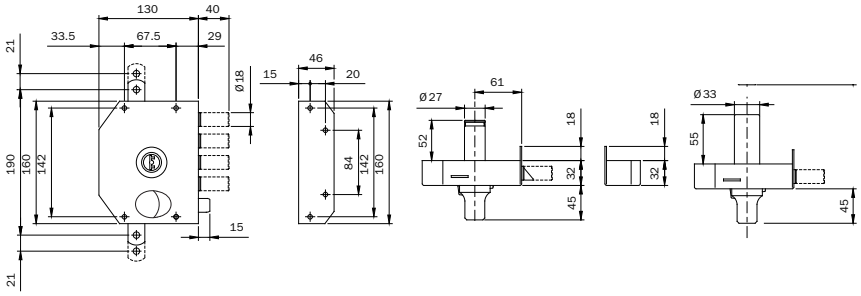

Code	Single package	Multiple package	Min. ord.

PERFECTA security rim lock. BRONZE painted. **3-POINT LOCKING**.
Lateral locking with 4 loading springs Ø mm 18 and latchbolt. Four mm 10 throws. Top/bottom vertical locking with hole for rods connection, travel range mm 21. Nickel-plated internal pump cylinder.
LATCHLOCKING BY KNOB FROM INSIDE AND BY KEY FROM OUTSIDE. Two rod-guides. Projecting part mm 35 for rods. Upper striker. Floor socket. 3 PUMP KEYS.
One ABS keyhead. Painted anti-break tube for cylinder Ø mm 33.
Nickel plated brass escutcheon Ø mm 33. Striker with blade. Fixing screws.

RIGHT-HAND. External pump cylinder mm 50	**913125/D**	1	-	1
RIGHT-HAND. External pump cylinder mm 60	**913125/D.60**	1	-	1
LEFT-HAND. External pump cylinder mm 50	**913125/S**	1	-	1
LEFT-HAND. External pump cylinder mm 60	**913125/S.60**	1	-	1



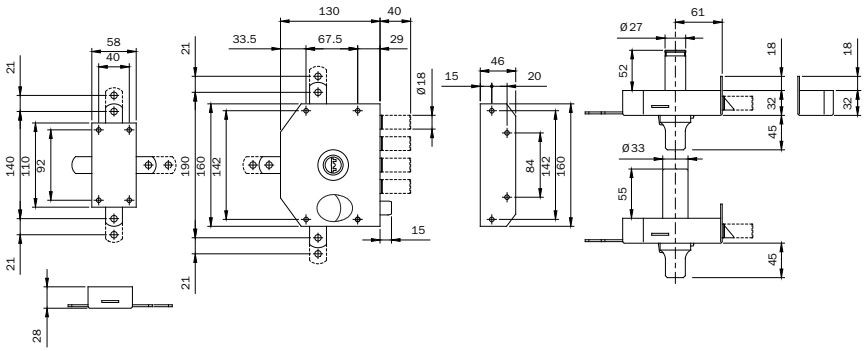

PERFECTA security rim lock. BRONZE painted. **5-POINT LOCKING**.
Lateral locking with 4 loading springs Ø mm 18 and latchbolt. Four mm 10 throws. Vertical locking with back deviator and top/bottom with hole for rods connection, travel range mm 21.
NICKEL-PLATED INTERNAL PUMP CYLINDER. LATCHLOCKING BY KNOB FROM INSIDE AND BY KEY FROM OUTSIDE.
Four rod-guides. Projecting part mm 35 for rods. Two upper strikers.
Two floor sockets. 3 PUMP KEYS. One ABS keyhead. Painted anti-break tube for cylinder Ø mm 33.
Nickel plated brass escutcheon Ø mm 33. Striker with blade. Fixing screws.

RIGHT-HAND. External pump cylinder mm 50	**915125/D**	1	-	1
LEFT-HAND. External pump cylinder mm 50	**915125/S**	1	-	1

Vis



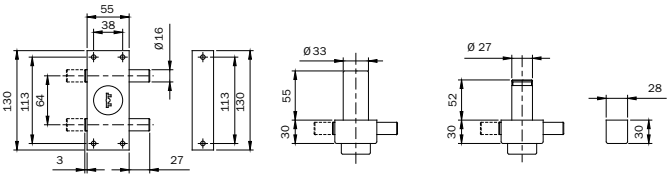



VIS reversible security rim lock. **LATERAL LOCKING** with 2 loading springs Ø mm 16.
One mm 27 throw. **INTERNAL KEY-GUIDE**. 3 PUMP KEYS.
One ABS keyhead. Painted anti-break tube for cylinder Ø mm 33.
Brass painted escutcheon Ø mm 33. Striker without blade. Fixing screws.

	Code	Single package	Multiple package	Min. ord.
BRONZE PAINTED. External pump cylinder mm 50	**910215**	1	-	1
BRONZE PAINTED. External pump cylinder mm 60	**910215...60**	1	-	1



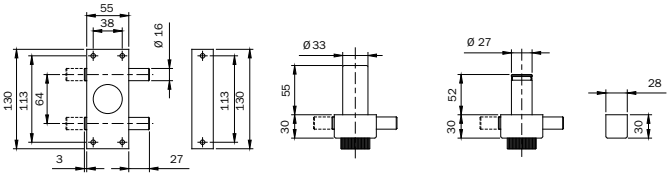



VIS reversible security rim lock. **LATERAL LOCKING** with 2 loading springs Ø mm 16.
One mm 27 throw. **INTERNAL KNOB**. 3 PUMP KEYS. One ABS keyhead.
Painted anti-break tube for cylinder Ø mm 33. Nickel plated brass escutcheon Ø mm 33.
Striker without blade. Fixing screws.

	Code	Single package	Multiple package	Min. ord.
BRONZE PAINTED. External pump cylinder mm 50	**910315**	1	-	1
BRONZE PAINTED. External pump cylinder mm 60	**910315...60**	1	-	1

Vis

	Code	Single package	Multiple package	Min. ord.



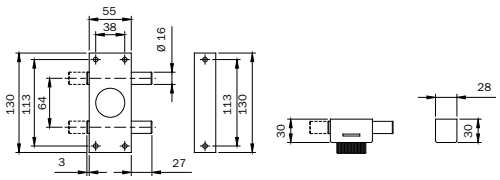

VIS reversible security rim lock. BRONZE painted. **LATERAL LOCKING** with 2 loading springs Ø mm 16. One mm 27 throw. **INTERNAL KNOB**. **WITHOUT EXTERNAL CYLINDER, WITHOUT KEYS.**
Striker without blade. Fixing screws. **9103150** 1 - 1



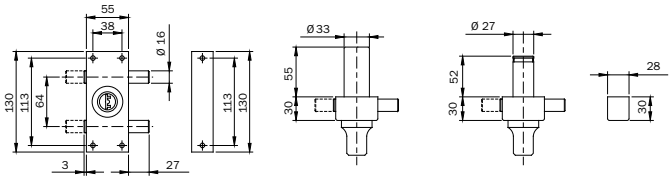

VIS reversible security rim lock. **LATERAL LOCKING** with 2 loading springs Ø mm 16.
One mm 27 throw. **NICKEL-PLATED INTERNAL PUMP CYLINDER**. 3 PUMP KEYS.
One ABS keyhead. Painted anti-break tube for cylinder Ø mm 33.
Nickel plated brass escutcheon Ø mm 33. Striker without blade. Fixing screws.

BRONZE PAINTED. External pump cylinder mm 50 **910415** 1 - 1
BRONZE PAINTED. External pump cylinder mm 60 **910415...60** 1 - 1

Vis



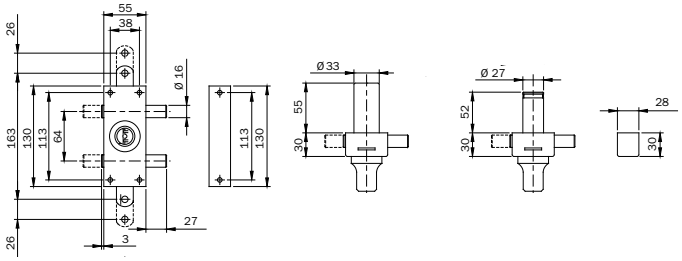

	Code	Single package	Multiple package	Min. ord.
VIS reversible security rim lock. **3-POINT LOCKING**. Lateral locking with 2 loading springs Ø mm 16. One mm 27 throw. Top/bottom vertical locking with hole for rods connection, travel range mm 26. **NICKEL-PLATED INTERNAL PUMP CYLINDER**. Two rod-guides. Projecting part mm 35 for rods. Upper striker. Floor socket. 3 PUMP KEYS. One ABS keyhead. Painted anti-break tube for cylinder Ø mm 33. Nickel plated brass escutcheon Ø mm 33. Striker without blade. Fixing screws.				
BRONZE PAINTED. External pump cylinder mm 50	**910435**	1	-	1
BRONZE PAINTED. External pump cylinder mm 60	**910435...60**	1	-	1



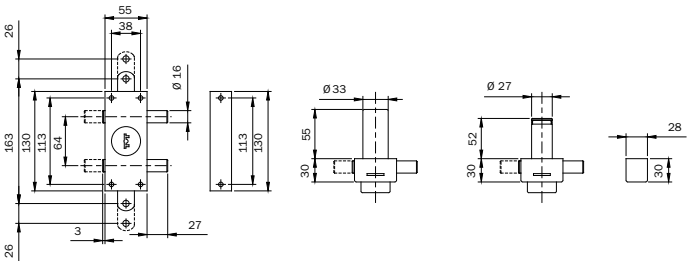

	Code	Single package	Multiple package	Min. ord.
VIS reversible security rim lock. **3-POINT LOCKING**. Lateral locking with 2 loading springs Ø mm 16. One mm 27 throw. Top/bottom vertical locking with hole for rods connection, travel range mm 26. **INTERNAL KEY-GUIDE**. Two rod-guides. Projecting part mm 35 for rods. Upper striker. Floor socket. 3 PUMP KEYS. One ABS keyhead. Painted anti-break tube for cylinder Ø mm 33. Nickel plated brass escutcheon Ø mm 33. Striker without blade. Fixing screws.				
BRONZE PAINTED. External pump cylinder mm 50	**910235**	1	-	1
BRONZE PAINTED. External pump cylinder mm 60	**910235...60**	1	-	1
BLACK PAINTED. External pump cylinder mm 50	**910235..N**	1	-	1
BLACK PAINTED. External pump cylinder mm 60	**910235..N60**	1	-	1

Vis

	Code	Single package	Multiple package	Min. ord.



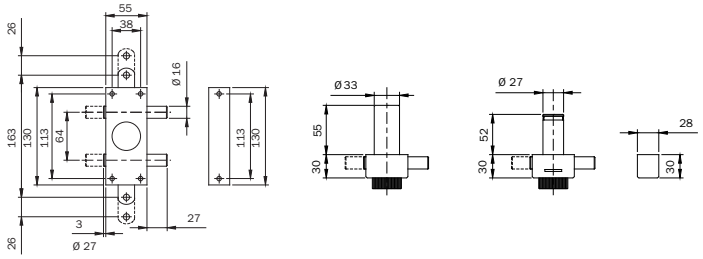

VIS reversible security rim lock. **3-POINT LOCKING**. Lateral locking with 2 loading springs Ø mm 16.
One mm 27 throw. Top/bottom vertical locking with hole for rods connection, travel range mm 26.
INTERNAL KNOB. Projecting part mm 35 for rods. Upper striker. Floor socket.
3 PUMP KEYS. One ABS keyhead. Painted anti-break tube for cylinder Ø mm 33.
Nickel plated brass escutcheon Ø mm 33. Striker without blade. Fixing screws.

BRONZE PAINTED. External pump cylinder mm 50	**910335**	1	-	1
BRONZE PAINTED. External pump cylinder mm 60	**910335...60**	1	-	1
BLACK PAINTED. External pump cylinder mm 50	**910335..N**	1	-	1
BLACK PAINTED. External pump cylinder mm 60	**910335..N60**	1	-	1



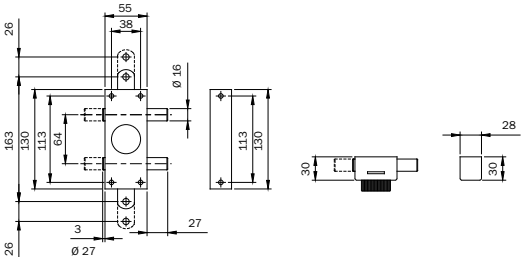

VIS reversible security rim lock. BRONZE painted. **3-POINT LOCKING**. Lateral locking with 2 loading springs Ø mm 16.
One mm 27 throw. Top/bottom vertical locking with hole for rods connection, travel range mm 26.
INTERNAL KNOB. WITHOUT EXTERNAL CYLINDER, WITHOUT KEYS. TWO ROD GUIDES.
Projecting part mm 35 for rods. Upper striker. Floor socket. Striker without blade.

Fixing screws	**9103350**	1	-	1



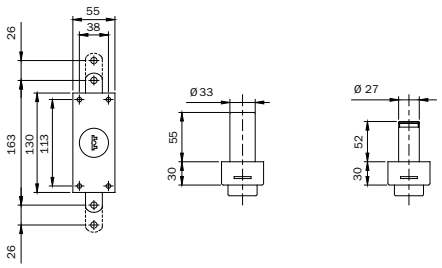

Security rim lock. **2-POINT LOCKING.** Top/bottom vertical locking with hole for rods connection,
travel range mm 26. **INTERNAL KEY-GUIDE**. Two rod-guides. Projecting part mm 35 for rods.
Upper striker. Floor socket. **3 PUMP KEYS**. One ABS keyhead.
Painted anti-break tube for cylinder Ø mm 33.
Nickel plated brass escutcheon Ø mm 33. Fixing screws.

BRONZE PAINTED. External pump cylinder mm 50	**910205**	1	-	1
BRONZE PAINTED. External pump cylinder mm 60	**910205...60**	1	-	1
BLACK PAINTED. External pump cylinder mm 50	**910205..N**	1	-	1
BLACK PAINTED. External pump cylinder mm 60	**910205..N60**	1	-	1

Code	Single package	Multiple package	Min. ord.

Vis



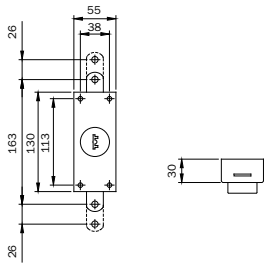

Security rim lock. **2-POINT VERTICAL LOCKING**. BRONZE painted.
INTERNAL KEY-GUIDE. **WITHOUT EXTERNAL CYLINDER**, **WITHOUT KEYS**. Top/bottom locking with hole for rods connection, travel range mm 26. Two rod guides.
Projecting part mm 35 for rods.
Upper striker. Floor socket. Fixing screws. **9102050** 1 - 1



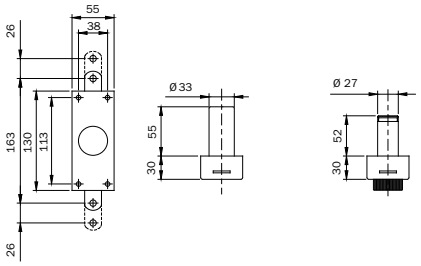

Security rim lock. **2-POINT VERTICAL LOCKING. INTERNAL KNOB.** Top/bottom locking with hole for rods connection, travel range mm 26. Two rod guides. Projecting part mm 35 for rods.
Upper striker. Floor socket. 3 PUMP KEYS. One ABS keyhead.
Painted anti-break tube for cylinder Ø mm 33.
Nickel plated brass escutcheon Ø mm 33. Fixing screws.

BRONZE PAINTED. External pump cylinder mm 50	**910305**	1	1
BRONZE PAINTED. External pump cylinder mm 60	**910305...60**	1	1
BLACK PAINTED. External pump cylinder mm 50	**910305..N**	1	1
BLACK PAINTED. External pump cylinder mm 60	**910305..N60**	1	1



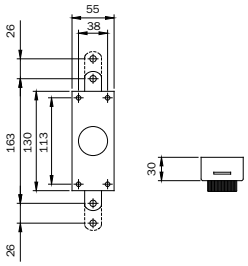

Security rim lock. **2-POINT VERTICAL LOCKING**. BRONZE painted.
INTERNAL KNOB. WITHOUT EXTERNAL CYLINDER, WITHOUT KEYS. Top/bottom locking with hole for rods connection, travel range mm 26. Two rod guides.
Projecting part mm 35 for rods. Upper striker.
Floor socket. Fixing screws **9103050** 1 - 1

Vis

	Code	Single package	Multiple package	Min. ord.



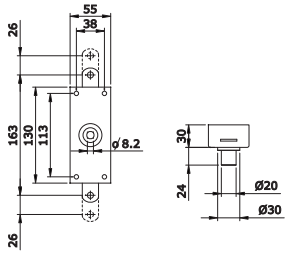

Deviator for second leaf. **2-POINT VERTICAL LOCKING. PREARRANGED FOR INTERNAL SELF-LOCKING KNOB. WITHOUT EXTERNAL CYLINDER, WITHOUT KEYS**. Top/bottom locking with hole for rods connection, travel range mm 21. Two rod guides. Projecting part mm 35 for rods. Upper striker. Floor socket. Fixing screws.

BRONZE PAINTED	**9103250**	1	-	1



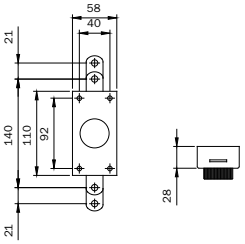

Security rim lock. **2-POINT VERTICAL LOCKING. INTERNAL SELF-LOCKING KNOB. WITHOUT EXTERNAL CYLINDER, WITHOUT KEYS**. Top/bottom locking with hole for rods connection, travel range mm 21. Two rod guides. Projecting part mm 35 for rods. Upper striker. Floor socket. Fixing screws.

BRONZE PAINTED	**910105**	1	-	1
BLACK PAINTED	**910105..N**	1	-	1

	Code	Single package	Multiple package	Min. ord.

Accessories

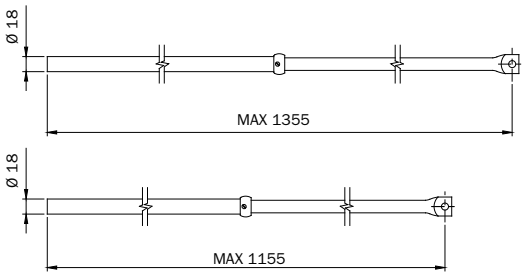

Pair of telescopic rods for 3-point security locks PERFECTA series 910-913. Tip Ø 18.
Rings with screw supplied.

BRONZE PAINTED	**990063**	1	-	1
BLACK PAINTED	**990063..N**	1	-	1

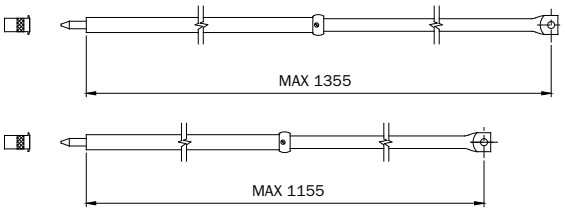

Pair of telescopic rods for 3-point security locks PERFECTA series 910-913. Tip Ø 9.
Rings with screw supplied. Two anti-dust sockets.

BRONZE PAINTED	**990063.RB**	1	-	1
BLACK PAINTED	**990063.RBN**	1	-	1

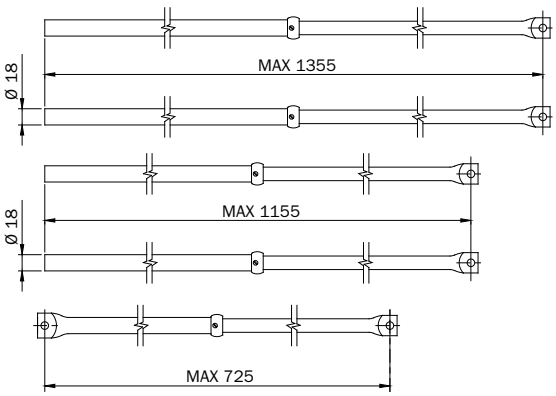

Pair of telescopic rods for 5-point security locks PERFECTA series 915.
Tip Ø mm 18. BRONZE painted. Ring with screw supplied.

	990067	1	-	1

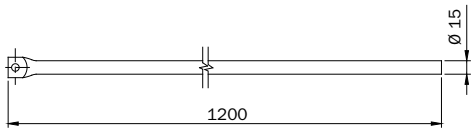

Internal extension Ø mm 15x1200 for rods series 990063-990067 for doors max
height mm 3200. BRONZE PAINTED.

	990122	1	-	1

Accessories

	Code	Single package	Multiple package	Min. ord.
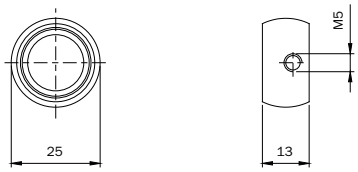 Brass locking ring for telescopic rods series 990063-990067. Fixing screw.	**990123**	10	-	10
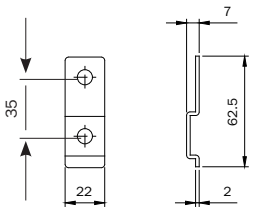 Projecting part mm 62, holes center distance mm 35 for rods, for PERFECTA security locks series 910-911-913-915. BRONZE painted. Screw and screw nut.	**990049**	10	-	10
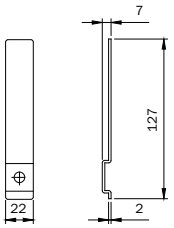 Projecting part mm 127, holes center distance up to mm 100 for rods, for PERFECTA security locks series 910-911-913-915. BRONZE painted. Screw and screw nut.	**990053**	10	-	10
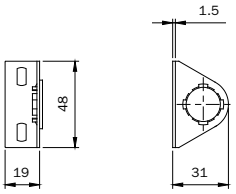 Rod guide Ø mm 18 series 990063-990067. BRONZE PAINTED.	**990099**	10	-	10
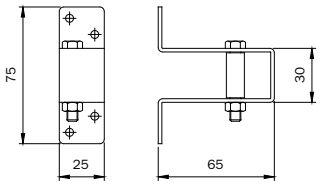 Standard upper U-striker for rods Ø mm 18 series 990063-990067. Pin with adjustable rod guide. BRONZE PAINTED.	**990103**	5	-	5

Accessories

	Code	Single package	Multiple package	Min. ord.
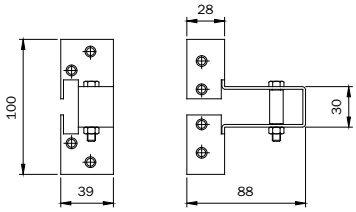 Angle upper U-striker with blades for rods Ø mm 18 series 990063-990067. Pin with adjustable rod guide. BRONZE PAINTED.	**990108**	5	-	5
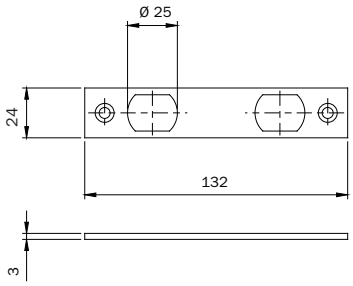 Heavy flat striker, with slots D25 for deadbolts, for VIS locks series 910. In steel mm 132x24x3. BRONZE PAINTED	**032085**	10	-	10
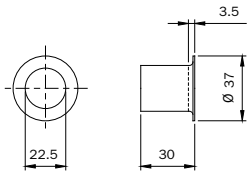 Brass floor socket for rods. Inside hole Ø mm 22,5. For rods Ø mm 18 series 990063-990067.	**990094**	10	-	10
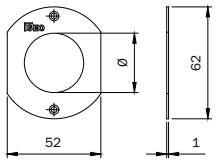 Brass flat escutcheon for pump cylinder, cylinder hole Ø mm 27.	**990084**	10	-	10
Brass flat escutcheon for pump cylinder, anti-break tube hole Ø mm 33.	**990086**	10	-	10
Nickel-plated brass flat escutcheon for pump cylinder, anti-break tube hole Ø mm 33.	**990083**	10	-	10
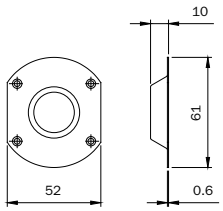 Concave brass escutcheon for pump cylinder, cylinder hole Ø mm 27.	**990090**	10	-	10
Convex brass escutcheon for pump cylinder, cylinder hole Ø mm 27.	**990090/C**	10	-	10

Accessories

	Code	Single package	Multiple package	Min. ord.
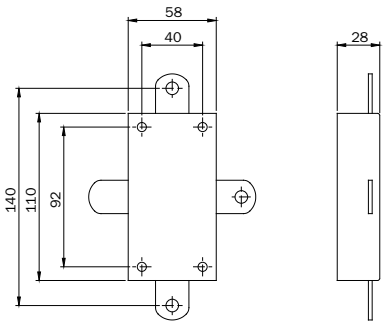 Deviator for rods for PERFECTA 5-point security lock series 915. BRONZE PAINTED.	**990075**	1	-	1
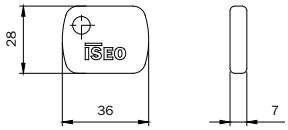 Nylon keyhead for double-bit and pump keys series 990***.	**990000**	10	-	10
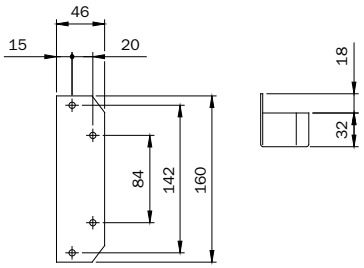 Standard striker with blade for PERFECTA security locks series 911-913-915. BRONZE PAINTED.	**990033**	1	-	1
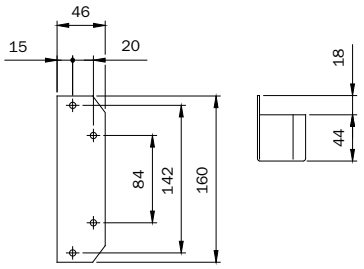 Raised striker with blade for PERFECTA security locks series 911-913-915. BRONZE PAINTED.	**990037**	1	-	1

Accessories

	Code	Single package	Multiple package	Min. ord.
 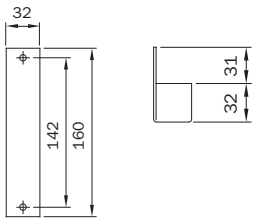 Striker reduced to mm 28x156, raised with blade, for PERFECTA security locks series 911-913-915. BRONZE PAINTED.	**990038**	1	-	1
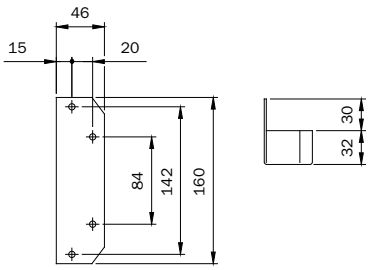 Striker with extended blade for PERFECTA security locks series 911-913-915. BRONZE PAINTED.	**990254**	1	-	1
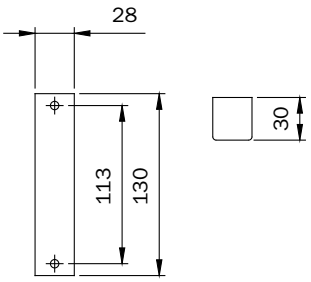 Standard striker without blade for VIS security locks series 910. BRONZE PAINTED.	**990275**	1	-	1
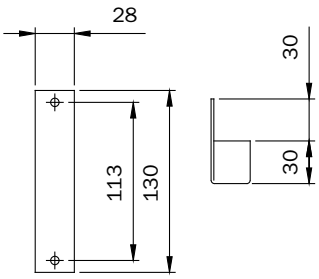 Striker with extended blade mm 30 for VIS security locks series 910. BRONZE PAINTED.	**990295**	1	-	1

Accessories

	Code	Single package	Multiple package	Min. ord.
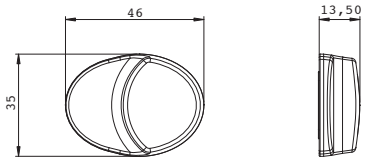 Knob for latchbolt, for PERFECTA security rim locks. BLACK.	**990130**	1	-	1
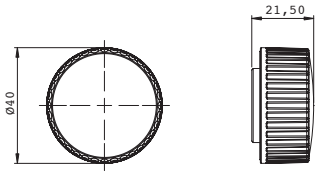 Knob for bolt-throw, for VIS security rim locks. BLACK.	**990131**	1	-	1

SWISSDOOR
DØRTEKNIK FOR PROFESSIONELLE



SWISSDOOR
DØRTEKNIK FOR PROFESSIONELLE

Locks for armoured doors

x1R Smart



x1R Smart

x1R SMART is a motorised electronic lock specifically designed for security doors. It combines the solidity of a mechanical lock with the versatility of electronic control via smartphone, RFID tag or keypad.

Key points

Opening occurs with the aid of a motor or the "Single Action" quick release and closing occurs through motorised action controlled by a next-generation microprocessor. In case of lack of power supply the operation of the deadbolt is guaranteed by the traditional movement of keys, equipped with a security system that is able to disconnect motorisation during operation of the mechanical cylinder.

Locks of the x1R Smart series are interchangeable with the most common mechanical locks as they use the same mechanical accessories. The electronic accessories' "plug and play" electrical connections make installation extremely easy.

The system is managed through Iseo Argo, an app available on iOS and Android which you can use to connect your smartphone via Bluetooth 4.0 LE and manage all functions.

It can be interfaced with the Iseo access control platform or a third-party system through opto-isolated Input/Output connections which can be used to control the operation modes and states for opening and closing. By using the lockbus connection with proprietary protocol it is possible to have a direct and secure connection with the Iseo range devices.

All models are available with different projections and bolt centre-to-centre distances for a vast interchangeability with mechanical versions. Escutcheons are available in various finishes.

Thanks to the solidity of the mechanical structure it is classified at the maximum grade (7) for anti-intrusion protection (EN12209).


CERTIFICAZIONE DI PRODOTTO
PRODUCT CERTIFICATION
ICIM

It is certified

x1R Smart has been designed and manufactured in compliance with European standards EN14846:2008 with the following classification:

3	M	8	0	0	M	7	1	1

MAIN FUNCTIONS

Smart device with Bluetooth 4.0 LE radio interface.
Opening and programming via Argo App on iOS and Android devices.
Motorised opening and closing of deadbolts and latchbolt
Quick opening from inside the room with "Single Action" handle (optional)
Opening via PIN code, RFID Credentials 13.56 Mhz (ISO 14443A-ISO 14443B) Classic Mifare, Plus, Desfire
Opening via European profile cylinder (EN1303, DIN 18252)
Battery powered low-energy consumption device (optional)
Wake up upon RFID card detection (patented)
Battery charge status detection
Light and sound signals
Hold open function (office function) without extra energy consumption
5 different operation modes can be set by the user
Real Time Clock/Calendar
Memory storage of 300 users
Memory of the last 1000 events
Software that can be update by the user in the field
Compatible with the main mechanical locks for security doors







x1R Smart

TECHNICAL FEATURES

Backset: 63 mm
Deadbolt projection: 3 mm to 13 mm
Deadbolts:
- In chrome-plated steel
- Cylindrical section ø 18 mm
- Versions with 3 pistons (37 mm) and 4 pistons (28 mm)
- 2 throws
- Total excursion 30 mm

Latchbolt:
- In chrome plated steel
- Reversible hand
- Cylindrical section ø 20 mm
- Adjustable projection (+6 mm)

Door contacts:
- Two front contacts in chrome-plated brass
- Rectangular section 10x8
- Reversible hand
- Adjustable projection from 0 to 15 mm
- Nylon stop with chrome plated brass contacts
- Connection for power supply from 8 to 30 VDC 30W

Mechanical controls:
- Set up for European profile cylinder (EN1303, DIN 18252)
- Cylinder fixing system through support side screw
- Handle follower: section 8 mm
- Centre distance between handle follower and cylinder hole 85 mm

Lock fixings:
- Mortice lock with front plate in chrome-plated steel (dimensions H 410 mm x L 35 mm x W 3 mm)
- Rim lock with 4 fixing screws M6
- Rim lock with 4 fixing screw nuts M6

Lockcase dimensions:
- Width 30 mm
- Height 262 mm
- Depth 136 mm

Top and bottom rod attachments:
- In zinc-plated steel
- Maximum projection 53 mm (upper), 50 mm (lower)
- Rods projection 20 mm

Power supply:
- Battery operated with 6 1.5 VDC alkaline batteries (duration around 30,000 opening cycles)
- Power supply from 8 to 30 VDC 30W
- Consumption at rest 0.05A – Maximum (forced) 2.5A

x1R Smart

Connections:
- Bluetooth LE 4.0 radio module (integrated into external control modules)
- External control module with RFID reader 13.56 Mhz (ISO 14443A-ISO 14443B) Classic Mifare, Plus, Desfire
- External control module with backlit keypad and RFID reader 13.56 Mhz (ISO 14443A-ISO 14443B), Classic Mifare, Plus, Desfire
- Two button internal control module (encrypted communication)
- Opto-isolated opening control 8-30 VDC/VAC
- Power from 8 to 30 VDC 30W

Relay status signal configurable from the App:
- Door secured (in frame door + deadbolts and latchbolt out)
- Opening control for motorised door operator

Software:
- Argo app for smartphone
- Free and available for iOS and Android devices
- OEM development platform available via SDK

Programming:
- Master Card set for programming
- With Argo App (User Management, Door parameters, Events logs, Utility)
- Lock firmware and peripheral devices can be updated on-site

Opening credentials:
- Card, key fob and Iseo transponder keyring
- Card 13.56 Mhz (ISO 14443A-ISO 14443B) Classic Mifare, Plus, Desfire
- Pin code (from 4 to 14 digits)
- Programming of a maximum of 300 credentials

Environmental characteristics:
- Operating temperature -20°C +70°C
- Storage temperature -25°C +75°C
- IP lock protection grade: IP44

Reference standards UNI EN 14846:2008
- Classification 3M800M711

Options and versions:
- Standard or with “Single Action” quick opening device
- Rim or mortice version
- 3 pistons (37 mm) and 4 pistons (28 mm)
- Bolt projection 3 mm or 13 mm
- Battery operated (with mains electricity power supply optional)
- Mains electricity (with optional back-up batteries)
- Connection through 8-pole multifunction cables
- Remote control connection through bipolar cable and adjustable door contact.

x1R Smart Installation schemes

BATTERY OPERATED
EXTERNAL POWER SUPPLY UNIT (OPTIONAL)

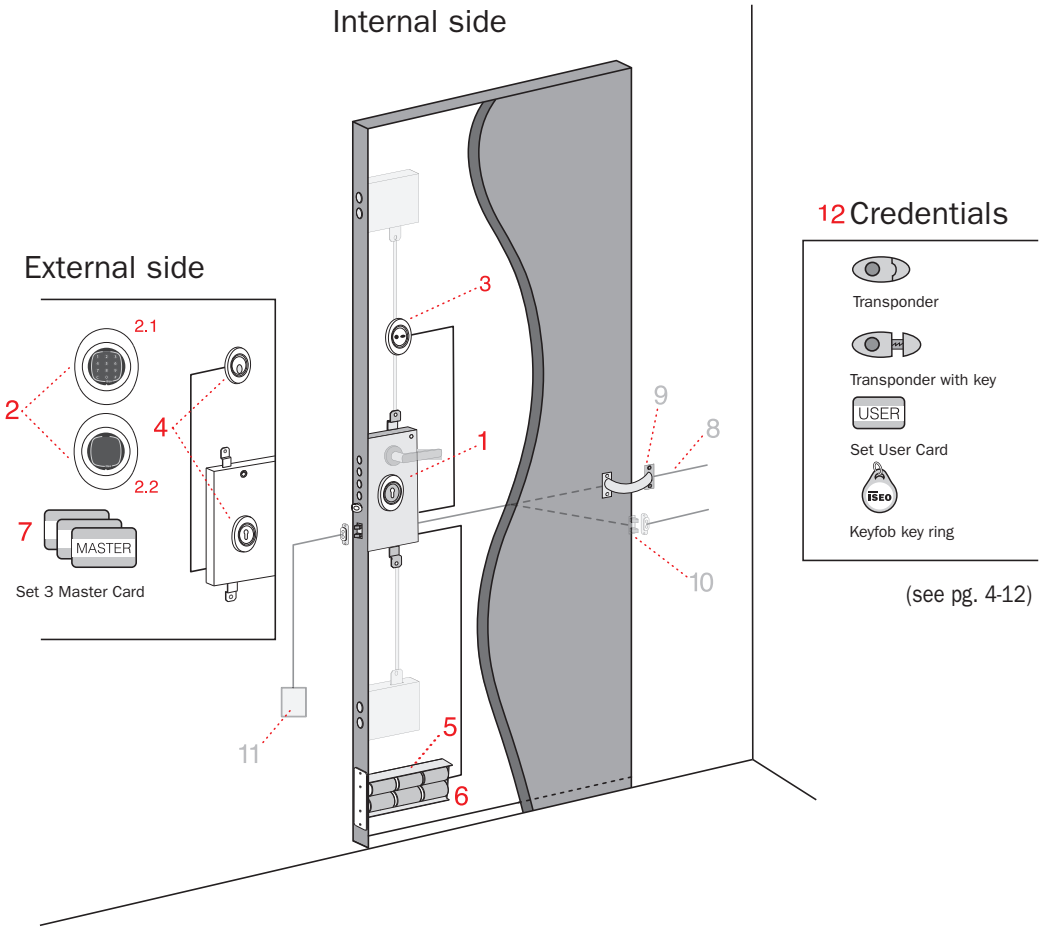

(see pg. 4-12)

1. x1R Smart lock
   Code 696XXXXXXXX (pg. 4-10)

2. External control module
   2.1 Keypad + RFID Reader + Bluetooth
   Code 98PB0696 (pg. 4-12)
   2.2 RFID Reader + Bluetooth
   Code 98TB0696 (pg. 4-12)

3. Two-button internal control module
   Code 98PI0696 (pg. 4-12)

4. Escutcheons with various finishes
   Code 98NXXXX (pg. 4-15)

5. Battery holder
   Code 5820069600005 (pg. 4-13)

6. Kit 6 alcaline batteries Code 5820060006 (pg. 4-13)

7. Master Card set Code 5E402004.3 (pg. 4-12)

8. Bipolar connection cable for remote control (optional) Code 98CR0696 (pg. 4-13)

9. Spring concealer lead cover (optional) (pg. 4-14)

10. Adjustable door contact (optional) Code 98MO2170 (pg. 4-13)

11. Power supply unit (optional) Code58700069603809 (pg. 4-13)

12. Credentials (pg. 4-12)

x1R Smart Installation schemes

MAINS ELECTRICITY POWER SUPPLY
BACK-UP BATTERIES (OPTIONAL)

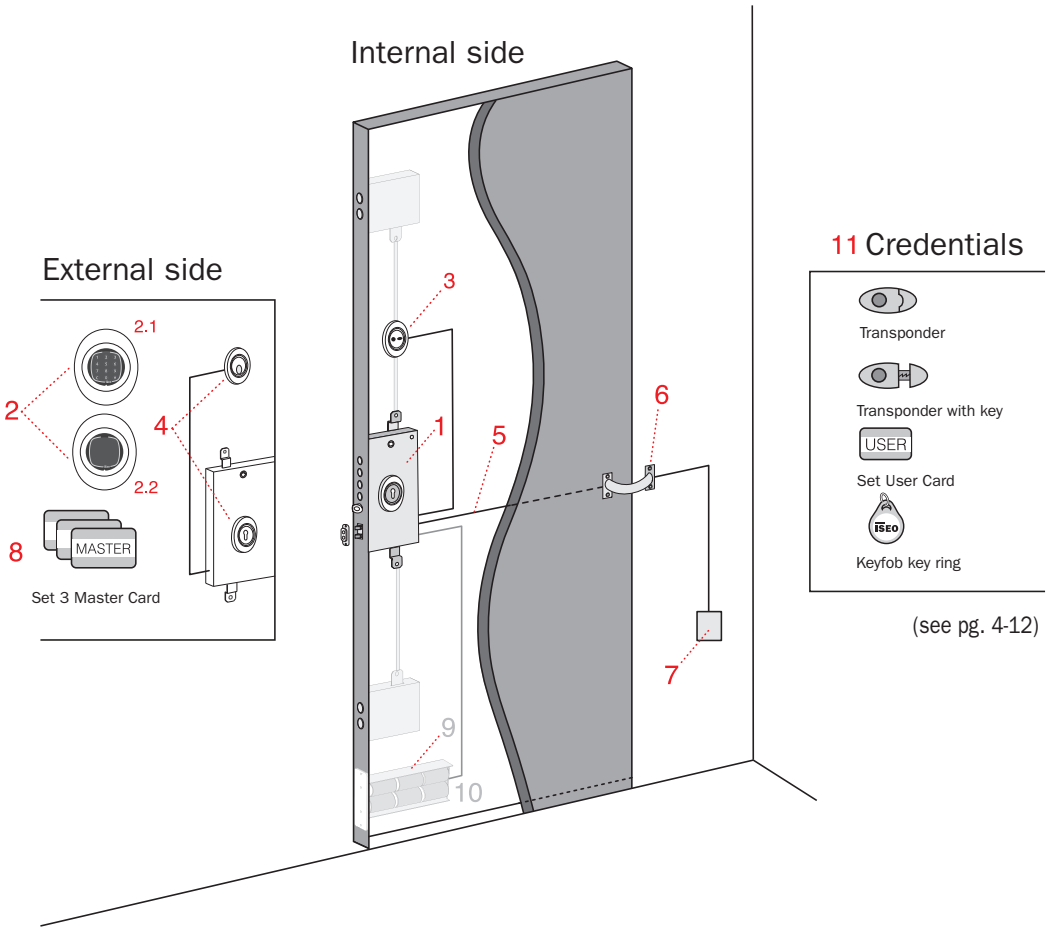

(see pg. 4-12)

1. x1R Smart lock
   Code 696XXXXXXXX (pg. 4-10)

2. External control module
   2.1 Keypad + RFID Reader + Bluetooth
   Code 98PB0696 (pg. 4-12)
   2.2 RFID Reader + Bluetooth
   Code 98TB0696 (pg. 4-12)

3. Two-button internal control module
   Code 98PI0696 (pg. 4-12)

4. Escutcheons with various finishes
   Code 98NXXXX (pg. 4-15)

5. 8-pole multifunction connection cable
   Code 98MP0696 (pg. 4-13)

6. Spring concealer lead cover (optional) (pg. 4-14)

7. Power supply unit (optional)
   Code 58700069603809 (pg. 4-13)

8. Master Card set Code 5E402004.3 (pg. 4-12)

9. Battery holder
   Code 5820069600005 (pg. 4-13)

10. Kit 6 alkaline batteries (optional)
    Code 5820060006 (pg. 4-13)

11. Credentials (pg. 4-12)

x1R Smart SINGLE ACTION Installation schemes

BATTERY OPERATED
EXTERNAL POWER SUPPLY UNIT (OPTIONAL)

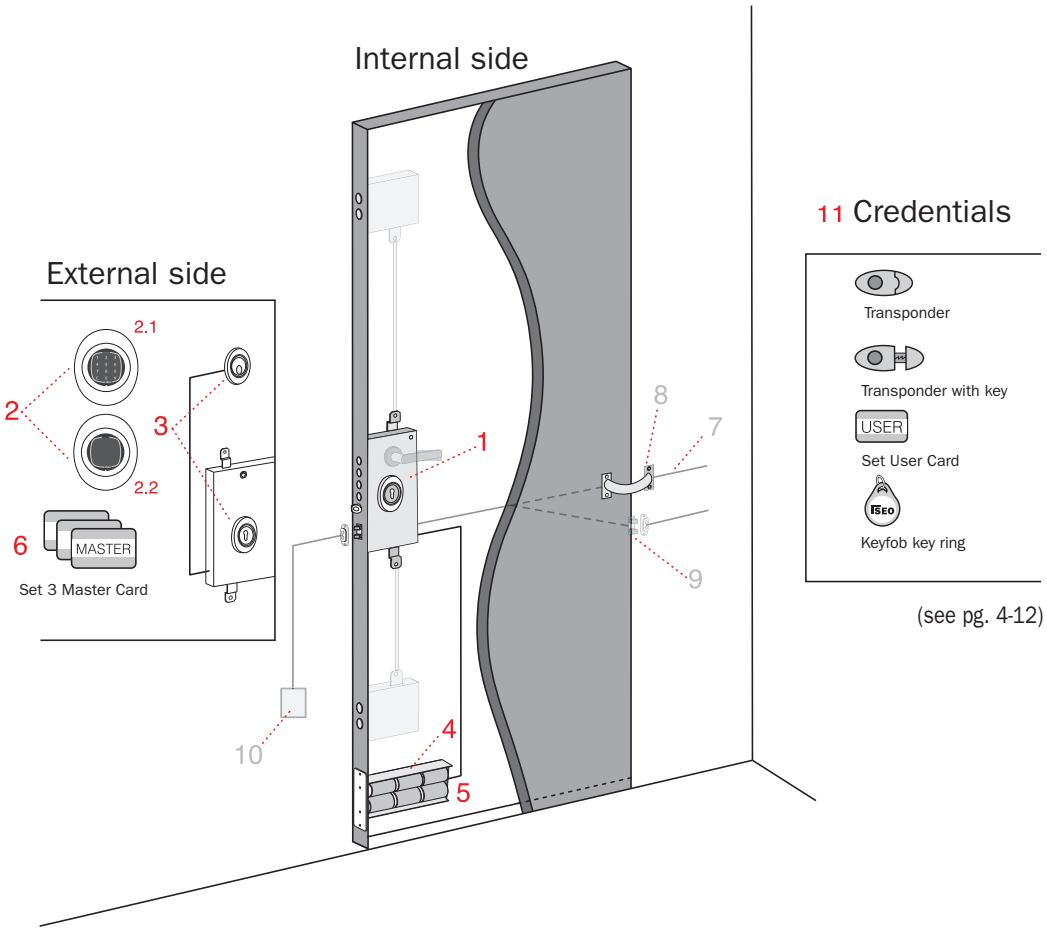

(see pg. 4-12)

1. x1R Smart lock
Code 699XXXXXXXX (pg. 4-10)

2. External control module
2.1 Keypad + RFID Reader + Bluetooth
Code 98PB0696 (pg. 4-12)
2.2 RFID Reader + Bluetooth
Code 98TB0696 (pg. 4-12)

3. Escutcheons with various finishes
Code 98NXXXX (pg. 4-15)

4. Battery holder
Code 5820069600005 (pg. 4-13)

5. Kit 6 alcaline batteries Code 5820060006 (pg. 4-13)

6. Master Card set Code 5E402004.3 (pg. 4-12)

7. Bipolar connection cable for remote control (optional) Code 98CR0696 (pg. 4-13)

8. Spring concealer lead cover (optional) (pg. 4-14)

9. Adjustable door contact (optional) Code 98MO2170 (pg. 4-13)

10. Power supply unit (optional) Code58700069603809 (pg. 4-13)

11. Credentials (pg. 4-12)

x1R Smart SINGLE ACTION Installation schemes

MAIN ELECTRICITY POWER SUPPLY
BACK-UP BATTERIES (OPTIONAL)

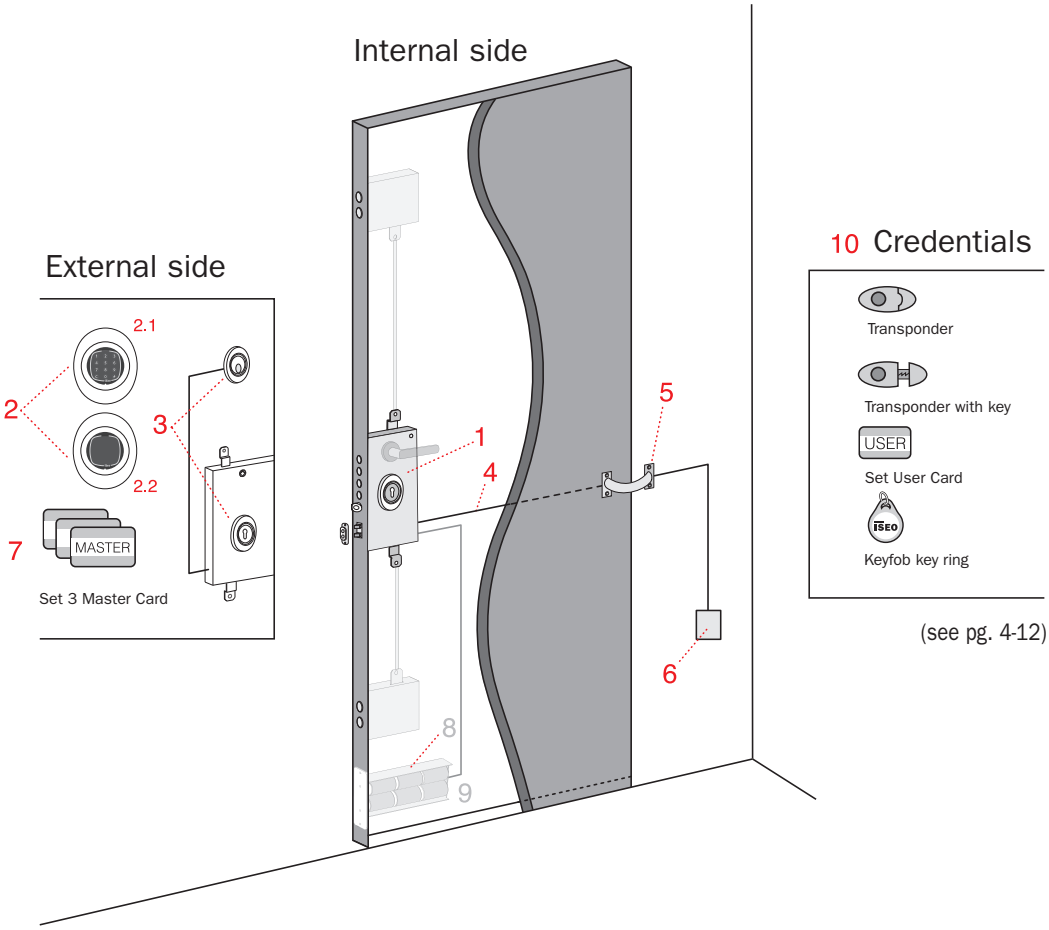

(see pg. 4-12)

1. x1R Smart lock
   Code 699XXXXXXXX (pg. 4-10)

2. External control module
   2.1 Keypad + RFID Reader + Bluetooth
   Code 98PB0696 (pg. 4-12)
   2.2 RFID Reader + Bluetooth
   Code 98TB0696 (pg. 4-12)

3. Escutcheons with various finishes
   Code 98NXXXX (pg. 4-15)

4. 8-pole multifunction connection cable
   Code 98MP0696 (pg. 4-13)

5. Spring concealer lead cover (optional) (pg. 4-14)

6. Power supply unit
   Code 58700069603809 (pg. 4-13)

7. Master Card set
   Code 5E402004.3 (pg. 4-12)

8. Battery holder
   Code 5820069600005 (pg. 4-13)

9. Kit 6 alcaline batteries (optional)
   Code 5820060006 (pg. 4-13)

10. Credentials (pg. 4-12)

x1R Smart

Rim version

Motorised electronic lock with European profile cylinder.
Deadbolts in chrome-plated steel ø 18 mm, projection 30 mm
Reversible latchbolt ø 20 mm, adjustable projection.
Handle follower 8 mm for latchbolt operation.
Top and bottom attachments for rods for additional closures.
Rim fixing with 4 passing screws or screw nuts.
Set up for M6 passing screws for cylinder protection fixing.
Reversible door sensor with adjustable projection, including alignment device.
Supplied with: lock, door sensor, cylinder fixing screws, assembly instructions.

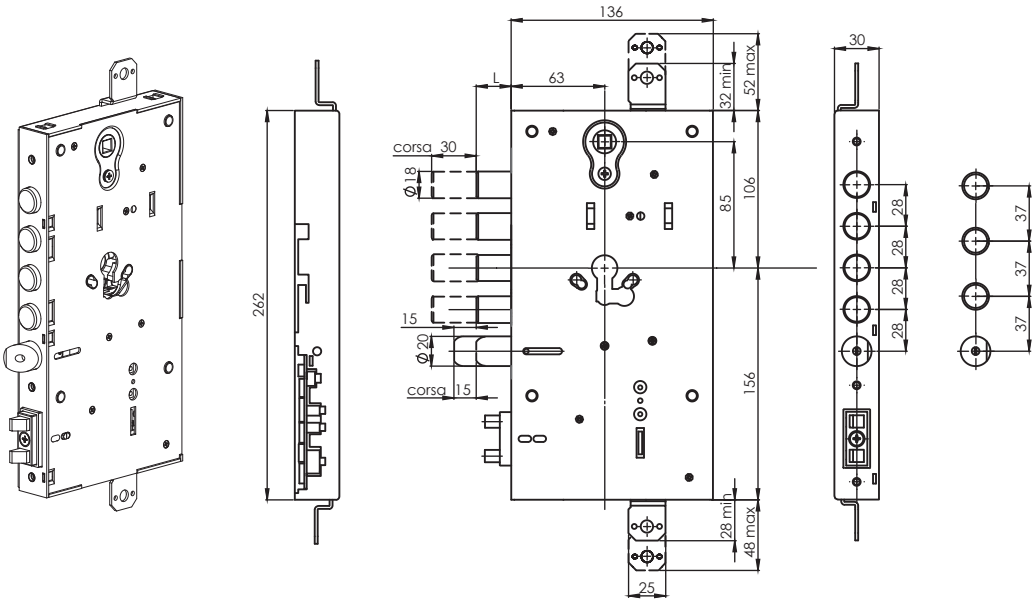

	Code		Single package	Multiple package	Min. ord.
Smart					
4 DEADBOLTS. Projection 3. Centre distance 28.	**6960328050**		1	-	1
4 DEADBOLTS. Projection 13. Centre distance 28.	**6961328050**		1	-	1
3 DEADBOLTS. Projection 3. Centre distance 37.	**6960337050**		1	-	1
3 DEADBOLTS. Projection 13. Centre distance 37.	**6961337050**		1	-	1
Smart SINGLE ACTION with quick release via the handle					
4 DEADBOLTS. Projection 3. Centre distance 28.	**6990328050**		1	-	1
4 DEADBOLTS. Projection 13. Centre distance 28.	**6991328050**		1	-	1
3 DEADBOLTS. Projection 3. Centre distance 37.	**6990337050**		1	-	1
3 DEADBOLTS. Projection 13. Centre distance 37.	**6991337050**		1	-	1

Code	Single package	Multiple package	Min. ord.

x1R Smart

Mortice version

Motorised electronic lock with European profile cylinder.
Deadbolts in chrome-plated steel ø 18 mm, projection 30 mm
Reversible latch ø 20 mm, adjustable projection.
Handle follower 8 mm for latchbolt operation.
Top and bottom attachments for rods for additional closures.
Mortice fixing with front plate in chrome-plated steel mm 410x35x3.
Set up for M6 passing screws for cylinder protection fixing.
Reversible door sensor with adjustable projection, including alignment device.
Supplied with: lock, door sensor, cylinder fixing screws, assembly instructions.

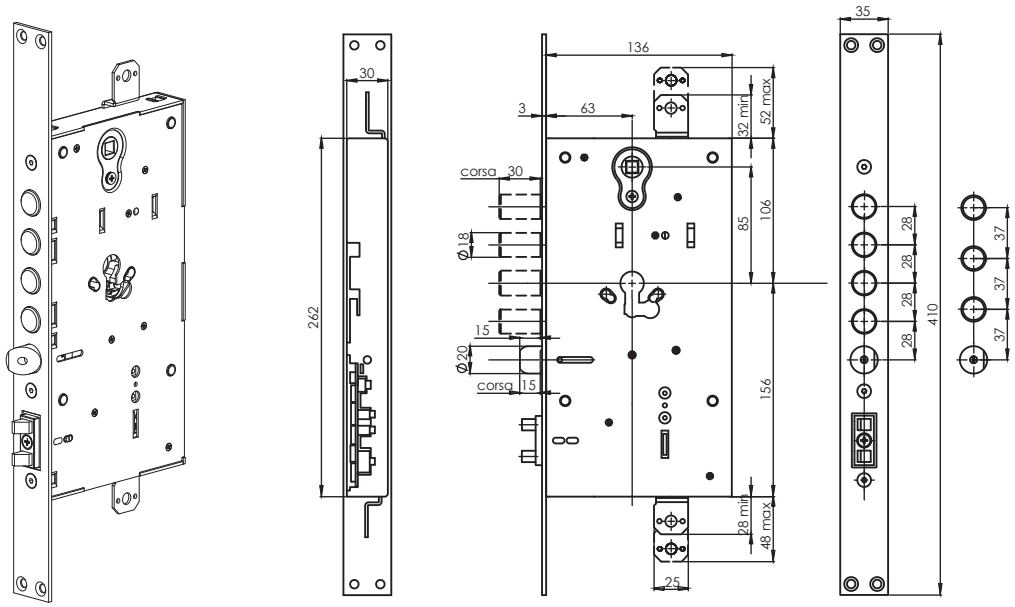

Smart

4 DEADBOLTS. Centre distance 28.	**6960028050**	1	-	1
3 DEADBOLTS. Centre distance 37.	**6960037050**	1	-	1

Smart SINGLE ACTION with quick release via the handle

4 DEADBOLTS. Centre distance 28.	**6990028050**	1	-	1
3 DEADBOLTS. Centre distance 37.	**6990037050**	1	-	1

x1R Smart Readers and credentials

	Code	Single package	Multiple package	Min. ord.
 2-BUTTON INTERNAL CONTROL MODULE Compatible with x1R SMART, includes connection cable L 60 cm. Encrypted data communication protocol.	**98PI0696**	1	-	1
 EXTERNAL CONTROL MODULE WITH RFID READER 13.56 MHZ AND BLUETOOTH 4.0 LE Compatible with x1R SMART, includes pair of connection cables L 100 mm Encrypted data communication protocol.	**98TB0696**	1	-	1
 EXTERNAL CONTROL MODULE WITH KEYBOARD, RFID READER 13,56 MHZ AND BLUETOOTH 4.0 LE compatible with x1R SMART includes pair of connection cables L 100 mm Encrypted data communication protocol.	**98PB0696**	1	-	1
 **MASTER CARD SET**. 3 cards (#1, #2, #3). ISO 14443/A chip. Package: 3 cards, operating instructions.				
Iseo Logo	**5E402004.3**	1	-	1
Blank on both sides	**5E402014.3**	1	-	1
 **USER CARDS** ISO 14443/A chip.				
Iseo Logo	**5E402001.A**	10	-	10
Blank on both sides	**5E402011**	10	-	10
TRANSPONDER ISEO 13,56 Mhz				
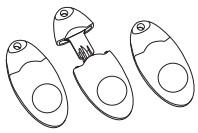 Only transponder (red)	**XKEY006960000**	1	-	1
Only transponder (grey)	**XKEY006960200**	1	-	1
Transponder with key (blue)*	**XKEY006960100**	1	-	1
3 transponders (red)	**XKEY016960000**	1	-	1
3 transponders (grey)	**XKEY016960200**	1	-	1
3 transponders with key (blue)*	**XKEY016960100**	1	-	1

*Cylinder and keys to be ordered separately.
Specify dimensions of the cylinder for version with mechanical key.

 **USER KEYFOB TRANSPONDER** Mifare 13,56 Mhz 1K ISO 14443/A chip				
With ISEO logo	**KEYFOB1356MF1**	4	-	4

x1R Smart Power supply units and cables

	Code	Single package	Multiple package	Min. ord.
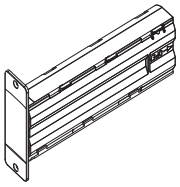 BATTERY HOLDER in black nylon for 6 D-type batteries Compatible with x1R SMART supplied with bipolar connection cable L 240 cm. (batteries not provided).	**5820069600005**	1	-	1
 6 D-TYPE BATTERIES 1.5V ALKALINE	**5820060000006**	1	-	1
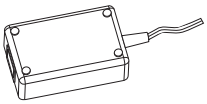 POWER SUPPLY UNIT 9 V - 4 A for direct power. Compatible with x1R SMART with connection cable.	**5870069603809**	1	-	1
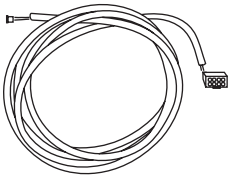 BIPOLAR CONNECTION CABLE FOR REMOTE CONTROL L 450 cm compatible with x1R SMART.	**98CR0696**	1	-	1
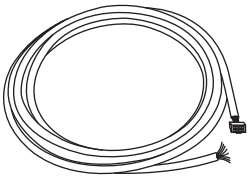 8-POLE MULTIFUNCTION CONNECTION CABLE L 450 CM FOR REMOTE CONTROL, DOOR STATUS, DIRECT POWER AND LOCKBUS COMMUNICATION Compatible with x1R Smart.	**98MP0696**	1	-	1
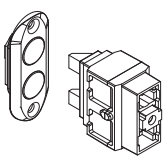 ADJUSTABLE DOOR CONTACT KIT FOR REMOTE CONTROL Includes bipolar connection cable L 200 cm and door contact. Compatible with x1R SMART.	**98M02170**	1	-	1
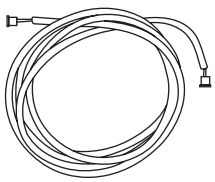				

x1R Smart Accessories

	Code	Single package	Multiple package	Min. ord.
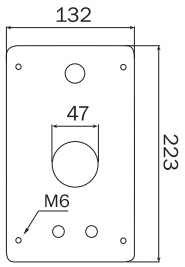 FIXING PLATE in steel 3 mm thickness. 4 fixing holes M6	**99069800**	1	-	1
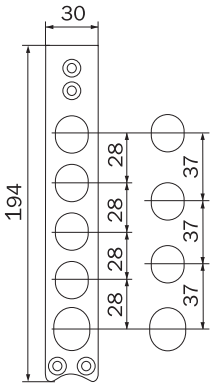 STRIKING PLATE COVER IN CHROME-PLATED STEEL.				
L = 28 mm	**2000006980028**	1	-	1
L = 37 mm	**2000006980037**	1	-	1
 SPRING CONCEALER LEAD COVER **flexible**. For openings up to 180°.	**60130000**	1	-	1
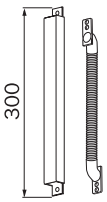 CONCEALER LEAD COVER flexible, in stainless steel **flush version** L = 300 mm. For openings up to 90°. Compatible with Thesis, Top Exit DGT, x1R.	**881000000**	1	-	1
 CONCEALER LEAD COVER external, flexible, stainless steel INOX L=300	**94403010E**	1	-	1
CONCEALER LEAD COVER external, flexible, stainless steel INOX L=450	**FXAGFA45D900000**	1	-	1

x1R Smart Accessories

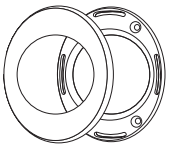

Universal single escutcheons made of a nylon base, brass cover and fixing screw.
Compatible with: 98P* - 98T*

	Code	Single package	Multiple package	Min. ord.
BRONZE PLATED	**98N0XBRO**	1	-	1
POLISHED CHROME	**98N0XCRL**	1	-	1
SATIN CHROME	**98N0XCRS**	1	-	1
POLISHED BRASS VARNISHED	**98N0XOLV**	1	-	1
BRONZE PLATED	**98N1DBRO**	10	-	10
POLISHED CHROME	**98N1DCRL**	10	-	10
SATIN CHROME	**98N1DCRS**	10	-	10
POLISHED BRASS VARNISHED	**98N1DOLV**	10	-	10



NYLON INSERT for European profile cylinder.	**98N00CIL**	10	-	10

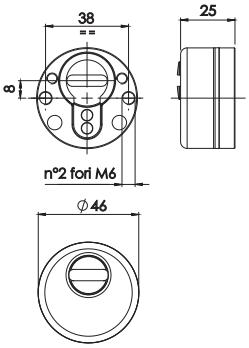

EKOS - Escutcheons and cylinders protection in zinc alloy with anti-drill balls, setting system.

latch projection 24 mm - POLISHED CHROME	**98114624**	10	-	10
latch projection 24 mm - POLISHED BRASS VARNISHED	**98124624**	10	-	10
latch projection 24 mm - SATIN CHROME	**98134624**	10	-	10
latch projection 24 mm - BRONZE PLATED	**98144624**	10	-	10
Spacer - projection 5 mm	**98460005**	10	-	10
Anti-snatch spacer - projection 5 mm	**98550006**	10	-	10

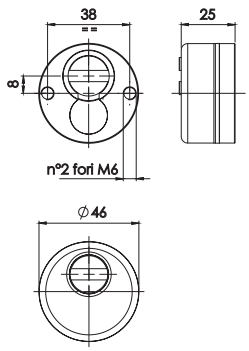

ONE - Escutcheons and cylinders protection in tempered steel, included fixing screw M6.

latch projection 24 mm - BLACK VARNISHED	**98014624**	10	-	10
latch projection 24 mm - POLISHED BRASS VARNISHED	**98024624**	10	-	10
latch projection 24 mm - SATIN CHROME	**98034624**	10	-	10
latch projection 24 mm - POLISHED CHROME	**98044624**	10	-	10

Common accessories can be found on pages 4-46

SWISSDOOR
DØRTEKNIK FOR PROFESSIONELLE

Locks for armoured doors

x1R Easy



x1R Easy

x1R, available in mortice and rim versions, is an electronic motorized lock specifically developed to be installed on armoured doors.

Key points

It works with an electric motor controlled by a powerful microprocessor and the deadbolt action is always guaranteed by the mechanical operation of the key, even in case of power supply failure.

x1R locks have the same sizes and accessories as the mechanical locks, so they are interchangeable; thanks to simply electric connections the installation is very easy.

All versions are reversible, have different deadbolt extensions and centre distances.

Escutcheons are available in three different finishes.

Thanks to its structure it is classified at the maximum level (7) for the anti-intrusion protection (EN12209).


CERTIFICAZIONE DI PRODOTTO
PRODUCT CERTIFICATION

It is certified

x1R is conceived and manufactured in compliance with European standards EN14846 with the following classification:

3	M	8	0	0	M	7	1	1

Technical features

Central lock with top and bottom rods connector.

Versions with 3 or 4 deadbolts diameter 18 mm.

European profile cylinder hole.

Handle follower 8 mm.

Backset 63 mm.

Centre distance 85 mm.

Power supply:
- battery (6 batteries 1,5 Vdc)
- power supply unit from 9 to 14 Vdc

5 function modes to be set by the end user.

RFID cards/keys reader frequency 125 Khz.

Numerical keyboard (optional).

Opening by external control (remote control, pushbutton, etc.)

Keys or master and user code programming.

Keyboard for opening and programming (from inside).

In line frame sensor.

Operating temperature: -10°C ÷ +60°C

x1R Easy Installation schemes

OPERATING WITH ALKALINE BATTERIES

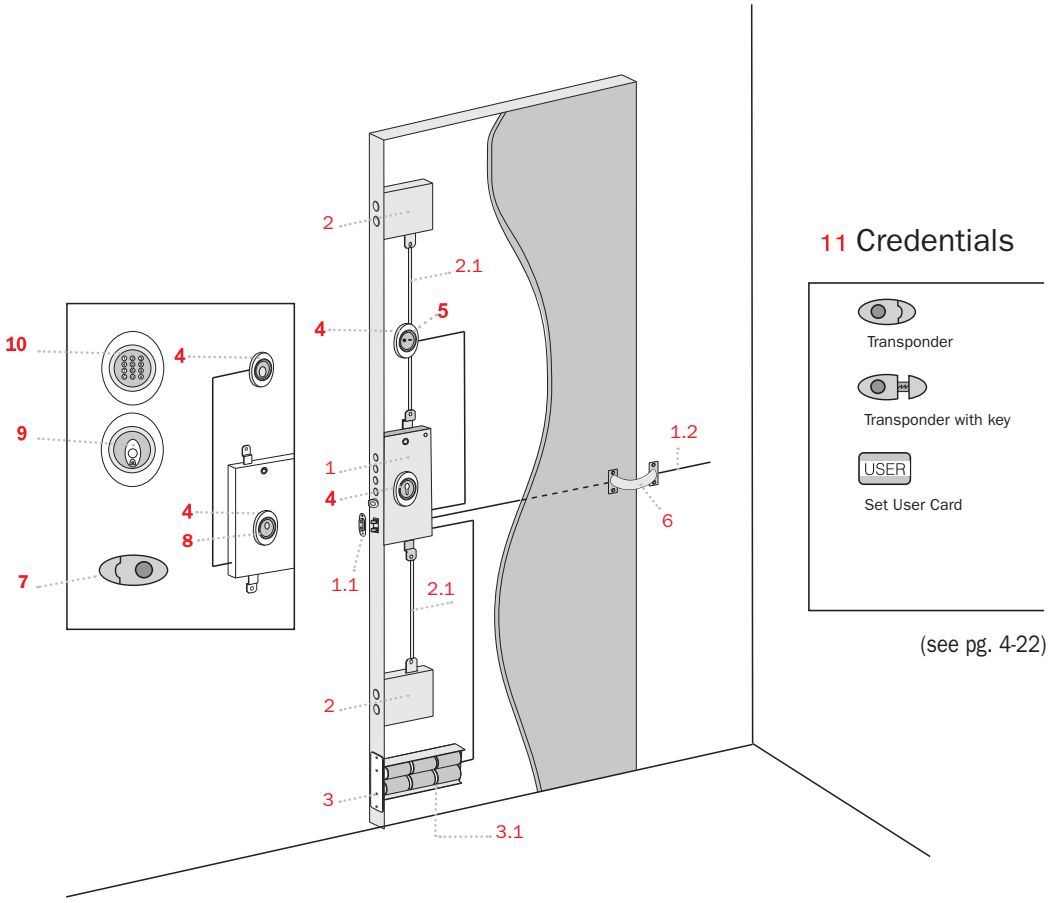

(see pg. 4-22)

Internal side

1. Mortice and rim lock
   1.1 Door sensor
   (supplied with the lock)
   1.2 Cable for remote control
   (supplied with the lock)

2. Deviator
   2.1 Connecting rod

3. Battery holder
   with power cable
   3.1 Alcaline batteries set

4. Escutcheon (please specify the finish)
5. Programming logic

6. Concealer lead cover

7. xKey (please specify number and type)

8. Cylinder protection Ø 46 H 26 mm

9. Transponder reader

10. Keyboard with TAG reader

11. Credentials

x1R Easy Installation schemes

OPERATING WITH RECHARGEABLE BATTERIES

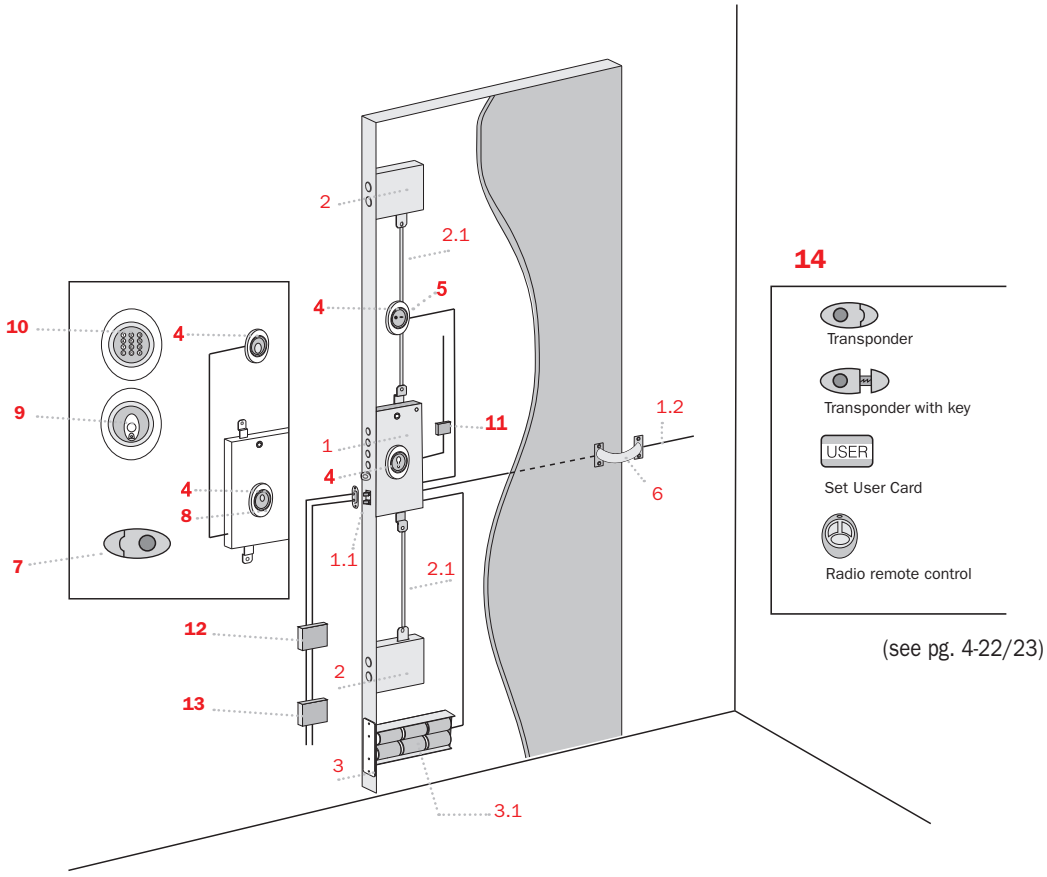

(see pg. 4-22/23)

Internal side

1. Mortice and rim lock
   - 1.1 Door sensor (supplied with the lock)
   - 1.2 Cable for remote control (supplied with the lock)
2. Deviator
   - 2.1 Connecting rod
3. Battery holder with power cable
   - 3.1 Rechargeable batteries set
4. Escutcheon (please specify the finish)
5. Programming logic
6. Concealer lead cover
7. xKey (please specify number and type)
8. Cylinder protection Ø 46 H 26 mm
9. Transponder reader
10. Keyboard with TAG reader
11. Receiver for radio remote control
12. Battery charger
13. Transformer
14. Credential

x1R Easy Installation schemes

OPERATING WITH DIRECT POWER SUPPLY

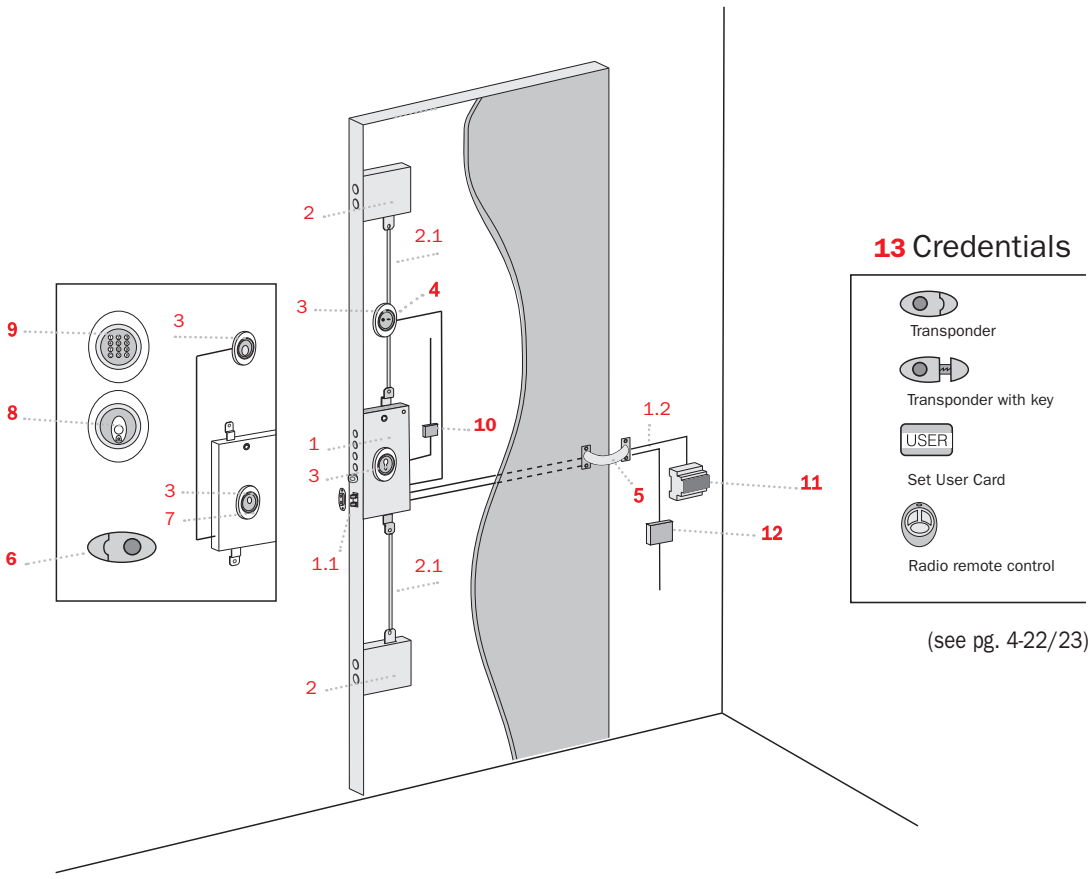

(see pg. 4-22/23)

Internal side

1. Mortice and rim lock
   - 1.1 Door sensor (supplied with the lock)
   - 1.2 Cable for remote control (supplied with the lock)
2. Deviator
   - 2.1 Connecting rod
3. Escutcheon (please specify the finish)
4. Programming logic
5. Concealer lead cover
6. xKey (please specify number and type)
7. Cylinder protection Ø 46 H 26 mm
8. Transponder reader
9. Keyboard with TAG reader
10. Receiver for radio remote control
11. I/O electronic boar
12. Power supply unit
13. Credential

ICIM CERTIFIED PRODUCT

x1R Easy

x1R Easy with electronics on board. Power supply 9Vdc.
Consumption 0.2 A. 1,5 sec. delayed time.
15 sec. courtesy time.
Operating temperature: -10°C ÷ +60°C

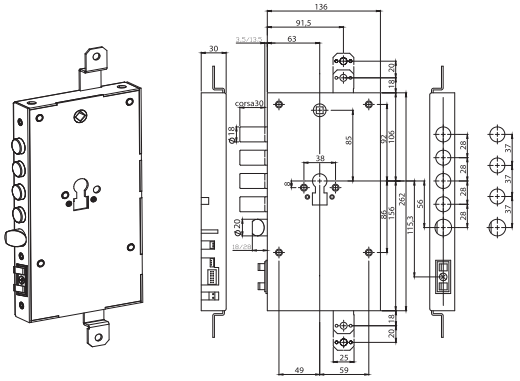

RIM VERSION

	Code	Single package	Multiple package	Min. ord.
4 DEADBOLTS. Projection 3. Centre distance 28.	**6980328**	1	-	1
4 DEADBOLTS. Projection 13. Centre distance 28.	**6981328**	1	-	1
3 DEADBOLTS. Projection 3. Centre distance 37.	**6980337**	1	-	1
3 DEADBOLTS. Projection 13. Centre distance 37.	**6981337**	1	-	1

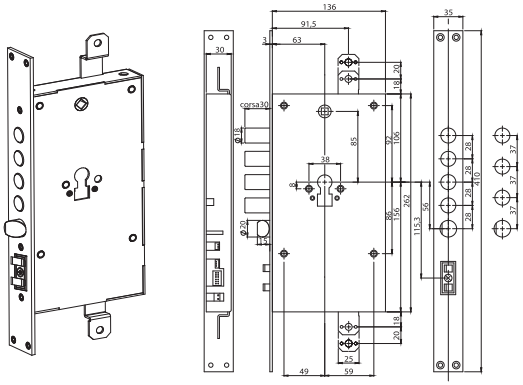

MORTICE VERSION

	Code	Single package	Multiple package	Min. ord.
4 DEADBOLTS. Centre distance 28.	**6980028**	1	-	1
3 DEADBOLTS. Centre distance 37.	**6980037**	1	-	1

x1R Easy Accessories

	Code	Single package	Multiple package	Min. ord.
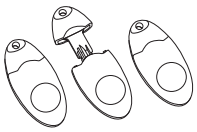 X.KEY TRANSPONDER				
Please specify the size of the cylinders for the version with mechanical key.				
Suitable for x1R Easy.				
transponder only (red)	**XKEY006980000**	1	-	1
transponder only (grey)	**XKEY006980200**	1	-	1
transponder with key (blue)*	**XKEY006980100**	1	-	1
3 transponders (red)	**XKEY016980000**	1	-	1
3 transponders (grey)	**XKEY016980200**	1	-	1
3 transponders with key (blue)*	**XKEY016980100**	1	-	1

*Cylinders and keys to be ordered separately.



XCARD USER 125 KHz.				
Suitable only for transponder reader code 0000098TE0698	**XKARD69800125**	10	-	10

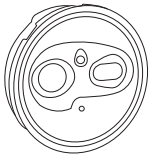

INTERNAL OPENING PUSHBUTTONS AND PROGRAMMING BOARD.				
Suitable for x1R Easy.	**98PI0698**	1	-	1

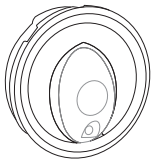

TRANSPONDER READER (TAG).				
Suitable for x1R Easy.	**98TE0698**	1	-	1



KEYPAD WITH INTEGRATED TAG READER.				
Suitable for x1R Easy.	**98PE0698**	1	-	1

x1R Easy Accessories

	Code	Single package	Multiple package	Min. ord.
ROLLING CODE RADIO REMOTE CONTROL.				
  A B				
A RADIO REMOTE CONTROL	**5870006980003**	1	-	1
B RECEIVER	**5870006980008**	1	-	1
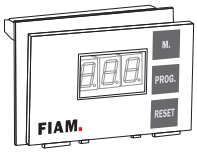 GATES RADIO FREQUENCY CONTROL.	**5870006980006**	1	-	1
 VOLTAGE REGULATOR input 12V dc - Output 9Vdc.	**5870006980009**			
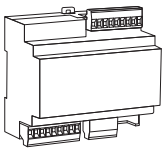 I/O ELECTRONIC BOARD.	**5870006980007**	1	-	1
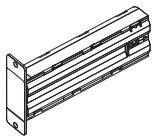 BATTERY HOLDER (batteries not included)	**5820069800005**	1	–	1
 6 BATTERIES TYPE D 1,5V				
ALKALINE	**5820060000006**	1	-	1
RECHARGEABLE	**5820060000016**	1	-	1

x1R Easy Accessories

	Code	Single package	Multiple package	Min. ord.
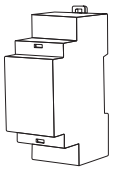 BATTERY CHARGER.	**5820060010016**	1	-	1
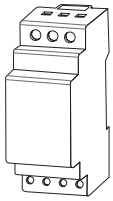 TRANSFORMER input 220 Vdc-Output 12 V-15 VA	**5820006980000**	1	-	1
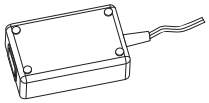 POWER SUPPLY UNIT 9 V – 2,89 A for direct power supply (without batteries).	**5870000003809**	1	-	1

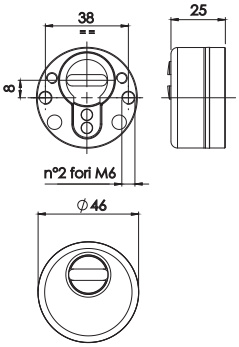

EKOS - Escutcheons and cylinders protection in zinc alloy with anti-drill balls, setting system.

latch projection 24 mm - POLISHED CHROME	**98114624**	10	-	10
latch projection 24 mm - POLISHED BRASS VARNISHED	**98124624**	10	-	10
latch projection 24 mm - SATIN CHROME	**98134624**	10	-	10
latch projection 24 mm - BRONZE PLATED	**98144624**	10	-	10
Spacer - projection 5 mm	**98460005**	10	-	10
Anti-snatch spacer - projection 5 mm	**98550006**	10	-	10

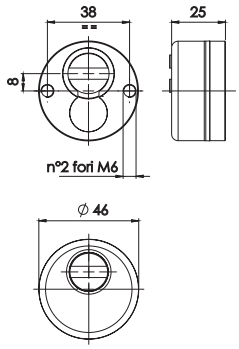

ONE - Escutcheons and cylinders protection in tempered steel, included fixing screw M6.

latch projection 24 mm - BLACK VARNISHED	**98014624**	10	-	10
latch projection 24 mm - POLISHED BRASS VARNISHED	**98024624**	10	-	10
latch projection 24 mm - SATIN CHROME	**98034624**	10	-	10
latch projection 24 mm - POLISHED CHROME	**98044624**	10	-	10

x1R Easy Accessories

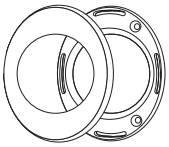

Universal single escutcheons made of a nylon base, brass cover and fixing screw.
Compatible with: 98P* - 98T*

	Code	Single package	Multiple package	Min. ord.
BRONZE PLATED	**98N0XBRO**	1	-	1
POLISHED CHROME	**98N0XCRL**	1	-	1
SATIN CHROME	**98N0XCRS**	1	-	1
POLISHED BRASS VARNISHED	**98N0XOLV**	1	-	1
BRONZE PLATED	**98N1DBRO**	10	-	10
POLISHED CHROME	**98N1DCRL**	10	-	10
SATIN CHROME	**98N1DCRS**	10	-	10
POLISHED BRASS VARNISHED	**98N1DOLV**	10	-	10



NYLON INSERT for European profile cylinder.	**98N00CIL**	10	-	10

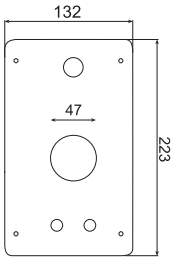

STEEL SUPPORTING PLATE thickness 3 mm.	**99069800**	1	-	1

CHROME-PLATED STEEL STRIKING PLATE COVER.

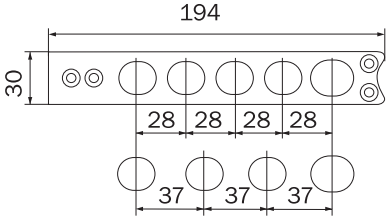

l=28 mm	**2000006980028**	1	-	1
l=37 mm	**2000006980037**	1	-	1

SWISSDOOR
DØRTEKNIK FOR PROFESSIONELLE

Locks for armoured doors

Serie 600

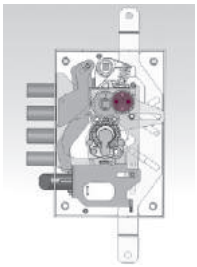

All **600G e 600GF series cylinder** locks are equipped with a deadbolt movement **mechanism** with gear wheels. This system raises the quality standards to a market leading position, such as:
- cylinder rotation with minimal effort
- silent movement
- very high cyclic durability
- no wear of the cylinder cam
- impossibility of key catching due to insufficient rotation
- compatible with cylinders of various origin

All **600 series cylinder locks with gear mechanism** comply with grade 7 (maximum) of standard EN12209 in relation to "property security".

All **600 series cylinder** have side screws to fix the cylinder. This is the most widespread system and as well as being very practical it provides strong support to the cylinder which, being completely enclosed in its casing, has higher resistance compared with classic fixing with frontal screws.



All **600 series cylinder Double Bit locks** have 6 independent gorges and a mentonnet in carbo-nitrided steel that have a special profile with an anti-manipulation system i.e. effective protection against opening attempts without break-in using picklocks and/or manipulation tools. This feature raises the security standards to a leading position on the market.

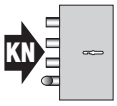

All **600 series cylinder Double Bit locks** with the deadbolt reinforcement system "H" (on request) reach grade 7 (maximum) of the standard EN12209 in relation to "property security". Locks with the deadbolt reinforcement system (optional) and with the anti-manipulation system (standard) are recognised as an "anti-burglar" system.





All **600 series cylinder Double Bit locks** can be rekeyable i.e. the construction keys and/or first property keys can be replaced by new keys that exclude the previous keys, for more security and your own peace of mind. This operation, which is simple, quick and therefore extremely private, can be carried out directly by the user in just a few seconds with the door open, without replacing internal parts of the lock nor disassembling panels, escutcheons etc.



All **600 series cylinder Double Bit locks** are protected against "power keys". This is a key-shaped tool made from highly resistant material which is used to break the blocking elements of a lock. For this reason the deadbolt movement plate has a special structure in which the dragging element has a section for "controlled breakage" which prevents unauthorized opening.

All **600 series cylinder Double Bit locks** have several configurations to adapt themselves to various types of doors.
-**"D" and "G"**: locks with latchbolt at the bottom, handle at the top, key hole in the centre
-**"DF" and "GF"**: locks with latchbolt at the top, handle in the centre, keyhole at the bottom
-**"DP" and "GP"**: combined locks with latchbolt at the bottom, handle at the top, keyhole in the centre and service lock at the bottom
-**"DFP" and "GFP"**: combined locks with latchbolt at the top, handle in the centre, keyhole at the bottom and service lock at the top

Lock fixing types: rim, mortice, lateral screw nuts

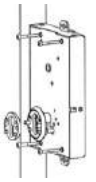
rim

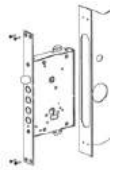
mortice

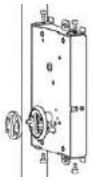
lateral
screw nuts

GENERAL DIMENSIONS (mm)

Case Dimensions	Mono-system E=63	206 H x 136 L x 30 S
	Mono-system E.73	206 H x 146 L x 30 S
	Combined DP - GP	254 H x 136 L x 30 S
	Combined DFP - GFP	294 H x 136 L x 30 S
Front plate dimensions	Mono-system	356 x 35 x 3
	Combined DP - GP	356 x 35 x 3
	Combined DFP - GFP	406 x 35 x 3
Throws	Double Bit	4 x 10 = 40 mm
	Geared	30mm with two key turns
	European Cylinder	2 x 15 = 30 mm
	Service Cylinder	2 x 10 = 20 mm
Rods projection	All versions	20
Piston projection	All versions	18
Latchbolt diameter	All versions	20 (Reversible)
Pistons centre distance	608D-DP, 668G-GP	28 - 37
	608DF-DFP, 668GF-GFP	28 - 38
Pistons projection	Rim	3,5 - 13,5
	Mortice	0,5

Doors opening direction

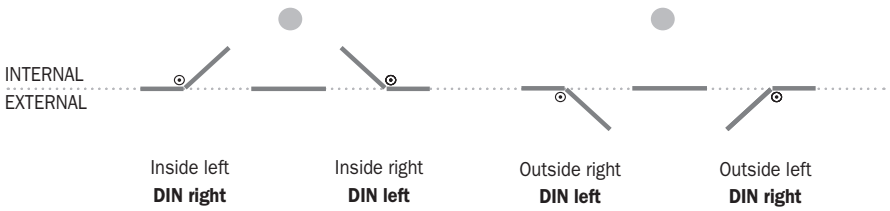

Serie 600

CERTIFICATION

Some articles of the 600 series have obtained the following local certificastions:

Items	Description	Certifier	Reference standard	Nation
600DM **600G-GF** **600M**	Double bitted key Cylinder gear motion Two throws movement		EN 12209-05	Italy
662G; 662GF **668G; 668GF** **668GB-668GFB**	Cylinder gear motion in combination with Cylinders ISEO R7 or R50 Cylinder protection EKOS	CNPP ISO 9001 SYSTEME DE MANAGEMENT	a2p H61	France
642D/DF; 648D/DF; 648DP/DFP; **632D/DF; 638D/DF; 638DP/DFP;**	Double bitted key	GOST	ГОСТ Р 52582-2006 ГОСТ 5089-2003 ГОСТ 538-2001	Russia
662G/GF; 672G/GF **668G/GF; 678G/GF** **668GP/GFP; 678GP/GFP**	Cylinder gear motion			
642D/DF; 648D/DF; 648DP/DFP; **632D/DF; 638D/DF; 638DP/DFP;**	Double bitted key	IMP	EN 12209-05 KT/401/IMP/2009	Poland
662G/GF; 672G/GF **668G/GF; 678G/GF** **668GP/GFP; 678GP/GFP**	Cylinder gear motion			

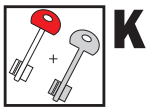

K

TK System



For double bit locks. The rekeyable TK system allows you to disable the construction key (which only operates the latch and the first two throws). With the door open the owner key is inserted. After a complete locking (4 throws), it replaces and definitively cancels the construction key, which cannot be used anymore.

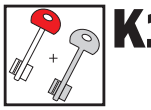

K1

TK1 System



For double bit locks. Locks equipped with TK1 system are supplied with a construction key, three owner keys and another owner key which are protected by sealed package.
The construction key, which is different for each lock, operates the latch and the first two throws to ensure high security even after having completed construction works of the house.
After having inserted the owner keys into the lock and performed a complete locking (4 throws), the owner of the house definitively disables the construction key, making it unusable for anyone.
In case of theft or loss the second owner key can be used with the same procedure. The keys used previously cannot be used anymore.
The TK1 system is available on all 600 series double bit locks.

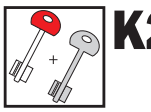

K2

TK2 System



For double bit locks. Locks equipped with TK2 system are provided with a service key and three first level owner keys, one second level owner key and one third level owner key which are all protected in a sealed package.
The service key operates the latchbolt and the first two throws and is normally used by a person whose access to the house should be considered limited or temporary.
The first level owner keys allow the home owner to close and open the lock, and if necessary, temporarily prevent access to the holder of the service key. When the lock is completely closed (4 throws) use of the service key is in fact inhibited. If you want to enable access using the service key while maintaining security of the house, lock the door with only 2 throws. In case of theft or loss, inserting the second level owner key into the lock and locking with 4 throws, the home owner definitively disables all keys used previously, thus rendering them unusable for anyone.
With the same procedure you can use the third level owner key. The keys used previously will therefore be unusable.
The TK2 system is available on all 600 series double bit locks.

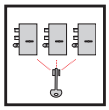

Z

Unified construction key system



For double bit locks. Patented system that allows the use of a unified construction key for latchbolt operation. The key will be automatically disabled once the owner keys have been used. There are 2 options:
1. Key excluded from the system
2. Unified construction key
Applicable to items 608D, 608D-73, 608D-89, 618D, 608DP, 618DP.

Serie 600

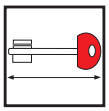

C

Key length



Double bit locks are provided with keys of standard length 110 mm. However shorter keys of 95mm (cod. 50.00.95) are also available. In versions with the 95 mm key the key guide code 201.00.608D.00 is only supplied on request.

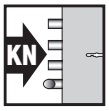

H

Deadbolt reinforcement system

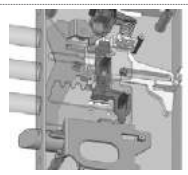

For double bit locks. This system allows you to increase the capacity of the mentonnet pin and consequently the deadbolt's resistance to axial load, in case of force, up to 6KN, reaching security grade 7 (maximum) EN12209:2005.

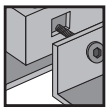

D

Side fixing system



For all 600 series locks. Set up for side fixing with screw nuts and M6 screws.

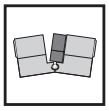

J

(Self Locking System)

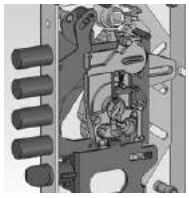

For cylinder locks. This special system operates automatically in case of forced extraction of the cylinder. It prevents the retraction of the deadbolt, even when the cylinder is completely out. The system is irreversible, once it is inserted the lock remains blocked.
This system determines the right or left hand of the lock.

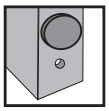

F

Front cylinder fixing

Cylinder fixing with front screws.
Using a front screw which blocks the cylinder, it is possible to fix it while maintaining the case support.
The system can be supplied for 600GF mono-system or combined versions.



R

Deadbolt with anti-cut reinforcement

For cylinder locks with traditional mechanism.
To increase the lock's resistance there are three anti-cut tempered steel pins inserted into the pistons.

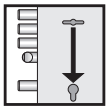

B

"Dependent block" version

For combined locks. "Dependent block" version.
Once closed, the primary lock is blocked by the secondary lock. It is impossible to operate the primary lock even by using the original key. The secondary lock can only be operated if the primary lock is in a locked position. For locks with primary double bit keys it is useful to ensure higher security against housebreaking with tampering tools, for locks with primary cylinder keys it is useful to ensure absolute security for when you want to temporarily prevent access even to the holders of an enabled key, whether they are the legitimate owner or whether your keys have been lost or stolen.

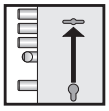

I

"Independent block" version

For combined locks. "Independent block" version.
Just like the "B" function with the difference that the secondary lock is independent of the primary lock.

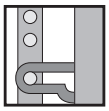

L

"Limiting device" version

For combined locks. "Limiting device" version.
The two locks are completely independent. The secondary lock can be operated even if the primary lock is in the open position. Additionally, if locked with only one throw, acts as an opening limiting device. Similar to version P, it has the the security limiting device function in addition.



X

"Night lock" version

For combined locks. "Night lock" version.
Once locked, the primary lock is blocked by the operation of the secondary lock. In this case it is impossible to operate the primary lock even by using the original key. The secondary lock can only be operated if the primary lock is in a closed position, but does not slide the deadbolt since it is lacking and acts only as a safety block. It is a similar example to the B version, but since it works with an internal half cylinder (which is operated only from the inside and which cannot be seen or attacked from the outside), it has a better guarantee against break-ins.

SWISSDOOR
DØRTEKNIK FOR PROFESSIONELLE

Locks for armoured doors

Serie 600

Serie 600 cylinder locks
with gear movement

	Code	Single package	Multiple package	Min. ord.



662G Series

Deadbolt only, 30 mm excursion, three locking points, zinc-plated.

centre distance 28 mm, latch projection 3,5 mm	**662.0328.0G00**	1	-	1
centre distance 28 mm, latch projection 13,5 mm	**662.1328.0G00**	1	-	1
centre distance 37 mm, latch projection 3,5 mm	**662.0337.0G00**	1	-	1
centre distance 37 mm, latch projection 13,5 mm	**662.1337.0G00**	1	-	1

On request

J D



668G Series

Deadbolt and reversible latchbolt, 30 mm excursion, three locking points, zinc-plated.

centre distance 28 mm, latch projection 3,5 mm	**668.0328.0G00**	1	-	1
centre distance 28 mm, latch projection 13,5 mm	**668.1328.0G00**	1	-	1
centre distance 37 mm, latch projection 3,5 mm	**668.0337.0G00**	1	-	1
centre distance 37 mm, latch projection 13,5 mm	**668.1337.0G00**	1	-	1
centre distance 28 mm, latch projection 3,5 mm	**668.0328.0G04**	5	-	5
centre distance 28 mm, latch projection 13,5 mm	**668.1328.0G04**	5	-	5
centre distance 37 mm, latch projection 3,5 mm	**668.0337.0G04**	5	-	5
centre distance 37 mm, latch projection 13,5 mm	**668.1337.0G04**	5	-	5

On request

J D



668G - 73 Series

Deadbolt and reversible latchbolt, 30 mm excursion, three locking points, zinc-plated, backset 73 mm.

centre distance 28 mm, latch projection 3,5 mm	**668.0328.0G70**	1	-	1
centre distance 37 mm, latch projection 3,5 mm	**668.0337.0G70**	1	-	1
centre distance 28 mm, latch projection 3,5 mm	**668.0328.0G74**	5	-	5
centre distance 37 mm, latch projection 3,5 mm	**668.0337.0G74**	5	-	5

On request

J D



668G - 89 Series

Deadbolt and reversible latchbolt, 30 mm excursion, three locking points, zinc-plated, backset 89 mm lateral fixing system

centre distance 37 mm, latch projection 5 mm	**668.0537.0G80**	1	-	1
centre distance 37 mm, latch projection 5 mm	**668.0537.0G84**	5	-	5

On request

J

Serie 600 cylinder locks
with gear movement

	Code	Single package	Multiple package	Min. ord.



672G Series
Deadbolt only, 30 mm excursion, three locking points,
front plate in chrome plated steel, zinc-plated.

centre distance 28 mm, latch projection 0,5 mm	**672.0028.0G00**	1	-	1
centre distance 37 mm, latch projection 0,5 mm	**672.0037.0G00**	1	-	1

On request
J



678G Series
Deadbolt and reversible latchbolt, 30 mm excursion, three locking points,
front plate in chrome plated steel, zinc-plated.

centre distance 28 mm, latch projection 0,5 mm	**678.0028.0G00**	1	-	1
centre distance 37 mm, latch projection 0,5 mm	**678.0037.0G00**	1	-	1

On request
J



662GF Series
Deadbolt only, 30 mm excursion, three locking points, zinc-plated.

centre distance 28 mm, latch projection 3,5 mm	**662.0328.0GF0**	1	-	1
centre distance 28 mm, latch projection 13,5 mm	**662.1328.0GF0**	1	-	1
centre distance 38 mm, latch projection 3,5 mm	**662.0338.0GF0**	1	-	1
centre distance 38 mm, latch projection 13,5 mm	**662.1338.0GF0**	1	-	1

On request
J F D



668GF Series
Deadbolt and reversible latchbolt,
30 mm excursion, three locking points, zinc-plated.

centre distance 28 mm, latch projection 3,5 mm	**668.0328.0GF4**	1	-	1
centre distance 28 mm, latch projection 13,5 mm	**668.1328.0GF4**	1	-	1
centre distance 38 mm, latch projection 3,5 mm	**668.0338.0GF4**	1	-	1
centre distance 38 mm, latch projection 13,5 mm	**668.1338.0GF4**	1	-	1
centre distance 28 mm, latch projection 3,5 mm	**668.0328.0GF0**	5	-	5
centre distance 28 mm, latch projection 13,5 mm	**668.1328.0GF0**	5	-	5
centre distance 38 mm, latch projection 3,5 mm	**668.0338.0GF0**	5	-	5
centre distance 38 mm, latch projection 13,5 mm	**668.1338.0GF0**	5	-	5

On request
J F D

Serie 600 cylinder locks
with gear movement

	Code	Single package	Multiple package	Min. ord.



672GF Series

Deadbolt only, 30 mm excursion, three locking points, front plate in chrome plated steel, zinc-plated.

centre distance 28 mm, latch projection 0,5 mm	**672.0028.0GF0**	1	-	1
centre distance 38 mm, latch projection 0,5 mm	**672.0038.0GF0**	1	-	1

On request

J F



678GF Series

Deadbolt and reversible latchbolt, 30 mm excursion, three locking points, front plate in chrome plated steel, zinc-plated.

centre distance 28 mm, latch projection 0,5 mm	**678.0028.0GF0**	1	-	1
centre distance 38 mm, latch projection 0,5 mm	**678.0038.0GF0**	1	-	1

On request

J F

Serie 600 cylinder locks
with traditional movement

	Code	Single package	Multiple package	Min. ord.



668M Series

Deadbolt 2 throws and reversible latchbolt, 30 mm excursion, three locking points, zinc-plated.

centre distance 28 mm, latch projection 3,5 mm	**668.0328.0X00**	1	-	1
centre distance 28 mm, latch projection 13,5 mm	**668.1328.0X00**	1	-	1
centre distance 37 mm, latch projection 3,5 mm	**668.0337.0X00**	1	–	1
centre distance 37 mm, latch projection 13,5 mm	**668.1337.0X00**	1	-	1
centre distance 28 mm, latch projection 3,5 mm	**668.0328.0X04**	5	-	5
centre distance 37 mm, latch projection 3,5 mm	**668.0337.0X04**	5	-	5

On request

R D



668M - 73 Series

Deadbolt 2 throws and reversible latchbolt, 30 mm excursion, points, three locking zinc-plated, backset 73 mm.

centre distance 28 mm, latch projection 3,5 mm	**668.0328.0X70**	1	-	1
centre distance 37 mm, latch projection 3,5 mm	**668.0337.0X70**	1	-	1

On request

R D



668MF Series

Deadbolt and reversible latchbolt, 30 mm excursion, three locking points, zinc-plated, lateral cylinder fixing and from front plate.

centre distance 28 mm, latch projection 3,5 mm	**668.0328.0XB0**	1	-	1
centre distance 38 mm, latch projection 3,5 mm	**668.0338.0XB0**	1	–	1
centre distance 38 mm, latch projection 13,5 mm	**668.1338.0XB0**	1	-	1
centre distance 28 mm, latch projection 3,5 mm	**668.0328.0XB4**	5	-	5
centre distance 28 mm, latch projection 13,5 mm	**668.1328.0XB4**	5	-	5
centre distance 38 mm, latch projection 3,5 mm	**668.0338.0XB4**	5	-	5
centre distance 38 mm, latch projection 13,5 mm	**668.1338.0XB4**	5	-	5

On request

R D F

Serie 600
double bitted



	Code	Single package	Multiple package	Min. ord.
602D Series. Only deadbolt 4 throws, three locking points, zinc-plated.				
3 KEYS + 1 FOR LATCH AND TWO THROWS				
centre distance 28 mm, latch projection 3,5 mm	**602.0328.0201**	1	-	1
centre distance 28 mm, latch projection 13,5 mm	**602.1328.0201**	1	–	1
centre distance 37 mm, latch projection 3,5 mm	**602.0337.0201**	1	-	1
centre distance 37 mm, latch projection 13,5 mm	**602.1337.0201**	5	-	5

On request

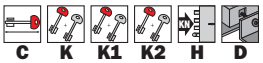



608D Series				
Deadbolt 4 throws and latchbolt, reversible, three locking points, zinc-plated.				
3 KEYS 50.01.10				
centre distance 28 mm, latch projection 3,5 mm	**608.0328.0001**	1	-	1
centre distance 28 mm, latch projection 13,5 mm	**608.1328.0001**	1	-	1
centre distance 37 mm, latch projection 3,5 mm	**608.0337.0001**	1	-	1
centre distance 37 mm, latch projection 13,5 mm	**608.1337.0001**	1	-	1
3 KEYS 50.01.10 + 1 FOR LATCHBOLT				
centre distance 28 mm, latch projection 3,5 mm	**608.0328.0105**	5	-	5
centre distance 28 mm, latch projection 13,5 mm	**608.1328.0105**	5	-	5
centre distance 37 mm, latch projection 3,5 mm	**608.0337.0105**	5	-	5
centre distance 37 mm, latch projection 13,5 mm	**608.1337.0105**	5	-	5
3 KEYS 50.01.10 + 1 FOR LATCHBOLT AND TWO THROWS				
centre distance 28 mm, latch projection 3,5 mm	**608.0328.0201**	1	-	1
centre distance 28 mm, latch projection 13,5 mm	**608.1328.0201**	1	-	1
centre distance 37 mm, latch projection 3,5 mm	**608.0337.0201**	1	-	1
centre distance 37 mm, latch projection 13,5 mm	**608.1337.0201**	1	-	1
3 KEYS 50.01.10 + 1 FOR LATCHBOLT AND TWO THROWS				
centre distance 28 mm, latch projection 3,5 mm	**608.0328.0105**	5	-	5
centre distance 28 mm, latch projection 13,5 mm	**608.1328.0105**	5	-	5
centre distance 37 mm, latch projection 3,5 mm	**608.0337.0105**	5	-	5
centre distance 37 mm, latch projection 13,5 mm	**608.1337.0105**	5	-	5

On request

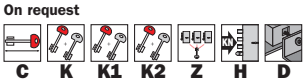



608D - 73 Series				
Deadbolt 4 throws and latchbolt, reversible, three locking points, zinc-plated, backset 73 mm.				
3 KEYS 50.01.10				
centre distance 28 mm, latch projection 3,5 mm	**608.0328.0071**	1	-	1
centre distance 28 mm, latch projection 3,5 mm	**608.0328.0075**	5	-	5
centre distance 37 mm, latch projection 3,5 mm	**608.0337.0071**	1	-	1
centre distance 37 mm, latch projection 3,5 mm	**608.0337.0075**	5	-	5

On request

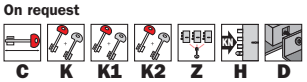

Serie 600
double bitted

	Code	Single package	Multiple package	Min. ord.



608D - 89 Series. Deadbolt 4 throws and latchbolt, reversible three locking points, zinc-plated, back-set 89 mm, with cage nuts

3 KEYS

centre distance 37 mm, latch projection 5 mm	**608.0537.0081**	1	-	1
centre distance 37 mm, latch projection 5 mm	**608.0537.0085**	5	-	5

On request

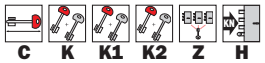



612D Series

Only deadbolt 4 throws, three locking points, front plate in steel, chrome-plated, zinc-plated.

3 KEYS 50.01.10 + 1 TWO THROWS

centre distance 28 mm, latch projection 0,5 mm	**612.0028.0201**	1	-	1
centre distance 37 mm, latch projection 0,5 mm	**612.0037.0201**	1	–	1

On request





618D Series

Bolt 4 throws and reversible latch, three locking points, forend in steel, chrome-plated, zinc-plated.

3 KEYS 50.01.10

centre distance 28 mm, latch projection 0,5 mm	**618.0028.0001**	1	-	1
centre distance 37 mm, latch projection 0,5 mm	**618.0037.0001**	1	-	1
3 KEYS 50.01.10 + 1 FOR LATCHBOLT				
centre distance 28 mm, latch projection 0,5 mm	**618.0028.0105**	5	-	5
centre distance 37 mm, latch projection 0,5 mm	**618.0037.0105**	5	-	5
3 KEYS 50.01.10 + 1 FOR LATCHBOLT AND TWO THROWS				
centre distance 28 mm, latch projection 0,5 mm	**618.0028.0205**	5	-	5
centre distance 37 mm, latch projection 0,5 mm	**618.0037.0205**	5	-	5

On request

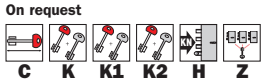



602DF Series. Only bolt 4 throws, three locking points, zinc-plated.

3 KEYS 50.01.10 + 1 FOR LATCHBOLT AND TWO THROWS

centre distance 28 mm, latch projection 3,5 mm	**602.0328.02F1**	1	-	1
centre distance 28 mm, latch projection 13,5 mm	**602.1328.02F1**	1	-	1
centre distance 38 mm, latch projection 3,5 mm	**602.0338.02F1**	1	-	1
centre distance 38 mm, latch projection 13,5 mm	**602.1338.02F1**	1	-	1

On request

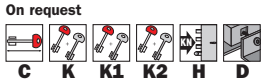

Serie 600
double bitted

	Code	Single package	Multiple package	Min. ord.
608DF Series				
Deadbolt 4 throws and latchbolt, reversible, three locking points, zinc-plated.				
3 KEYS 50.01.10				
centre distance 28 mm, latch projection 3,5 mm	**608.0328.00F1**	1	-	1
centre distance 28 mm, latch projection 13,5 mm	**608.1328.00F1**	1	-	1
centre distance 38 mm, latch projection 3,5 mm	**608.0338.00F1**	1	-	1
centre distance 38 mm, latch projection 13,5 mm	**608.1338.00F1**	1	-	1
3 KEYS 50.01.10 + 1 FOR LATCHBOLT				
centre distance 28 mm, latch projection 3,5 mm	**608.0328.01F5**	5	-	5
centre distance 28 mm, latch projection 13,5 mm	**608.1328.01F5**	5	-	5
centre distance 38 mm, latch projection 3,5 mm	**608.0338.01F5**	5	-	5
centre distance 38 mm, latch projection 13,5 mm	**608.1338.01F5**	5	-	5
3 KEYS 50.01.10 + 1 FOR LATCHBOLT AND TWO THROWS				
centre distance 28 mm, latch projection 3,5 mm	**608.0328.02F1**	1	-	1
centre distance 28 mm, latch projection 13,5 mm	**608.1328.02F1**	1	-	1
centre distance 38 mm, latch projection 3,5 mm	**608.0338.02F1**	1	-	1
centre distance 38 mm, latch projection 13,5 mm	**608.1338.02F1**	1	-	1
3 KEYS 50.01.10 + 1 FOR LATCHBOLT AND TWO THROWS				
centre distance 28 mm, latch projection 3,5 mm	**608.0328.02F5**	5	-	5
centre distance 28 mm, latch projection 13,5 mm	**608.1328.02F5**	5	-	5
centre distance 38 mm, latch projection 3,5 mm	**608.0338.02F5**	5	-	5
centre distance 38 mm, latch projection 13,5 mm	**608.1338.02F5**	5	-	5



On request

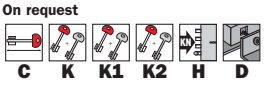

602DF Series				
Only deadbolt 4 throws, three locking points, front plate in steel, chrome-plated, zinc-plated.				
3 KEYS 50.01.10 + 1 TWO THROWS				
centre distance 28 mm, latch projection 0,5 mm	**612.0028.02F1**	1	-	1
centre distance 38 mm, latch projection 0,5 mm	**612.0038.02F1**	1	-	1



On request

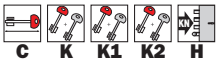

618DF Series				
Deadbolt 4 throws and reversible latchbolt, three locking points, front plate in steel, chrome-plated, zinc-plated.				
3 KEYS 50.01.10				
centre distance 28 mm, latch projection 0,5 mm	**618.0028.00F1**	1	-	1
centre distance 38 mm, latch projection 0,5 mm	**618.0038.00F1**	1	-	1
3 KEYS 50.01.10 + 1 FOR LATCHBOLT				
centre distance 28 mm, latch projection 0,5 mm	**618.0028.01F5**	5	-	5
centre distance 38 mm, latch projection 0,5 mm	**618.0038.01F5**	5	-	5
3 KEYS 50.01.10 + 1 FOR LATCHBOLT AND TWO THROWS				
centre distance 28 mm, latch projection 0,5 mm	**618.0028.02F1**	1	-	1
centre distance 38 mm, latch projection 0,5 mm	**618.0038.02F1**	1	-	1



On request

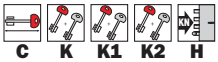

Serie 600
combined (multi-function)

	Code	Single package	Multiple package	Min. ord.



608DP Series
Main lock: four throws and latchbolt, 40 mm excursion
Service lock: two throws and latchbolt, independent.

3 KEYS 50.01.10

centre distance 28 mm, latch projection 3,5 mm	**608.0328.P001**	1	-	1
centre distance 28 mm, latch projection 13,5 mm	**608.1328.P001**	1	-	1
centre distance 37 mm, latch projection 3,5 mm	**608.0337.P001**	1	-	1
centre distance 37 mm, latch projection 13,5 mm	**608.1337.P001**	1	-	1

3 KEYS 50.01.10 + 1 FOR LATCHBOLT

centre distance 28 mm, latch projection 3,5 mm	**608.0328.P105**	4	-	4
centre distance 28 mm, latch projection 13,5 mm	**608.1328.P105**	4	-	4
centre distance 37 mm, latch projection 3,5 mm	**608.0337.P105**	4	-	4
centre distance 37 mm, latch projection 13,5 mm	**608.1337.P105**	4	-	4

On request

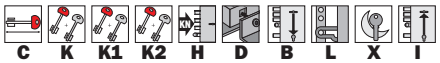



618DP Series. Main lock: four throws and latchbolt,
40 mm excursion, chrome plated front plate.
Service lock: two throws and latchbolt, independent.

3 KEYS 50.01.10

centre distance 28 mm, latch projection 0,5 mm	**618.0028.P001**	1	-	1

3 KEYS 50.01.10 + 1 FOR LATCHBOLT

centre distance 28 mm, latch projection 0,5 mm	**618.0028.P105**	4	-	4

On request

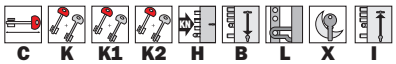



608DFP Series. Main lock: four throws and latchbolt,
40 mm excursion. Service lock: two throws and latchbolt, independent.

3 KEYS 50.01.10

centre distance 28 mm, latch projection 3,5 mm	**608.0328.P0F1**	1	-	1

3 KEYS 50.01.10 + 1 FOR LATCHBOLT

centre distance 28 mm, latch projection 3,5 mm	**608.0328.P1F5**	4	-	4

On request

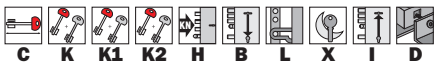



618DFP Series. Main lock: four throws and latchbolt,
40 mm excursion, chrome plated front plate.
Service lock: two throws and latchbolt, independent.

3 KEYS 50.01.10

centre distance 28 mm, latch projection 0,5 mm	**618.0028.P0F1**	1	-	1

3 KEYS 50.01.10 + 1 FOR LATCHBOLT

centre distance 28 mm, latch projection 0,5 mm	**618.0028.P1F5**	4	-	4

On request

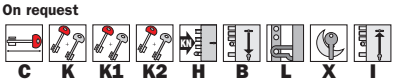

Serie 600
combined (multi-function)

	Code	Single package	Multiple package	Min. ord.



668GP Series, gears motion.
Main lock: bolt and latch, 30 mm excursion.
Service lock: two throws and latch, independent.

centre distance 28 mm, latch projection 3,5 mm	**668.0328.PG04**	4	-	4
centre distance 28 mm, latch projection 13,5 mm	**668.1328.PG04**	4	-	4
centre distance 37 mm, latch projection 3,5 mm	**668.0337.PG04**	4	-	4
centre distance 37 mm, latch projection 13,5 mm	**668.1337.PG04**	4	-	4

On request





678GP Series, gears motion.
Main lock: deadbolt and latchbolt, 30 mm excursion, chrome plated front plate.
Service lock: two throws and latchbolt, independent.

centre distance 28 mm, latch projection 0,5 mm	**678.0028.PG04**	4	-	4
centre distance 37 mm, latch projection 0,5 mm	**678.0037.PG04**	4	-	4

On request





668GFP Series, gears motion.
Main lock: deadbolt and latchbolt, 30 mm excursion.
Service lock: two throws and latchbolt, independent.

centre distance 28 mm, latch projection 3,5 mm	**668.0328.PGF4**	4	-	4
centre distance 28 mm, latch projection 13,5 mm	**668.1328.PGF4**	4	-	4
centre distance 38 mm, latch projection 3,5 mm	**668.0338.PGF4**	4	-	4
centre distance 38 mm, latch projection 13,5 mm	**668.1328.PGF4**	4	-	4

On request





678GFP Series, gears motion.
Main lock: deadbolt and latchbolt, 30 mm excursion, chrome plated front plate. Service lock: two throws and latchbolt, independent.

centre distance 28 mm, latch projection 0,5 mm	**678.0028.PGF4**	4	-	4

On request

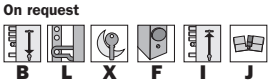

Serie 600
with motorized latch



668E Series
Deadolt 2 throws (30 mm excursion) and reversible latchbolt, three locking points, zinc-plated. Power supply 9V - 2,89A

	Code	Single package	Multiple package	Min. ord.
centre distance 28 mm, latch projection 3,5 mm	**668.0328.E000**	1	-	1
centre distance 37 mm, latch projection 3,5 mm	**668.0337.E000**	1	-	1

latch movement with electric motor
9 V



678E Series
Deadolt 2 throws (30 mm excursion) and reversible latchbolt, three locking points, zinc-plated. Power supply 9V - 2,89A

	Code	Single package	Multiple package	Min. ord.
centre distance 28 mm, latch projection 0,5 mm	**678.0328.E000**	1	-	1
centre distance 37 mm, latch projection 0,5 mm	**678.0337.E000**	1	-	1

latch movement with electric motor
9 V

SWISSDOOR
DØRTEKNIK FOR PROFESSIONELLE

Locks for armoured doors

Serie 1120
Serie 800

Serie 1120



1120 Series
Deadbolt 2 throws, reversible latchbolt, clutched door-knob, three locking points, zinc-plated.
5 KEYS 40.00.95

	Code	Single package	Multiple package	Min. ord.
latch projection 5 mm	**1120.00.00**	1	-	1
latch projection 40 mm	**1120.40.00**	1	-	1
latch projection 70 mm	**1120.70.00**	1	-	1



1120P Series
Deadbolt 2 throws, reversible latchbolt, clutched door-knob, three locking points, service lock (3 throws), zinc-plated.
5 KEYS 40.00.95

	Code	Single package	Multiple package	Min. ord.
latch projection 5 mm	**1120.00.05**	1	-	1
latch projection 40 mm	**1120.40.05**	1	-	1
latch projection 70 mm	**1120.70.05**	1	-	1



1120PV Series
Deadbolt 2 throws, reversible latchbolt, clutched door-knob, three locking points, service lock, changeable key with 7 levers and check-up adjustment, 3 throws, zinc-plated.
5 KEYS 38.11.90 + 1 FOR CONSTRUCTION SITE

	Code	Single package	Multiple package	Min. ord.
latch projection 5 mm	**1120.00.15**	1	-	1
latch projection 40 mm	**1120.40.15**	1	-	1
latch projection 70 mm	**1120.70.15**	1	-	1



1120C Series
Deadbolt 2 throws, reversible latchbolt, clutched door-knob three locking points, zinc-plated, with anti-manipulation system.

	Code	Single package	Multiple package	Min. ord.
latch projection 5 mm	**1120.00.20A**	1	-	1
latch projection 40 mm	**1120.40.20A**	1	-	1
latch projection 70 mm	**1120.70.20A**	1	-	1



1120CP Series
Deadbolt 2 throws, reversible latchbolt, clutched door-knob, three locking points, service lock (3 throws), zinc-plated with anti-manipulation system.

	Code	Single package	Multiple package	Min. ord.
latch projection 5 mm	**1120.00.25A**	1	-	1
latch projection 40 mm	**1120.40.25A**	1	-	1
latch projection 70 mm	**1120.70.25A**	1	-	1

Serie 800

	Code	Single package	Multiple package	Min. ord.
				
801 Series				
Only deadbolt 4 throws, threaded deadbolts M6, three locking points, zinc-plated.				
5 KEYS 39.00.90 + 1 FOR LATCH AND TWO THROWS				
centre distance 76 mm, latch projection 2 mm	**801.02.00**	1	-	1
				
802 Series				
Only deadbolt 4 throws, three locking points, zinc-plated.				
5 KEYS 39.00.90 + 1 FOR LATCH AND TWO THROWS				
centre distance 38 mm, latch projection 5 mm	**802.05.00**	1	-	1
centre distance 38 mm, latch projection 8 mm	**802.08.00**	1	-	1
centre distance 38 mm, latch projection 40 mm	**802.40.00**	1	-	1
				
808 Series				
Bolt 4 throws and reversible latchbolt, three locking points, zinc-plated.				
5 KEYS 39.00.90 + 1 FOR LATCH AND TWO THROWS				
centre distance 38 mm, latch projection 5 mm	**808.05.00**	1	-	1
centre distance 38 mm, latch projection 8 mm	**808.08.00**	1	-	1
centre distance 38 mm, latch projection 40 mm	**808.40.00**	1	-	1
				
808P Series				
Deadbolt 4 throws and reversible latchbolt, service lock				
(3 throws and latchbolt), three locking points, zinc-plated.				
5 KEYS 39.00.90 + 1 FOR LATCH AND TWO THROWS				
centre distance 38 mm, latch projection 5 mm	**808.05.05**	1	-	1
centre distance 38 mm, latch projection 8 mm	**808.08.05**	1	-	1
centre distance 38 mm, latch projection 40 mm	**808.40.05**	1	-	1
				
811 Series				
Deadbolt 4 throws and reversible (3 throws and latchbolt), three				
locking points, front plate in steel, chrome-plated, zinc-plated.				
5 KEYS 39.00.90 + 1 FOR LATCH AND TWO THROWS				
centre distance 38 mm, latch projection 2 mm	**811.00.00**	1	-	1

Serie 800

	Code	Confezione singola	Confezione multipla	Min. ord.
				
811 Series				
Deadbolt 4 throws and reversible latchbolt, three locking points, service lock (3 throws and latch), front plate in steel, chrome-plated, zinc-plated.				
5 KEYS 39.00.90 + 1 FOR LATCHBOLT AND TWO THROWS				
centre distance 38 mm, latch projection 2 mm	**811.00.05**	1	-	1
				
861 Series				
Only deadbolt 3 throws, M6 screwed bolts, three locking points, zinc-plated.				
centre distance 76 mm, latch projection 2 mm	**861.02.00**	1	-	1
				
868 Series				
Deadbolt 3 throws and reversible latchbolt, three locking points, zinc-plated.				
centre distance 38 mm, latch projection 5 mm	**868.05.00**	1	-	1
centre distance 38 mm, latch projection 8 mm	**868.08.00**	1	-	1
centre distance 38 mm, latch projection 40 mm	**868.40.00**	1	-	1
				
868P Series				
Deadbolt 3 throws and reversible latchbolt, service lock (3 throws and latchbolt), three locking points, zinc-plated.				
centre distance 38 mm, latch projection 5 mm	**868.05.05**	1	-	1
centre distance 38 mm, latch projection 8 mm	**868.08.05**	1	-	1
centre distance 38 mm, latch projection 40 mm	**868.40.05**	1	-	1

Electric strikes



Electric strike with release lever for temporary disengagement (hold open function). Automatic anti-closure device (anti-repeater). Power supply 6-12V.

	Code	Single package	Multiple package	Min. ord.
Right	**200.00.E600.12V1**	1	-	1
Left	**200.00.E600.12V2**	1	-	1



Electric strike with release lever for temporary disengagement (hold open function). Automatic anti-closure device (anti-repeater). Power supply 6-12V. Chrome plated front plate. 600 series locks G/D/GP/DP

Right, centre distance 28 mm	**200.28.E600.12V1**	1	-	1
Left, centre distance 28 mm	**200.28.E600.12V2**	1	-	1
Right, centre distance 37 mm	**200.37.E600.12V1**	1	-	1
Left, centre distance 37 mm	**200.37.E600.12V2**	1	-	1



Electric strike with release lever for temporary disengagement (hold open function). Automatic anti-closure device (anti-repeater). Power supply 6-12V. Chrome plated front plate. 600 series locks GF/DF/GFP/DFP

Right, centre distance 28 mm	**200.28.E600.12V2**	1	-	1
Left, centre distance 28 mm	**200.28.E600.12V1**	1	-	1
Right, centre distance 37 mm	**200.37.E600.12V2**	1	-	1
Left, centre distance 37 mm	**200.37.E600.12V1**	1	-	1

Accessories for locks

	Code	Single package	Multiple package	Min. ord.
ONE - Escutcheons and cylinders protection in tempered steel, included fixing screw M6.				
latch projection 24 mm - BLACK VARNISHED	**98.01.4624**	10	-	10
latch projection 24 mm - POLISHED BRASS VARNISHED	**98.02.4624**	10	-	10
latch projection 24 mm - SATIN CHROME	**98.03.4624**	10	-	10
latch projection 24 mm - POLISHED CHROME	**98.04.4624**	10	-	10
EKOS - Escutcheons and cylinders protection in zinc alloy with anti-drill balls, setting system.				
latch projection 24 mm - POLISHED CHROME	**98.11.4624**	10	-	10
latch projection 24 mm - POLISHED BRASS VARNISHED	**98.12.4624**	10	-	10
latch projection 24 mm - SATIN CHROME	**98.13.4624**	10	-	10
latch projection 24 mm - BRONZE PLATED	**98.14.4624**	10	-	10
Spacer - projection 5 mm	**98.46.0005**	10	-	10
Anti-snatch spacer - projection 5 mm	**98.55.0006**	10	-	10
Escutcheons and cylinders protection in tempered steel, internal escutcheon in nylon and fixing screw included.				
latch projection 16 mm - NICHEL MATT	**98.05.0204**	6	-	6
latch projection 16 mm - BLACK VARNISHED	**98.05.0205**	6	-	6
latch projection 16 mm - POLISHED BRASS VARNISHED	**98.05.0206**	6	-	6
latch projection 12 mm - NICHEL MATT	**98.05.0104**	6	-	6
latch projection 12 mm - BLACK VARNISHED	**98.05.0105**	6	-	6
latch projection 12 mm - POLISHED BRASS VARNISHED	**98.05.0106**	6	-	6
Escutcheons and cylinders protection in tempered steel.				
For 800 Series - POLISHED BRASS VARNISHED	**98.03.0120**	10	-	10
Set of escutcheons, cylinder protection included.				
For item 868 P - POLISHED BRASS VARNISHED	**98.03.5868**	5	-	5
Set of escutcheons, cylinder protection included.				
For item 1120 CP - POLISHED BRASS VARNISHED	**98.03.5120**	5	-	5

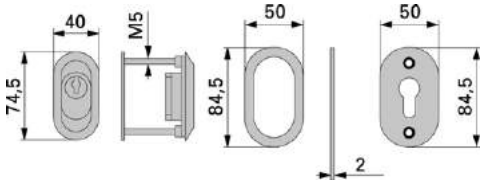

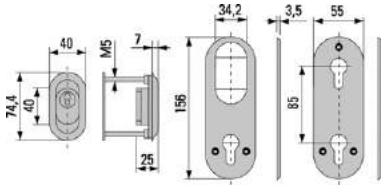

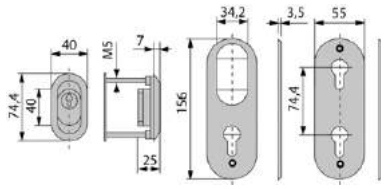

Accessories for locks

	Code	Single package	Multiple package	Min. ord.
Universal single escutcheons made of a nylon base, brass cover and mounting screws.				
BRONZE PLATED	**98N0XBR0**	1	-	1
POLISHED CHROME	**98N0XCRL**	1	-	1
SATIN CHROME	**98N0XCRS**	1	-	1
POLISHED BRASS VARNISHED	**98N0X0LV**	1	-	1
BRONZE PLATED	**98N1DBR0**	10	-	10
POLISHED CHROME	**98N1DCRL**	10	-	10
SATIN CHROME	**98N1DCRS**	10	-	10
POLISHED BRASS VARNISHED	**98N1D0LV**	10	-	10
Set of internal and external nylon insert for double-bitted key.				
For 600 Series	**98N20DMA**	5	-	5
Nylon insert for European profile cylinder.	**98N00CIL**	10	-	10
Nylon insert for European profile cylinder, pre-arranged for knob.	**98N00POM**	10	-	10
Nylon insert for opening limiting device.	**98N00LIM**	10	-	10
Nylon insert for handle.	**98N00MAN**	10	-	10
Set of double escutcheons for cylinder and handle. With hole for defender ø46 compatible with European profile cylinder locks S series 600G/GF. Supplied with plastic support and metal cover, mounting screws and handle hole adapters.				
BRONZE PLATED	**98L1DBR0**	1	-	1
POLISHED BRASS VARNISHED	**98L1D0LV**	1	-	1
SATIN CHROME	**98L1DCRS**	1	-	1

Accessories for locks

	Code	Single package	Multiple package	Min. ord.
 **Set of double escutcheons for double-bitted key and handle. Compatible with double-bitted locks series 600D/DF. Supplied with plastic support and metal cover, with mounting screws, handle hole adapters, adapters for double-bitted key.**				
finition BRONZE PLATED	**98L0DBR0**	1	-	1
finition POLISHED BRASS VARNISHED	**98L0D0LV**	1	-	1
finition SATIN CHROME	**98L0DCRS**	1	-	1
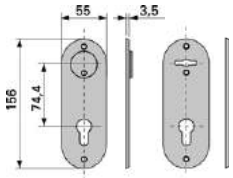 **Set of escutcheons for item 1120/1120 PV/1120 P.**				
POLISHED BRASS VARNISHED	**98.01.0120**	10	-	10
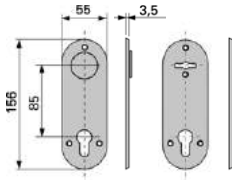 **Set of escutcheons for item 800 P/808 P/811 P.**				
POLISHED BRASS VARNISHED	**98.01.0800**	10	-	10
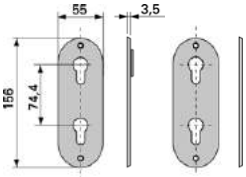 **Set of escutcheons for item 1120 P.**				
POLISHED BRASS VARNISHED	**98.01.5120**	10	-	10
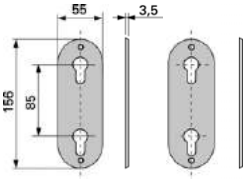 **Set of escutcheons for item 868 P.**				
POLISHED BRASS VARNISHED	**98.01.5868**	10	-	10
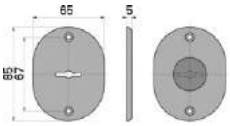 **Set of escutcheons for double-bitted locks, 1120 series/ 800 series/ 600 series.**				
POLISHED BRASS VARNISHED	**98.0B.3608**	10	-	10
POLISHED CHROME	**98.0B.0608**	10	-	10
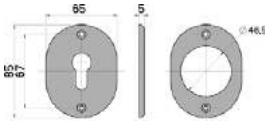 **Set of escutcheons for item 1120 C.**				
POLISHED BRASS VARNISHED	**98.0B.3120**	10	-	10
POLISHED CHROME	**98.0B.1120**	10	-	10
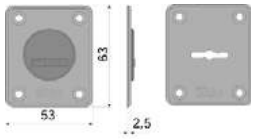 **Set of escutcheons for 600 series locks.**				
POLISHED BRASS VARNISHED	**98.608D.00**	10	-	10

Accessories

	Code	Single package	Multiple package	Min. ord.
 **Double lateral rim deviator, zinc-plated, self-locked deadbolt.**				
latch projection 5 mm	**122.05.00**	5	-	5
latch projection 40 mm	**122.40.00**	5	-	5
latch projection 70 mm	**122.70.00**	5	-	5
 **Double lateral mortice deviator, front plate in steel, chrome-plated, zinc-plated self-locked deadbolt.**				
latch projection 2 mm	**123.00.00**	1	-	1
 **Lateral rim deviator, zinc-plated.**				
Right, latch projection 5 mm	**125.05.01**	5	-	5
Left, latch projection 5 mm	**125.05.02**	5	-	5
Right, latch projection 40 mm	**125.40.01**	5	-	5
Left, latch projection 40 mm	**125.40.02**	5	-	5
Right, latch projection 70 mm	**125.70.01**	5	-	5
Left, latch projection 70 mm	**125.70.02**	5	-	5
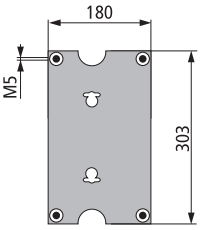 **Anti-drill supporting plate. In manganese steel. For item 1120/1120 P/1120 PV.**				
	99.1120.50	10	-	10
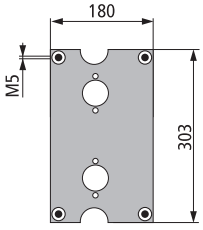 **Anti-drill supporting plate. In manganese steel. For item 1120 C/1120 CP.**				
	99.1120.20	10	-	10
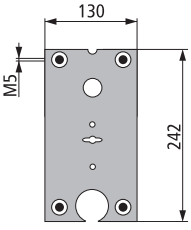 **Anti-drill supporting plate. In manganese steel. For item 801/808/802/808 P/808 PV.**				
Right	**99.0808.01**	10	-	10
Left	**99.0808.02**	10	-	10

Accessories

	Code	Single package	Multiple package	Min. ord.
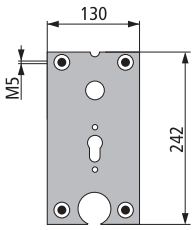				
Anti-drill supporting plate. In manganese steel.				
For item 868/868P/861.				
Right	**99.0868.01**	10	-	10
Left	**99.0868.02**	10	-	10
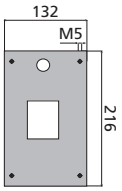				
Steel supporting plate.				
To be matched with the reinforce plate code 99.02.608D.				
600 G and D series locks.				
	99.03.608D	10	-	10
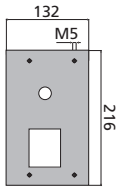				
Steel supporting plate.				
To be matched with the reinforce plate code 99.02.608D.				
600 GF and DF series locks.				
	99.03.608F	10	-	10
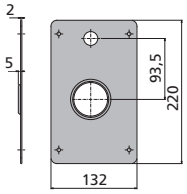				
Manganese steel supporting plate, with anti-snatch device.				
For 600 G series locks.				
Right	**99.668.G01**	10	-	10
Left	**99.668.G02**	10	-	10
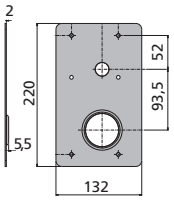				
Manganese steel supporting plate, with anti-snatch device.				
For 600 GF series locks.				
Right	**99.668.GF1**	10	-	10
Left	**99.668.GF2**	10	-	10
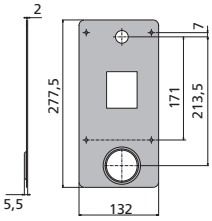				
Steel supporting plate, with anti-snatch device.				
To be matched with the reinforce plate code 99.02.608D.				
For 600 DP series locks.				
Right	**99.608.DP1**	10	-	10
Left	**99.608.DP2**	10	-	10
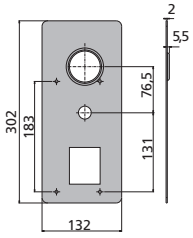				
Steel supporting plate, with anti-snatch device.				
To be matched with the reinforce plate code 99.02.608D.				
For 600 DF series locks.				
Right	**99.608.FP1**	10	-	10
Left	**99.608.FP2**	10	-	10

		Code	Single package	Multiple package	Min. ord.
	Accessories				
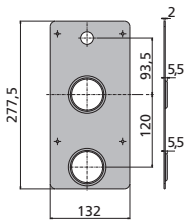	**Steel supporting plate, with anti-snatch device.** **For 600 GP series locks.**				
	Right	**99.668.GP1**	10	-	10
	Left	**99.668.GP2**	10	-	10
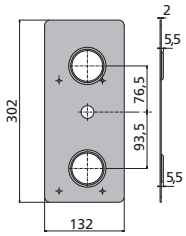	**Steel supporting plate, with anti-snatch device.** **For 600 GFP series locks.**				
	Right	**99.668.FP1**	10	-	10
	Left	**99.668.FP2**	10	-	10
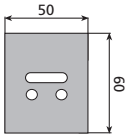	**Manganese steel support device.** **For 600 series locks.**				
		99.02.608D	10	-	10
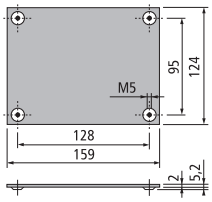	**Supporting plate In steel.** **For item 122.**				
		9999.00.34	20	-	20
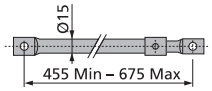	**Adjustable connecting rod in zinc-plated steel.** **For item 122/123/125/126.**				
		9999.00.15	20	-	20
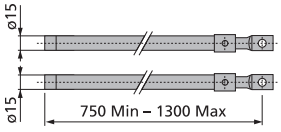	**Series of adjustable rods, 3 locking points, in zinc-plated steel.** **For item 600/800/1120.**				
		9999.02.01	1	-	1

Accessories

	Code	Single package	Multiple package	Min. ord.
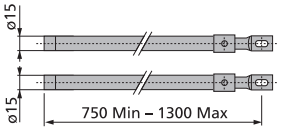 **Series of adjustable rods, 3 locking points, in zinc-plated steel.** **For item 811/811P.**	**9999.01.01**	1	-	1
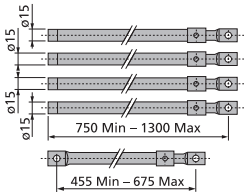 **Series of adjustable rods, for mortice locks with 5 locking points.** **In zinc-plated steel.** **For item 1120/1120 P/1120 PV/1120 C/1120 CP.**	**9999.02.02**	1	-	1
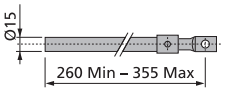 **Terminal adjustable rods. In zinc-plated steel.** **For item 122/123/125/126.**	**9999.00.19**	10	-	10
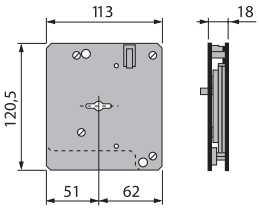 **Spare Lock. Two throws.**				
For item 1120 PV.	**3132.00.15**	2	-	2
KA item 1120 / 1120	**3132.10.00**	2	-	2
KD item 1120 / 1120	**3132.00.00**	2	-	2
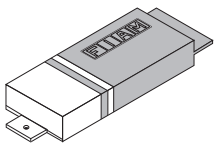 **Keyed Suite, sealed packaging** **For item 1120 PV.**				
5 keys	**38.11.90**	1	-	1
10 keys	**38.12.90**	1	-	1
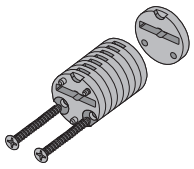 **Key guides equipped with screws.** **600 series locks.**	**98.608D.01**	1	-	1

Accessories

	Code	Single package	Multiple package	Min. ord.
Connection rods set. **For item 811/811 P/612/618/672/678.**				
Right	**98.01.1811**	10	-	10
left	**98.01.0811**	10	-	10
Connection rods set. **For 600 series locks.**				
Ambidextrous	**201.01.668G.0000**	10	-	10
Finishing-off frame in satin brass. **For item 1120/1120 C/1120 P/1120 CP/1120 PV.**				
Ambidextrous - SATIN BRASS	**201.00.1120.0000**	10	-	10
Finishing-off frame in satin brass. **For item 800/800 P/808/808 P/802/868/868 P.**				
Right - SATIN BRASS	**200.00.0800.0001**	10	-	10
Left - SATIN BRASS	**200.00.0808.0001**	10	-	10
Ambidextrous - SATIN BRASS	**200.00.0868.0001**	10	-	10

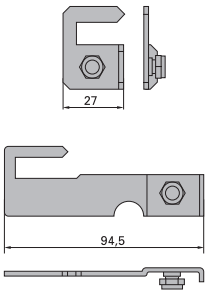

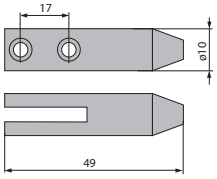

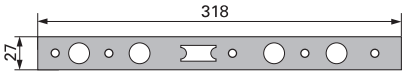

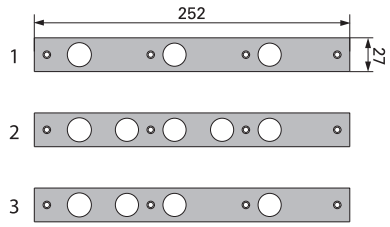

Accessories

	Code	Single package	Multiple package	Min. ord.
Front plate in steel chrome-plated.				
For item 602D/662G.				
centre distance 28 mm - POLISHED CHROME	**104.00.0672.G028**	5	-	5
centre distance 37 mm - POLISHED CHROME	**104.00.0672.G037**	5	-	5

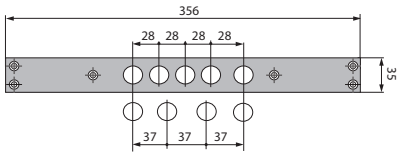

Front plate in steel chrome-plated.				
For item 608D/668G/668M (I=28).				
centre distance 28 mm - POLISHED CHROME	**104.00.0608.0000**	5	-	5
centre distance 37 mm - POLISHED CHROME	**104.00.0608.0037**	5	-	5

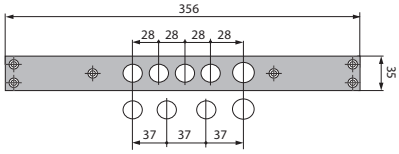

Front plate in steel chrome-plated.				
For item 602D/662G.				
centre distance 28 mm - POLISHED CHROME	**104.00.0672.GF28**	5	-	5
centre distance 38 mm - POLISHED CHROME	**104.00.0672.GF38**	5	-	5

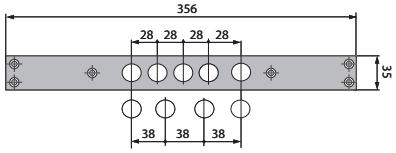

Front plate in steel chrome-plated.				
For item 668GF/608DF/668MF (I=28).				
centre distance 28 mm - POLISHED CHROME	**104.00.0668.GF28**	5	-	5
centre distance 38 mm - POLISHED CHROME	**104.00.0668.GF38**	5	-	5

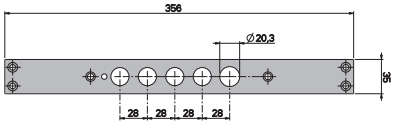

Accessories

	Code	Single package	Multiple package	Min. ord.
Front plate in steel chrome-plated. **For item 668GB/668XB (I=28).**				
centre distance 28 mm - POLISHED CHROME	**104.00.0668.GB28**	5	-	5

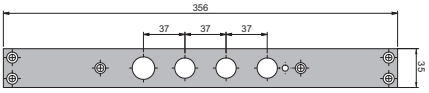

Front plate in steel chrome-plated. **For item 668M.**				
centre distance 37 mm - POLISHED CHROME	**104.00.0668.X037**	5	-	5

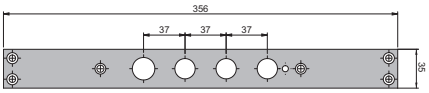

Front plate in steel chrome-plated. **For item 668MF.**				
centre distance 38 mm - POLISHED CHROME	**104.00.0668.XB38**	5	-	5

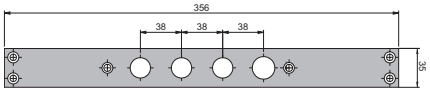

Front plate in steel chrome-plated. **For item 608D P/668G P.**				
centre distance 28 mm - POLISHED CHROME	**104.00.608D.P028**	5	-	5
centre distance 37 mm - POLISHED CHROME	**104.00.608D.P037**	5	-	5

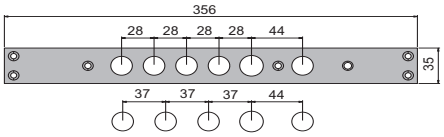

Front plate in steel chrome-plated. **For item 608DF P/668GF P.**				
centre distance 28 mm - POLISHED CHROME	**104.00.0608F.P028**	5	-	5
centre distance 38 mm - POLISHED CHROME	**104.00.0608F.P038**	5	-	5

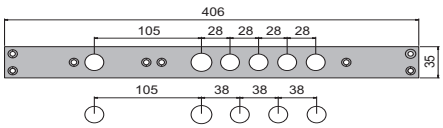

Accessories

	Code	Single package	Multiple package	Min. ord.
Strike plate in steel chrome-plated. **For item 602D/602DF/608D/608DF/662GF/668GF** **662G/668G/668M/668MF.**				
centre distance 28 mm - POLISHED CHROME	**200.00.0608.0000**	5	-	5
centre distance 37 mm - POLISHED CHROME	**200.00.0608.0037**	5	-	5

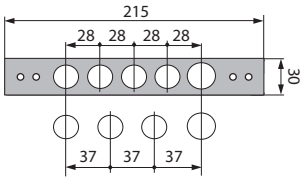

Strike plate in steel chrome-plated. **For item 122/123.**				
	200.00.0122.0100	5	-	5

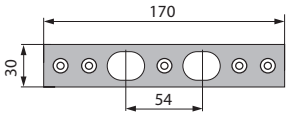

Strike plate in steel chrome-plated. **For item 608D P/618D P/668G P/678G P.**				
centre distance 28 mm - POLISHED CHROME	**200.00.608D.P028**	5	-	5
centre distance 37 mm - POLISHED CHROME	**200.00.608D.P037**	5	-	5

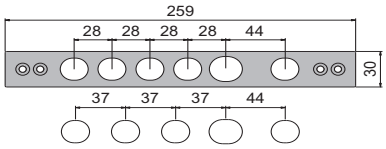

Strike plate in steel chrome-plated. **For item 608DF P/618DF P/668GF P/678GF P.**				
centre distance 28 mm - POLISHED CHROME	**200.00.608F.P028**	5	-	5
centre distance 38 mm - POLISHED CHROME	**200.00.608F.P038**	5	-	5

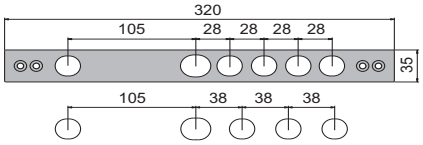

SWISSDOOR
DØRTEKNIK FOR PROFESSIONELLE



SWISSDOOR
DØRTEKNIK FOR PROFESSIONELLE

Panic and emergency exit devices



DOUBLE SAFETY: NO PANIC, NO BACTERIA

In line with its attention to safety, ISEO has decided to add this measure to a device which is always present in public environments and in all those places where hygiene and healthcare is a basic requirement: hospitals, clinics, treatment
homes, but also child care centres and nursery schools.

Therefore, the panic function is enriched with the antibacterial protection, AntiGerm*, whose performance is certified by Padova University Molecular Medicine Department.

The antibacterial treatment action is permanent and does not require special maintenance. The constant release of silver ions ensures top efficiency throughout the product life, even in case of surface scratches.

*
Antibacterial protection for panic exit devices and accessories (except for Stainless steel/PVD finishes).


ICIM

Certificazione di Prodotto
Product Certification

Certificate N. 021AW/1

ISEO SERRATURE S.p.A.
Via San Girolamo, 13 - 25086 PISOGNE (BS)

PRODOTTI CON PROPRIETÀ ANTIBATTERICHE
PRODUCTS WITH ANTIBACTERIAL PROPERTIES

Maniglioni antipanico / *Panic exit devices*
Serie / Series IDEA BASE - IDEA BOLT - IDEA PUSH - IDEA PUSH BOLT
IDEA PUSH SBIENA - IDEA REI VEDERE - IDEA PUSH BAR
IDEA INFILARE - PALMO - PUSH PALMO - PRO EXIT

Dispositivi di Emergenza / *Emergency exit devices*
Serie / Series IDEA PAD - IDEA PAD BOLT

Comandi esterni / *External Access Device*
Serie / Series IDEA TRIM – TRIM TRONIC

ICIM 2010SS

ISO 22196:2011

ICIM S.p.A.

04/02/2013 04/02/2015 03/02/2010

All ISEO panic and emergency exit devices with antibacterial coating AntiGerm have obtained the volountary certification ICIM 021AW/1



IDEA Base 5-8



IDEA Bolt 5-22



Push SIRENA 5-34



Push 5-36



Push-Bolt 5-43



Push-Bar 5-48



Pad 5-52



Pad-Bolt 5-62



Belvedere 5-66



Trim-Tronic 5-74



Trim 5-78



Match 5-82



Accessories 5-83



Finish

Painted white:	RAL 9016
Painted black:	RAL 9005
Painted grey:	■ RAL 9006
Painted grey:	METAL GREY
Painted red:	RAL 3000
Painted green:	■ RAL 6018
Painted green:	RAL 6029
Finish:	PVD-INOX

Anti GERM™: antibacterial protection

■ = Discontinued

SWISSDOOR
DØRTEKNIK FOR PROFESSIONELLE



Panic exit devices

Standard

EN 1125:2008

All panic exit devices in compliance with standard EN 1125 are conceived to be used in panic situations.

The aim of the standard requirements is mainly to ensure a reliable and safe evacuation through a door making use of the minimum effort and with a single swing of the door, without any prior knowledge of the door device.







1121

How to read the marking EN 1125:2008

Not suitable for use on fire/smoke doors	3	7	6	0	1	4	2	2	A	A
Suitable for use on fire/smoke doors	3	7	6	B	1	4	2	2	A	A
	Category of use	Durability	Door mass	Suitability for use on fire/smoke resistant doors	People's safety	Corrosion resistance	Goods' security	Bar projection	Type of bar operation	Field of door application

Category of use. There is only one category which refers to a high frequency of use where there is little incentive to exercise care, i. e. where there is a chance of an accident and misuse.

Durability. There are two grades of durability.
grade 6 = 100,000 operations
grade 7 = 200,000 operations

Door mass. There are three door mass categories:
grade 5 = up to 100 kg
grade 6 = up to 200 kg
grade 7 = over 200 kg

Suitability for use on fire/smoke resistant doors. There are three fire/smoke resistance categories:
grade 0 = not suitable for fire/smoke resistant doors
grade A = suitable for smoke resistant doors
grade B = suitable for fire/smoke resistant doors

People's safety. There is only one category representing the maximum grade, since panic exit devices must ensure people's safety.

Corrosion resistance. There are two categories as per prEN1670:
grade 3 = 96 h (high resistance)
grade 4 = 240 h (very high resistance)

Goods' security. Only one grade of security shall be used: the security requirements are secondary to those of safety.

Bar projection. There are two categories:
grade 1 = bar projection up to mm 150 (large projection)
grade 2 = bar projection up to mm 100 (standard projection)

Type of bar operation. There are two types of operations:
A = panic exit device with "push-bar" operation (Idea)
B = panic exit device with "touch-bar" operation (Push-Bar)

Field of door application. There are three categories:
A = single door, double door: active or inactive leaf
B = single door only
C = double door, inactive leaf only.

For further information please refer to EN1125:2008 standard.

ICIM CERTIFIED PRODUCT

CE 1121

Warning

The field of application of these panic exit devices is limited to following:

Maximum door mass	Maximum door height	Maximum door width	Temperature interval
200 Kg	2520 mm	1320 mm	-10°C +60°C

The limits indicated above are identified by EN1125 standard. ISEO Serrature declares that the performances of the devices and their accessories are in compliance with the requirements of the standard, for doors with mass max. 200 kg, height max. 3400 mm and width max. 1500 mm.

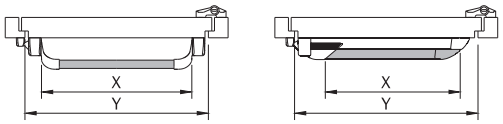

Fig. 1

The effective length (dimension X) of the bar shall be as near as possible to the effective width (dimension Y) of the door for which the device is intended, but never less than 60% (see Fig.1)
The door leavers and frames must be made of a material with sufficient rigidity to ensure that any distortions that occur during use can not exceed 5 mm in any position. The device must be fitted to the door leaf using materials that guarantee a tensile strength for each screw of >1,5KN.

Products certifications

ISEO Serrature has been awarded by Warrington Certification Limited (WCL) the certificate of conformity with EN 1125:08 standard allowing to apply the CE mark on panic exit devices, compulsory from 01/04/2003.
Idea panic exit devices have already obtained the Voluntary Product Certification by an independent organisation, ICIM, as provided for in EN 1125:08.
The ICIM voluntary certification establishes stricter requirements than the CE mark.

All the updated certificates can be downloaded from our web site: www.iseoserrature.it

Example of product certification


warrington certification

Organismo notificato N° 1121
Warrington Certification Limited, Holmesfield Road, Warrington, Cheshire, WA1 2DS, Regno Unito

Certificato di costanza della prestazione

1121-CPR-AAA006

Dispositivi per uscita di emergenza gamma touch bar e cross bar "IDEA BASE"

Utilizzo previsto: per l'uso su porte ad anta singola o doppia antipanico, incluse porte antifumo/tagliafuoco e porte con blocco su vie di fuga.

Pagina 1 di 8


ACCREDIA

ICIM

Certificazione di Prodotto
Product Certification

Certificato N. / *Certificate No.* 018AD/4

ALL'AZIENDA / *TO THE FIRM*

ISEO SERRATURE S.p.A.
Via San Girolamo, 13
PISOGNE (BS) ITALY

UNITÀ OPERATIVE / *OPERATIVES UNITS*

PER I SEGUENTI PRODOTTI / *FOR THE FOLLOWING PRODUCTS*

DISPOSITIVI ANTIPANICO PER USCITE DI SICUREZZA AZIONATI MEDIANTE UNA BARRA ORIZZONTALE
PANIC EXIT DEVICES

CON DENOMINAZIONE COMMERCIALE / *WITH TRADE NAMES*

CONFORMEMENTE ALLA NORMA ED AL DOCUMENTO NORMATIVO ICIM
IN COMPLIANCE WITH THE STANDARD AND WITH ICIM NORMATIVE DOCUMENT

UNI EN 1125:08 - ICIM 70R010

CON CLASSIFICAZIONE / *WITH CLASSIFICATION*

3 7 6 B 1 4 2 2 A A

ICIM S.p.A.

PRIMA EMISSIONE / *FIRST ISSUE*	EMISSIONE CORRENTE / *CURRENT ISSUE*	DATA DI SCADENZA / *EXPIRING DATE*
07/03/2002	07/03/2014	06/03/2017

1121

Code

Single package

Multiple package

Min. ord.

IDEA Base PVD - Inox



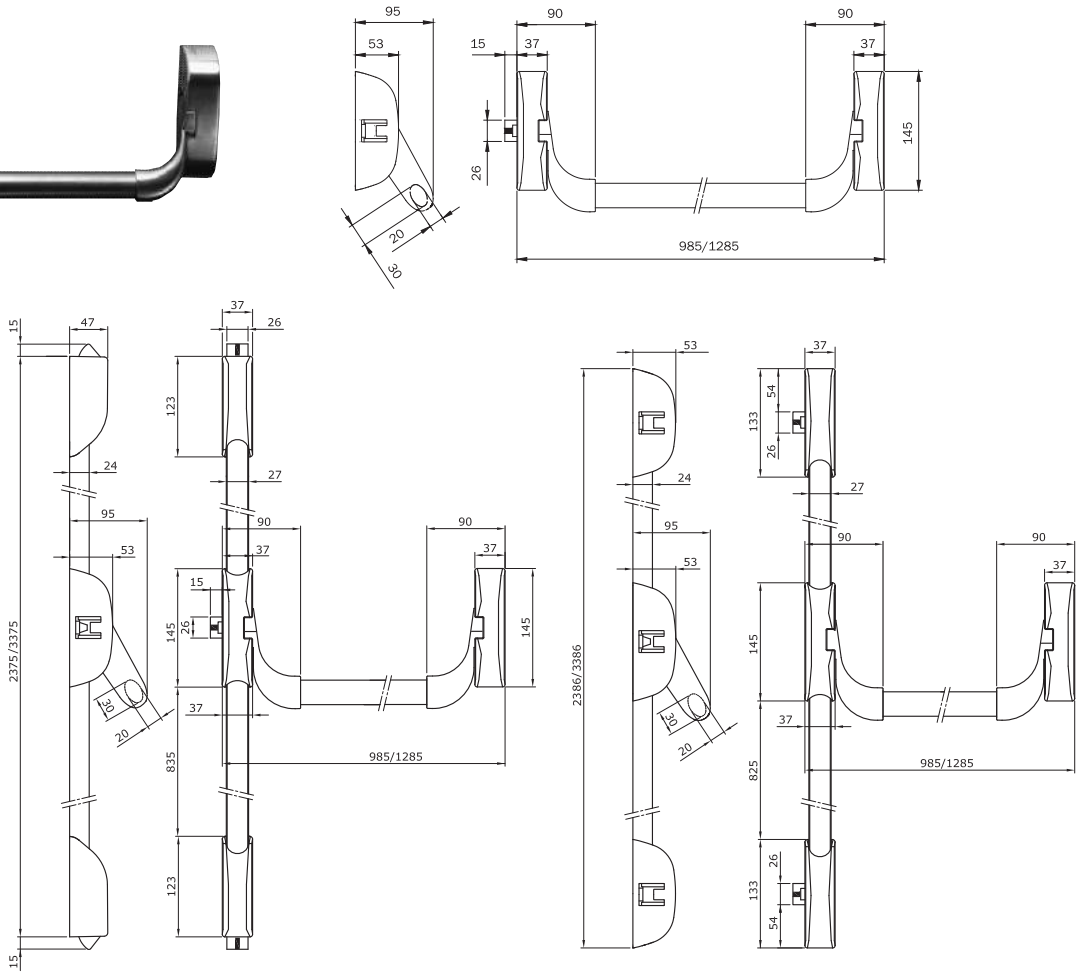

"IDEA Base PVD - Inox" panic exit device, **MODULAR**, reversible, PVD - stainless steel finish. Prearranged for double and triple lateral locking. **Self-locking steel latch**, suitable for fire resistant doors.
Stainless steel keep 94100112. Two stainless steel fixing plates 94100042. Prearranged for top-bottom rods.
Top/bottom caps. Nylon spacer for external control. Template. Assembly instructions.

To be ordered separately:

Stainless steel bar 9459**
Rods and covers 94100202 for doors mm 2400.
Rods and covers 94100302 for doors mm 3400.
Pair of steel latches 941020**24
External control 94011002T / 94012002T knob
External cylinder 859000859
Microswitch 94100060
Hold-open device 94100070
Electric striker 56800*0
Extended handle follower 947880
Kit of gaskets fire doors 94000030
Steel fixing plate for fire doors 94100040

9414000524 1 - 1

Before installation on fire/smoke resistant doors, please check the compatibility of the accessories.

1121

Code | Single package | Multiple package | Min. ord.

Accessories PVD finish - Inox



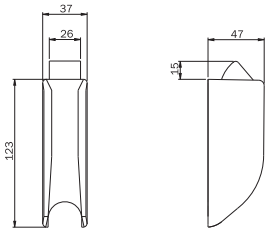

Pair of latches with PVD finish for **"IDEA Base PVD - Inox"** panic exit devices. Top/bottom vertical locking.
Self-locking steel latch suitable for fire resistant doors. Keeps 94100112+94100127.
Fixing screws. **9410201524** 1 - 1



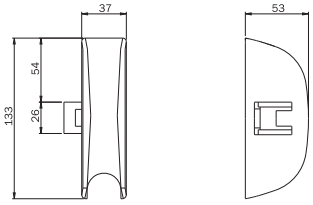

Pair of latches with PVD finish for **"IDEA Base PVD - Inox"** panic exit devices. Top/bottom vertical locking.
Self-locking steel latch suitable for fire resistant doors. Two keeps 94100102.
Fixing screws. **9410203524** 1 - 1



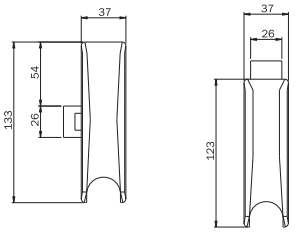

Pair of latches with PVD finish for **"IDEA Base PVD - Inox"** panic exit devices. Top/bottom vertical locking.
Self-locking steel latch suitable for fire resistant doors. Two keeps 94100112.
Fixing screws. **9410204524** 1 - 1



Stainless steel rods and covers for **"IDEA Base PVD - Inox".**
One keep for two wings, without spacers. **Cap for pushbar lateral latch.**
For doors with maximum height mm 2400 **94100202** 1 - 1
For doors with maximum height mm 3400 **94100302** 1 - 1

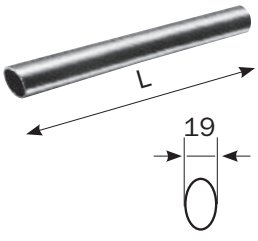

Stainless steel horizontal oval bar for panic exit devices **"IDEA Base" - "IDEA Bolt".**
Length mm 1130 **945922** 1 - 1
Length mm 1330 **945932** 1 - 1

IDEA Base PVD - Inox: application scheme for single leaf doors

9414000524	●	●	●	●	●	●	●
9410201524		●			●		
9410204524				●			●
9410203524			●			●	
945922 L = 1130 945932 L = 1330	* ●	* ●	* ●	* ●	* ●	* ●	* ●
94100202 94100302		* ●	* ●	* ●	* ●	* ●	* ●
56800** + 5680012	○		○ ○	○ ○		○ ○ ○	
94011002T 94021002 94012002T	* ○	* ○	* ○	* ○	* ○	* ○	* ○
94100060	○	○	○	○	○	○	○
94100070	○	○	○	○	○	○	○

● = Necessary items (● ● = 2 pcs, ● ● ● = 3 pcs)
* = Choose one item only
○ = Optional items (○ ○ = 2 pcs, ○ ○ ○ = 3 pcs)

IDEA Base PVD - Inox: application scheme for double doors

	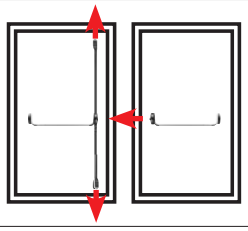	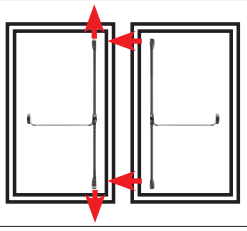	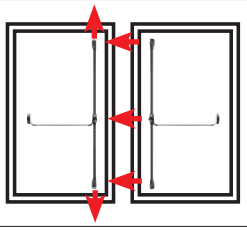	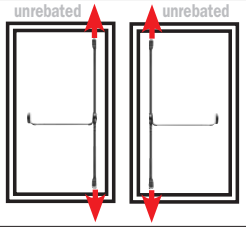	
9414000524		● ●	● ●	● ●	● ●
9410201524		●	●	●	● ●
9410204524					
9410203524			●	●	
945922 L = 1130 945932 L = 1330		* ● ●	* ● ●	* ● ●	* ● ●
94100202 94100302		* ●	* ● ●	* ● ●	* ● ●
56800** + 5680012		△	△ △	△ △ △	
94011002T 94021002 94012002T	 	* ○	* ○	* ○	* ○
94100060		○ ○	○ ○	○ ○	○ ○
94100070		○ ○	○ ○	○ ○	○ ○

● = Necessary items (● ● = 2 pcs, ● ● ● = 3 pcs)
* = Choose one item only
○ = Optional items (○ ○ = 2 pcs, ○ ○ ○ = 3 pcs)
△ = The type of installation depends on the door frame (△ △ = 2 pcs, △ △ △ = 3 pcs)

ICIM CERTIFIED PRODUCT CE 1121

Code | Single package | Multiple package | Min. ord. | Anti GERM

IDEA Base zamak latches



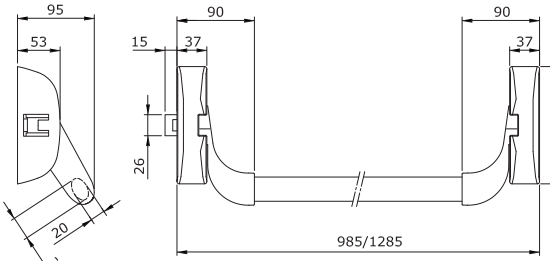

"IDEA Base" panic exit device, **LATERAL LOCKING,** reversible. Painted black.
Zamak latch without self-locking device. Keep 94100110. Nylon spacer for external control. Template. Assembly instructions.
To be ordered separately:
Bar 9459** - External control 9401* +9402*
External cylinder 859000857/9
Microswitch 94100060
Hold-open kit 94100070
Electric striker 56800*0
Painted black **9411000505** 1 - 1 YES



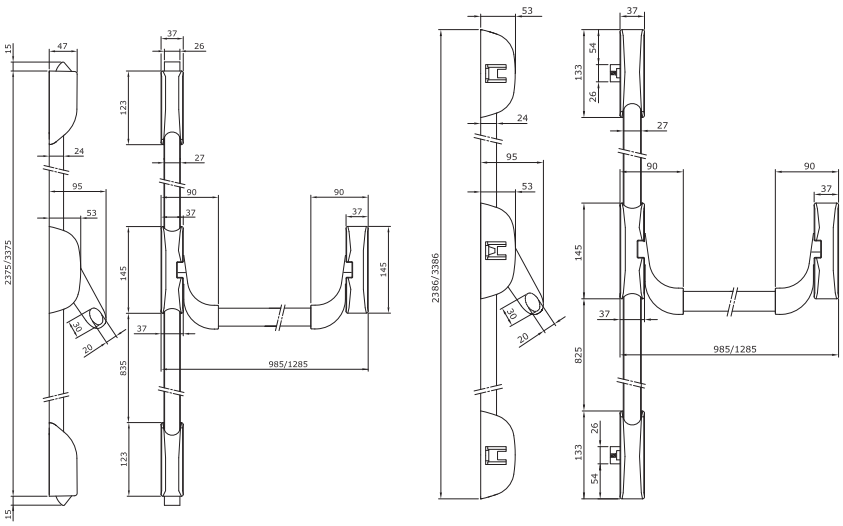

"IDEA Base" panic exit device, **DOUBLE VERTICAL LOCKING** reversible. Painted black. Prearranged for top/bottom rods. Nylon spacer for external control. Template. Assembly instructions.
To be ordered separately:
Bar 9459**
Rods and covers 94100205 for doors mm 2400.
Rods and covers 94100305 for doors mm 3400.
Pair of zamak latches 941020**05External control 9401* +9402*
External cylinder 859000857/9
Microswitch 94100060
Hold-open kit 94100070
Painted black **9412000505** 1 - 1 YES

WHITE AND METAL GREY ON REQUEST

1121

Code | Single package | Multiple package | Min. ord.

IDEA Base zamak latches



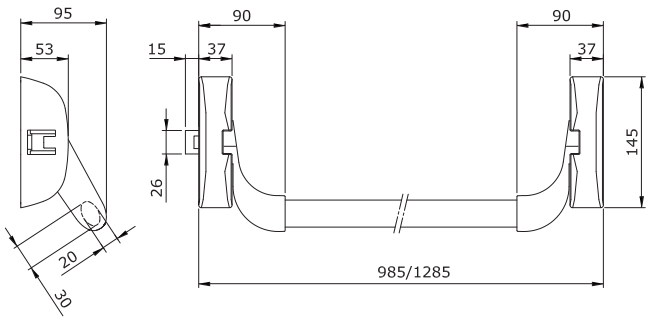

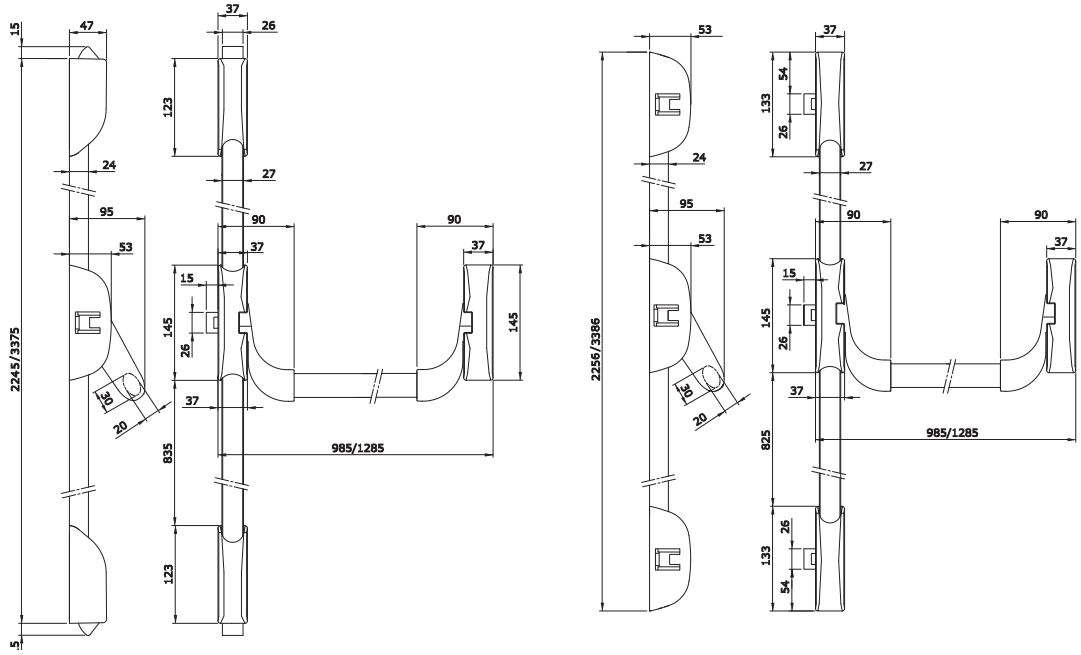

"IDEA Base" panic exit device, **MODULAR**, reversible. Painted black. Prearranged for double and triple lateral locking.
Zamak latch without self-locking function. Keep 94100110. Prearranged for top/bottom rods.
Caps for top/bottom holes. Nylon spacer for external control. Template. Assembly instructions.

To be ordered separately:

Bar 9459**
Rods and covers 94100205 for doors mm 2400.
Rods and covers 94100305 for doors mm 3400.
Pair of zamak latches 941020**05
External control 9401* +9402*
External cylinder 859000857/9
Microswitch 94100060
Hold-open kit 94100070
Electric striker 56800*0

Painted black	**9414000505**	1	-	1	YES

WHITE AND METAL GREY ON REQUEST

ICIM CERTIFIED PRODUCT CE 1121

Zamak latches

	Code	Single package	Multiple package	Min. ord.	Anti GERM



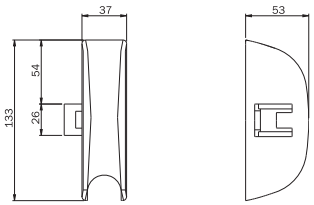

Latch for **"IDEA Base"** panic exit device. Painted black. Fixing screws. **9410003505** 1 - 1 YES



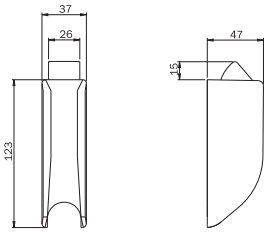

Pair of latches for **"IDEA Base"** panic exit devices. Painted black.
Top/bottom vertical locking. Zamak latch without self-locking function.
Only for panic exit doors.
Keeps 94100110+94100120. Fixing screws. **9410201505** 1 - 1 YES



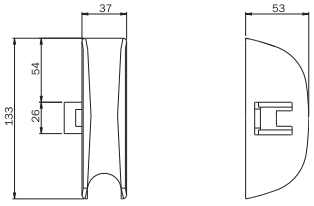

Pair of latches for **"IDEA Base"** panic exit devices. Painted black.
Top/bottom vertical locking. Zamak latch without self-locking function.
Only for panic exit doors.
Two keeps 94100100. Fixing screws. **9410203505** 1 - 1 YES



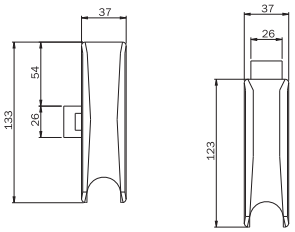

Pair of latches for **"IDEA Base"** panic exit devices. Painted black.
Top vertical locking and lateral bottom locking. Zamak latch without self-locking function.
Only for panic exit doors.
Two keeps 94100100. Fixing screws. **9410204505** 1 - 1 YES

WHITE AND METAL GREY ON REQUEST

IDEA Base zamak latches: application scheme for single leaf doors

		(A)	(B)	(A)	(B)	(A)	(B)	(A)	(B)				
9411000*05		●											
9412000505				●		●		●					
9414000*05			●		●		●		●	●	●	●	●
9410201*05				●						●			
9410204*05								●					●
9410203*05						●					●		
94591* L = 830 94592* L = 1130 94593* L = 1330		* ●		* ●		* ●		* ●		* ●	* ●	* ●	
9410020* 9410030*				* ●		* ●		* ●		* ●	* ●	* ●	
56800**		○				○ ○		○ ○			○ ○ ○	○ ○ ○	
9401100*T 9401101*T 9401200*T 9401300*T 9401400*T 9401500*T 9402100*T 9402102* 9409110*E		* ○		* ○		* ○		* ○		* ○	* ○	* ○	
94100060		○		○		○		○		○	○	○	
94100040		○ ○		○ ○		○ ○		○ ○		○ ○	○ ○	○ ○	
94100050				○ ○		○ ○		○ ○		○ ○	○ ○	○ ○	
94100070		○		○		○		○		○	○	○	

(A) (B) = Choice among proposed options as shown above
● = Necessary items (● ● = 2 pcs, ● ● ● = 3 pcs)
* = Choose one item only
○ = Optional items (○ ○ = 2 pcs, ○ ○ ○ = 3 pcs)

IDEA Base zamak latches: application scheme for double doors

	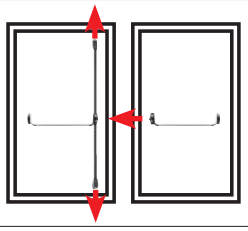	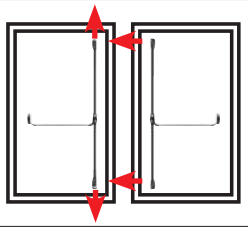	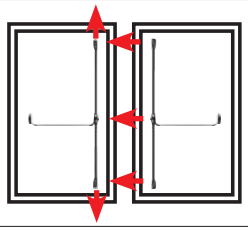	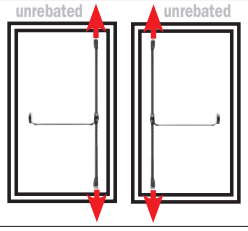
9411000*05  9412000505  9414000*05 	(A) ● ● (B) ● ● (C) ● ●	(A) ● ● (B) ● ●	(A) ● ● (B) ● ●	(A) ● ● (B) ● ●
9410201*05 	●	●	●	● ●
9410204*05 				
9410203*05 		●	●	
94591* L = 830 94592* L = 1130 94593* L = 1330 	* ● ●	* ● ●	* ● ●	* ● ●
9410020* 9410030* 	* ●	* ● ●	* ● ●	* ● ●
56800*** 	△	△ △	△ △ △	
9401100*T 9401101*T 9401200*T 9401300*T 9401400*T 9401500*T 9402100*T 9402102*  9409110*E 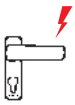	* ○	* ○	* ○	* ○
94100060 	○ ○	○ ○	○ ○	○ ○
94100040 	○ ○ ○ ○	○ ○ ○ ○	○ ○ ○ ○	○ ○ ○ ○
94100050 	○ ○	○ ○ ○ ○	○ ○ ○ ○	○ ○ ○ ○
94100070 	○ ○	○ ○	○ ○	○ ○

(A) (B) (C) = Choice among proposed options as shown above

● = Necessary items (● ● = 2 pcs, ● ● ● = 3 pcs)

* = Choose one item only

○ = Optional items (○ ○ = 2 pcs, ○ ○ ○ = 3 pcs)

△ = The type of installation depends on the door frame (△ △ = 2 pcs, △ △ △ = 3 pcs)

ICIM CERTIFIED PRODUCT CE 1121

Code | Single package | Multiple package | Min. ord.

IDEA Base steel latches



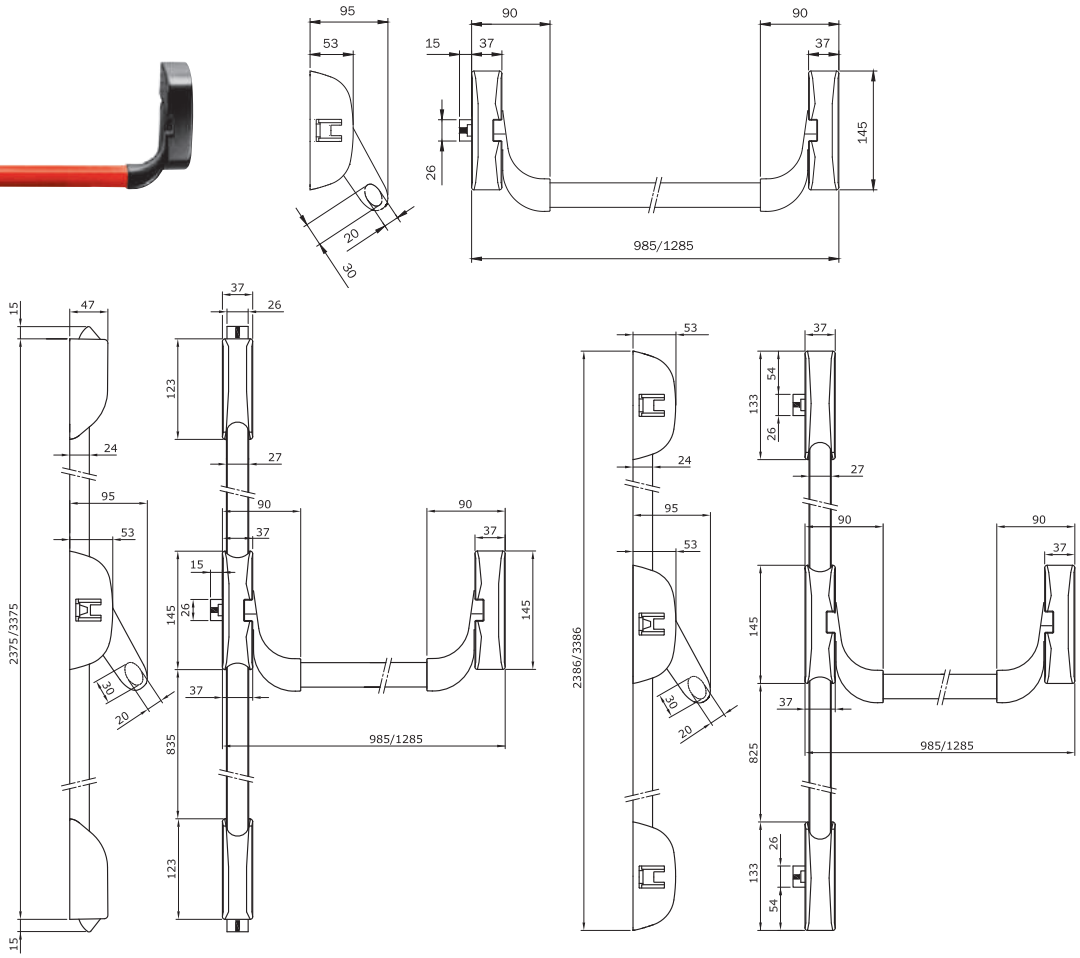

"IDEA Base" panic exit device, **MODULAR**, reversible. Prearranged for double and triple lateral locking.
Steel latch with self-locking function. Suitable for **FIRE DOORS.** Keep 9410011*.
Prearranged for top/bottom rods. Caps for top/bottom holes. Nylon spacer for external control.
Template. Assembly instructions.

To be ordered separately:

Bar 9459**
Rods and covers 9410020* for doors mm 2400.
Rods and covers 9410030* for doors mm 3400.
Pair of steel latches 941020**04
External control 9401* +9402*
External cylinder 859000857/9 - Microswitch 94100060
Hold-open kit 94100070 - Electric striker 56800*0
Kit of gaskets for fire doors 94000030
Bar steel fixing plate for fire doors 94100040

Painted white	**9414000404**	1	-	1	YES
Painted black	**9414000504**	1	-	1	YES
Painted metal grey	**9414000704**	1	-	1	YES

Before installation on fire/smoke resistant doors, please check the compatibility of the accessories.

ICIM CERTIFIED PRODUCT CE 1121

Code | Single package | Multiple package | Min. ord. | Anti GERM

Steel latches



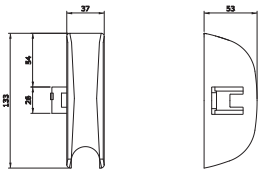

Painted latch for panic exit devices **"IDEA Base"** and **"Push"**. Self-locking steel latch suitable for fire resistant doors. Fixing screws.

Painted white	**9410003404**	1	-	1	YES
Painted black	**9410003504**	1	-	1	YES
Painted metal grey	**9410003704**	1	-	1	YES



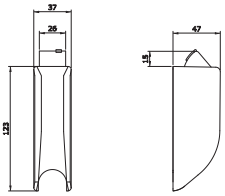

Pair of painted latches for panic exit devices **"IDEA Base"** and **"Push"**. Top and bottom vertical locking. Self-locking steel latch suitable for fire resistant doors. Keeps 94100110+94100120. Fixing screws.

Painted grey	■ **9410201304**	1	-	1	YES
Painted white	**9410201404**	1	-	1	YES
Painted black	**9410201504**	1	-	1	YES
Painted metal grey	**9410201704**	1	-	1	YES



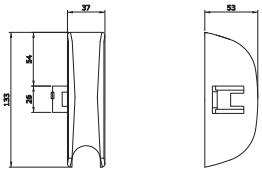

Pair of painted latches for panic exit devices **"IDEA Base"** and **"Push"**. Top and bottom lateral locking. Self-locking steel latch suitable for fire resistant doors. Two keeps 94100100. Fixing screws.

Painted white	**9410203404**	1	-	1	YES
Painted black	**9410203504**	1	-	1	YES
Painted metal grey	**9410203704**	1	-	1	YES



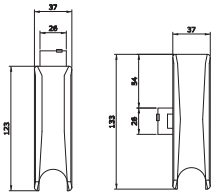

Pair of painted latches for panic exit devices **"IDEA Base"** and **"Push"**. Top vertical and bottom lateral locking. Two keeps 94100110. Fixing screws.

Painted grey	■ **9410204304**	1	-	1	YES
Painted black	**9410204504**	1	-	1	YES
Painted metal grey	**9410204704**	1	-	1	YES

■ = Discontinued

ICIM CERTIFIED PRODUCT CE 1121

Accessories



Rods and covers. One keep for two wings, without spacers.
Cap for bar lateral latch.

	Code	Single package	Multiple package	Min. ord.	Anti GERM
For doors with maximum height mm 2400 painted white	**94100204**	1	-	1	YES
For doors with maximum height mm 2400 painted black	**94100205**	1	-	1	YES
For doors with maximum height mm 2400 painted metal grey	**94100207**	1	-	1	YES
For doors with maximum height mm 3400 painted grey ■	**94100303**	1	-	1	YES
For doors with maximum height mm 3400 painted white	**94100304**	1	-	1	YES
For doors with maximum height mm 3400 painted black	**94100305**	1	-	1	YES
For doors with maximum height mm 3400 painted metal grey	**94100307**	1	-	1	YES

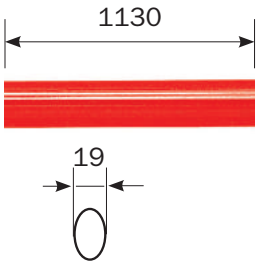

Horizontal oval bar for panic exit devices "**IDEA Base" - "IDEA Bolt**". Length mm **1130**

Stainless steel	**945922**	1	-	1	NO
Painted white	**945924**	1	-	1	YES
Painted black	**945925**	1	-	1	YES
Painted metal grey	**945927**	1	-	1	YES
Painted red	**945928**	1	-	1	YES
Painted green RAL 6029	**94592V**	1	-	1	YES

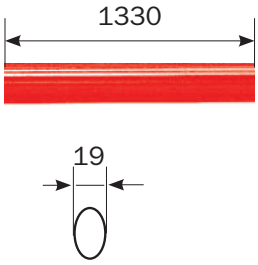

Horizontal oval bar for panic exit devices "**IDEA Base" - "IDEA Bolt**". Length mm **1330**

Stainless steel	**945932**	1	-	1	NO
Painted metal grey	**945937**	1	-	1	YES
Painted red	**945938**	1	-	1	YES

■ = Discontinued

IDEA Base steel latches: application scheme for single leaf doors

9412000505		(A) ●	(B)	(A) ●	(B)	(A) ●	(B)			
9414000*04		●		●		●		●	●	●
9410201*04			●					●		
9410204*04						●				●
9410203*04					●				●	
94591* L = 830 94592* L = 1130 94593* L = 1330		* ●	* ●	* ●	* ●	* ●	* ●	* ●
9410020* 9410030*			* ●	* ●	* ●	* ●	* ●	* ●
56800**		○		○ ○	○ ○		○ ○ ○	○ ○ ○
9401100*T 9401101*T 9401200*T 9401300*T 9401400*T 9401500*T 9402100*T 9402102* 9409110*E		* ○	* ○	* ○	* ○	* ○	* ○	* ○
94100060		○	○	○	○	○	○	○
94100040		○ ○	○ ○	○ ○	○ ○	○ ○	○ ○	○ ○
94100050			○ ○	○ ○	○ ○	○ ○	○ ○	○ ○
94100070		○	○	○	○	○	○	○

(A) (B) = Choice among proposed options as shown above
● = Necessary items (● ● = 2 pcs, ● ● ● = 3 pcs)
* = Choose one item only
○ = Optional items (○ ○ = 2 pcs, ○ ○ ○ = 3 pcs)

IDEA Base steel latches: application scheme for double doors

	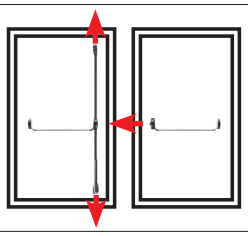	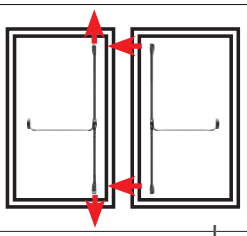	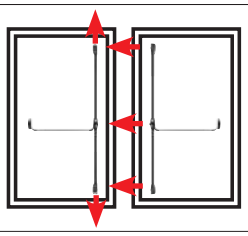	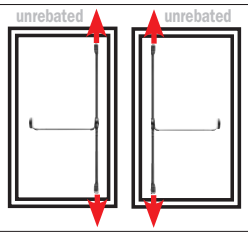
9414000*04 9412000505	(A) (B) ● ● ● ●	(A) (B) ● ● ● ● ●	(A) (B) ● ● ● ●	(A) (B) ● ● ● ●
9410201*04	●	●	●	● ●
9410204*04				
9410203*04		●	●	
94591* L = 830 94592* L = 1130 94593* L = 1330	* ● ●	* ● ●	* ● ●	* ● ●
9410020* 9410030*	* ●	* ● ●	* ● ●	* ● ●
56800**	△	△△	△△△	
9401100*T 9401101*T 9401200*T 9401300*T 9401400*T 9401500*T 9402100*T 9402102* 9409110*E	* ○	* ○	* ○	* ○
94100060	○ ○	○ ○	○ ○	○ ○
94100040	○ ○ ○ ○	○ ○ ○ ○	○ ○ ○ ○	○ ○ ○ ○
94100050	○ ○	○ ○ ○ ○	○ ○ ○ ○	○ ○
94100070	○ ○	○ ○	○ ○	○ ○

(A) (B) = Choice among proposed options as shown above
● = Necessary items (● ● = 2 pcs, ● ● ● = 3 pcs)
* = Choose one item only
○ = Optional items (○ ○ = 2 pcs, ○ ○ ○ = 3 pcs)
△ = The type of installation depends on the door frame (△ △ = 2 pcs, △ △ △ = 3 pcs)

SWISSDOOR
DØRTEKNIK FOR PROFESSIONELLE



IDEA Bolt.

Patented keep for coplanar and rebated doors.

1121

IDEA Bolt

- Amazing design even for the best architects.
- Simplified installation.
- Guaranteed operation even with a door misalignment of up to 8 mm.



- Patented keep.
- Double security thanks to the anti-cut rotating closing metal points Ø 14 mm.
- Suitable for all types of frames (aluminium, steel, PVC, wooden).
- Adjustable top/bottom locking without projecting floor keeps.

ICIM CERTIFIED PRODUCT CE 1121

Code | Single package | Multiple package | Min. ord.

IDEA Bolt PVD - Inox



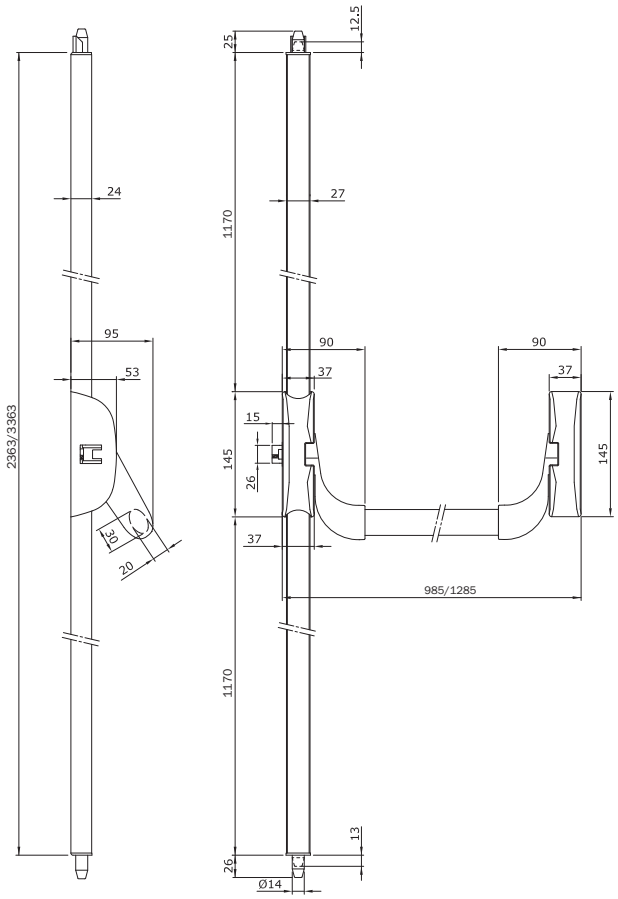

"IDEA Bolt PVD - Inox" panic exit device, **TRIPLE VERTICAL LOCKING**, reversible, self-locking steel latchbolt.
Keeps for flush bolt. Bolt keep. Lateral keep. Self-locking top/bottom flush bolt.
Nylon spacer. Template. Assembly instructions. Can be used with an external control.

To be ordered separately:

Stainless steel bar 9459**
Rods and covers 94300202 for doors mm 2400.
Rods and covers 94300302 for doors mm 3400.
External control 94011002T / 94012002T knob
External cylinder 859000859
Microswitch 94100060
Hold-open kit 94100070
Kit of gaskets for fire resistant doors 94000030
PVD finish

9433000224	1	-	1

Before installation on fire/smoke resistant doors, please check the compatibility of the accessories.

ICIM CERTIFIED PRODUCT CE 1121

Code | Single package | Multiple package | Min. ord.

IDEA Bolt PVD - Inox



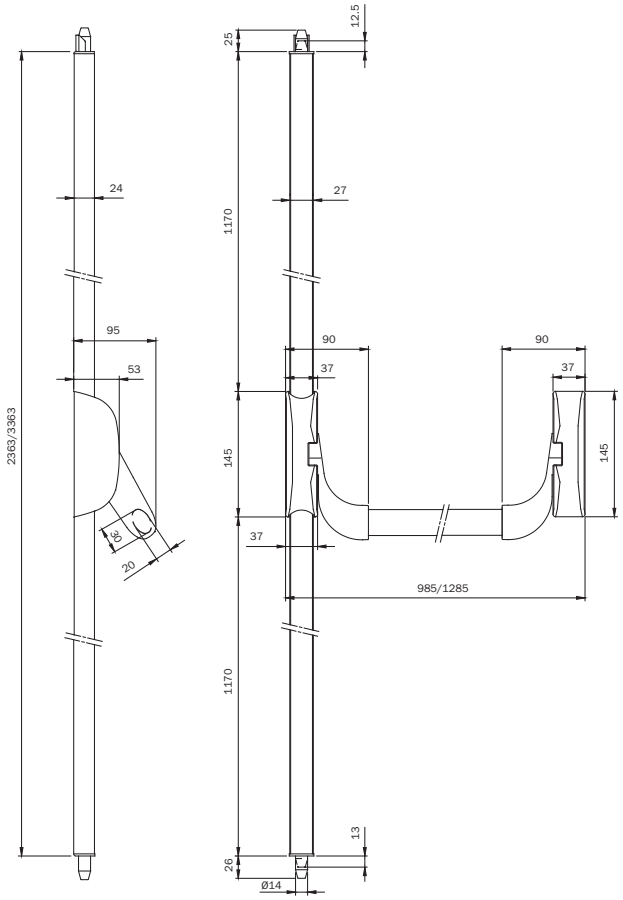

"IDEA Bolt PVD - Inox" panic exit device, **DOUBLE VERTICAL LOCKING**, reversible. Keeps for flush bolt.
Bolt keep. Self-locking top/bottom flush bolt. Nylon spacer. Template.
Assembly instructions. Can be used with an external control.

To be ordered separately:

Stainless steel bar 9459**
Rods and covers 94300202 for doors mm 2400.
Rods and covers 94300302 for doors mm 3400.
External control 94011002T / 94012002T knob
External cylinder 859000859
Microswitch 94100060
Hold-open kit 94100070
Kit of gaskets for fire resistant doors 94000030

PVD finish	**9432000224**	1	-	1	

Before installation on fire/smoke resistant doors, please check the compatibility of the accessories.

1121

	Code	Single package	Multiple package	Min. ord.

Accessories



Stainless steel rods and covers for **"IDEA Base PVD - Inox".**
One keep for two wings, without spacers. **Cap for pushbar lateral latch.**

For doors with maximum height mm 2400	**94300202**	1	-	1
For doors with maximum height mm 3400	**94300302**	1	-	1

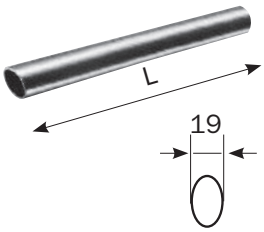

Stainless steel horizontal oval bar for panic exit devices **"IDEA Base" - "IDEA Bolt".**

Length mm 1130	**945922**	1	-	1
Length mm 1330	**945932**	1	-	1

IDEA Bolt PVD - Inox: application scheme for single leaf doors

	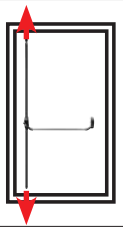	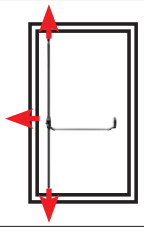
9432000224 	●	
9433000224 		●
945922 L = 1130 945932 L = 1330 	* ●	* ●
94300202 BOLT 94300302 BOLT 	* ●	* ●
94011002T 94021002 	* ○	* ○
94012002T 		
94100060 	○	○
94100070 	○	○

● = Necessary items (● ● = 2 pcs, ● ● ● = 3 pcs)
* = Choose one item only
○ = Optional items (○ ○ = 2 pcs, ○ ○ ○ = 3 pcs)

IDEA Bolt PVD - Inox: application scheme for double doors

	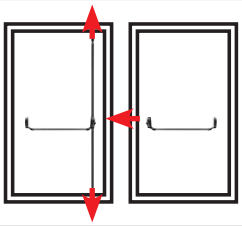	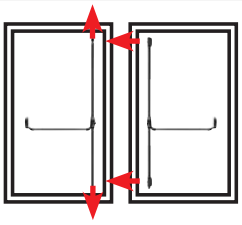	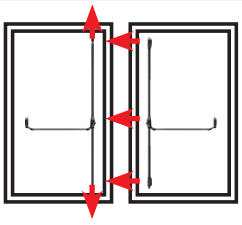	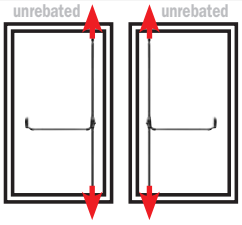
9432000224 9414000524 	● ●	● ●	● ●	● ●
9410203524 		●	●	
945922 L = 1130 945932 L = 1330 	* ● ●	* ● ●	* ● ●	* ● ●
94300202 BOLT 94300302 BOLT 	* ●	* ●	* ●	* ● ●
94100202 94100302 		* ●	* ●	
56800** 94021002 	△	△△	△△△	
94011002T 94021002  94012002T 	* ○	* ○	* ○	* ○
94100060 	○ ○	○ ○	○ ○	○ ○
94100070 	○ ○	○ ○	○ ○	○ ○

● = Necessary items (● ● = 2 pcs, ● ● ● = 3 pcs)
* = Choose one item only
○ = Optional items (○ ○ = 2 pcs, ○ ○ ○ = 3 pcs)
△ = The type of installation depends on the door frame (△ △ = 2 pcs, △ △ △ = 3 pcs)

ICIM CERTIFIED PRODUCT CE 1121

IDEA Bolt



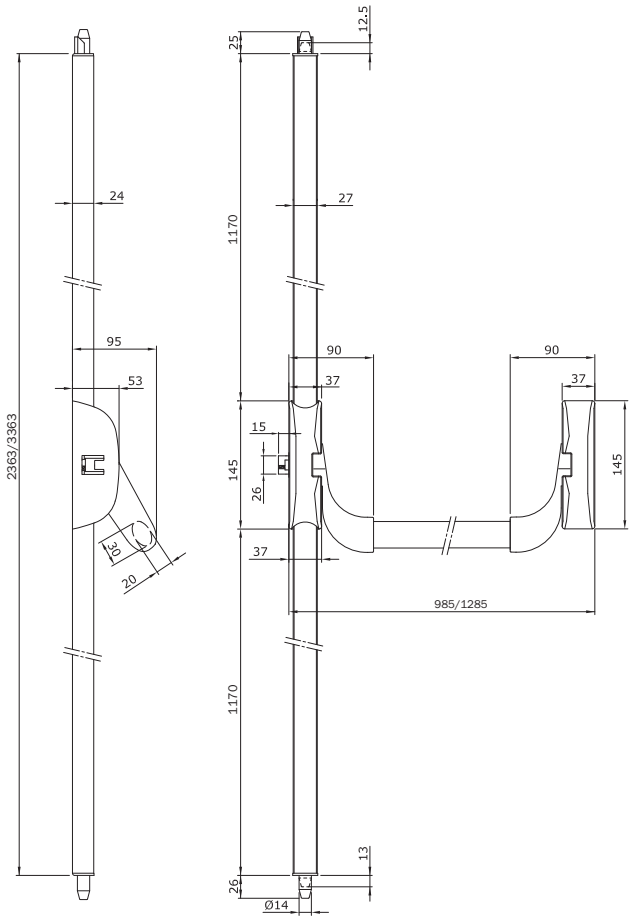

"IDEA Bolt" panic exit device, **TRIPLE VERTICAL LOCKING**, reversible, self-locking steel latchbolt.
Keeps for flush bolt. Bolt keep. Lateral keep. Self-locking top/bottom flush bolt.
Nylon spacer. Template. Assembly instructions.

To be ordered separately:

Bar 9459**
Rods and covers 9430020* for doors mm 2400.
Rods and covers 9430030* for doors mm 3400.
External control 94011*
External cylinder 859000857/9
Microswitch 94100060
Hold-open kit 94100070
Kit of gaskets for fire resistant doors 94000030

	Code	Single package		Multiple package	Min. ord.
Painted black	**9433000504**	1	-	1	YES
Painted metal grey	**9433000704**	1	-	1	YES

Before installation on fire/smoke resistant doors, please check the compatibility of the accessories.

IDEA Bolt



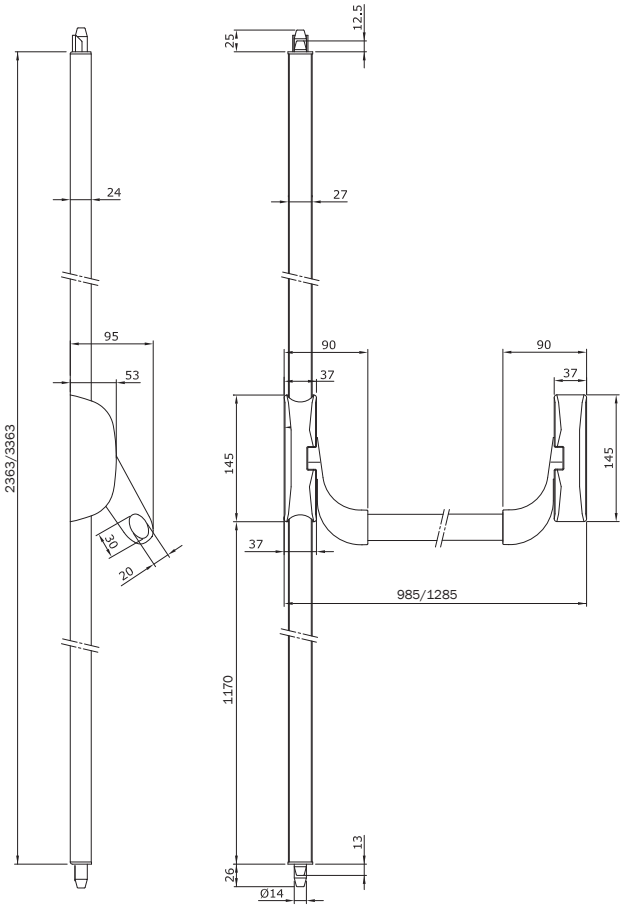

"IDEA Bolt" panic exit device, **DOUBLE VERTICAL LOCKING**, reversible. Keep for flush bolt.
Bolt keep. Self-locking top/bottom flush bolt. Nylon spacer. Template. Assembly instructions.

To be ordered separately:

Bar 9459**
Rods and covers 9430020* for doors mm 2400.
Rods and covers 9430030* for doors mm 3400.
External control 9401*
External cylinder 859000857/9
Microswitch 94100060
Hold-open kit 94100070
Kit of gaskets for fire resistant doors 94000030

	Code	Single package		Multiple package	Min. ord.	Anti GERM
Painted grey	■ **9432000304**	1	-	1	YES	
Painted white	**9432000404**	1	-	1	YES	
Painted black	**9432000504**	1	-	1	YES	
Painted metal grey	**9432000704**	1	-	1	YES	

Before installation on fire/smoke resistant doors, please check the compatibility of the accessories.

■ = Discontinued

1121

Accessories



Rods and covers. One keep for two wings, without spacers.

Cap for bar lateral latch.

	Code	Single package	Multiple package	Min. ord.	Anti GERM
For doors with maximum height mm 2400 painted white	**94300204**	1	-	1	YES
For doors with maximum height mm 2400 painted black	**94300205**	1	-	1	YES
For doors with maximum height mm 2400 painted metal grey	**94300207**	1	-	1	YES
For doors with maximum height mm 3400 painted white	**94300304**	1	-	1	YES
For doors with maximum height mm 3400 painted black	**94300305**	1	-	1	YES
For doors with maximum height mm 3400 metal grey	**94300307**	1	-	1	YES

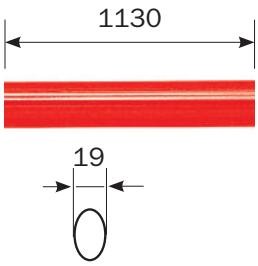

Horizontal oval bar for panic exit devices "**IDEA Base" - "IDEA Bolt**". Length mm **1130**

	Code	Single package	Multiple package	Min. ord.	Anti GERM
Stainless steel	**945922**	1	-	1	NO
Painted white	**945924**	1	-	1	YES
Painted black	**945925**	1	-	1	YES
Painted metal grey	**945927**	1	-	1	YES
Painted red	**945928**	1	-	1	YES
Painted green RAL 6029	**94592V**	1	-	1	YES

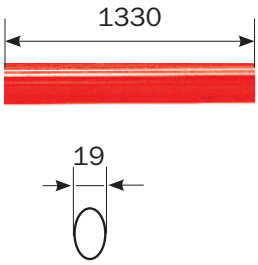

Horizontal oval bar for panic exit devices "**IDEA Base" - "IDEA Bolt**". Length mm **1330**

	Code	Single package	Multiple package	Min. ord.	Anti GERM
Stainless steel	**945932**	1	-	1	NO
Painted metal grey	**945937**	1	-	1	YES
Painted red	**945938**	1	-	1	YES

IDEA Bolt: application scheme for single leaf doors

	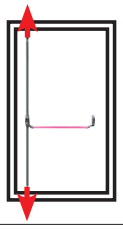	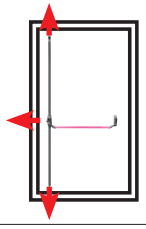
9432000*04 	* ●	
9433000*04 	* ●	●
94591* L = 830 94592* L = 1130 94593* L = 1330 	* ●	* ●
9430020* BOLT 9430030* BOLT 	* ●	* ●
9401100*T 9401101*T 9401200*T 9401300*T 9401400*T 9401500*T 9402100*T 9402102* 	* ○	* ○
9409110*E 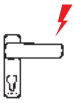		
94100060 	○	○
94100070 	○	○

● = Necessary items (● ● = 2 pcs, ● ● ● = 3 pcs)
* = Choose one item only
○ = Optional items (○ ○ = 2 pcs, ○ ○ ○ = 3 pcs)

IDEA Bolt: application scheme for double doors

	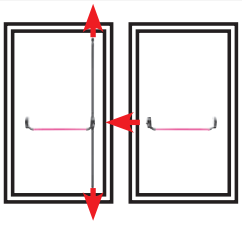	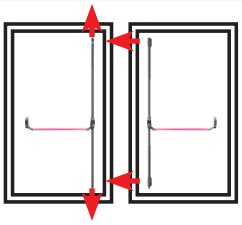	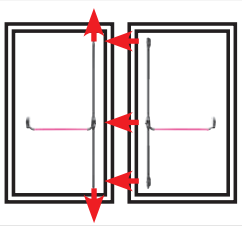	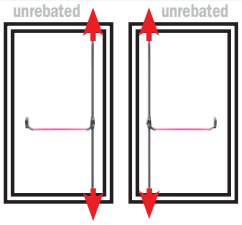	
9432000*04 9414000*04	● ●	● ●	● ●	● ●	
9410203*04		●	●		
94591* L = 830 94592* L = 1130 94593* L = 1330	* ● ●	* ● ●	* ● ●	* ● ●	
9430020* BOLT 9430030* BOLT	* ●	* ●	* ●	* ● ●	
9410020* 9410030*		* ●	* ●		
56800**	△	△△	△△△		
9401100*T 9401101*T 9401200*T 9401300*T 9401400*T 9401500*T 9402100*T 9402102* 9409110*E	* ○	* ○	* ○	* ○	
94100060	○ ○	○ ○	○ ○	○ ○	
94100070	○ ○	○ ○	○ ○	○ ○	

● = Necessary items (● ● = 2 pcs, ● ● ● = 3 pcs)
* = Choose one item only
○ = Optional items (○ ○ = 2 pcs, ○ ○ ○ = 3 pcs)
△ = The type of installation depends on the door frame (△ △ = 2 pcs, △ △ △ = 3 pcs)

Push SIRENA

Panic exit device with acoustic alarm.
When the alarm is on, the device emits a strong acoustic signal (90dB) every time the bar is pressed, thus providing the emergency exit with further security against thefts and/or unauthorized opening. It is compatible with ISEO **Push** range and can be easily mounted in retrofit on panic exit devices already installed.
The battery operation without external power allows for a quick, easy and cost-effective installation.
A selector connected to a key-operated European single profile cylinder (included) is used to program the functions and set the device status (alarm off, alarm on, courtesy).

Device functions and features:
- "Break" function to exit without alarm.
- Alarm reset only by key.
- Acoustic signals. 2 Led signals showing devices status and battery charge.
- Powered by 2 AA alkaline batteries (over 2 years' life without alarm)
- 3-level discharged battery signal allowing for scheduled replacement
- Selector compatible with European single profile cylinders (size 30+10) with 8-position DIN cam.



Acoustic alarm device kit for ISEO Push range

	Code	Min. ord. Single package		Multiple package	Anti GERM
Painted white	**94200094**	1	-	1	YES
Painted black	**94200095**	1	-	1	YES
Painted metal grey	**94200097**	1	-	1	YES

ICIM CERTIFIED PRODUCT CE 1121

Code | Single package | Multiple package | Min. ord.

Push SIRENA



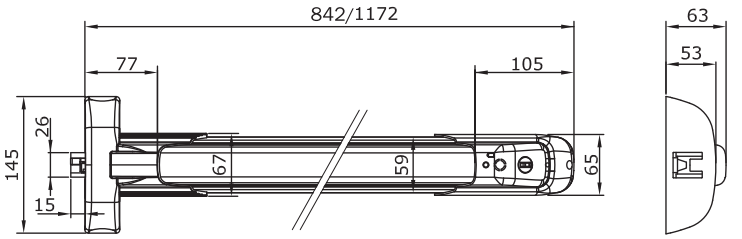

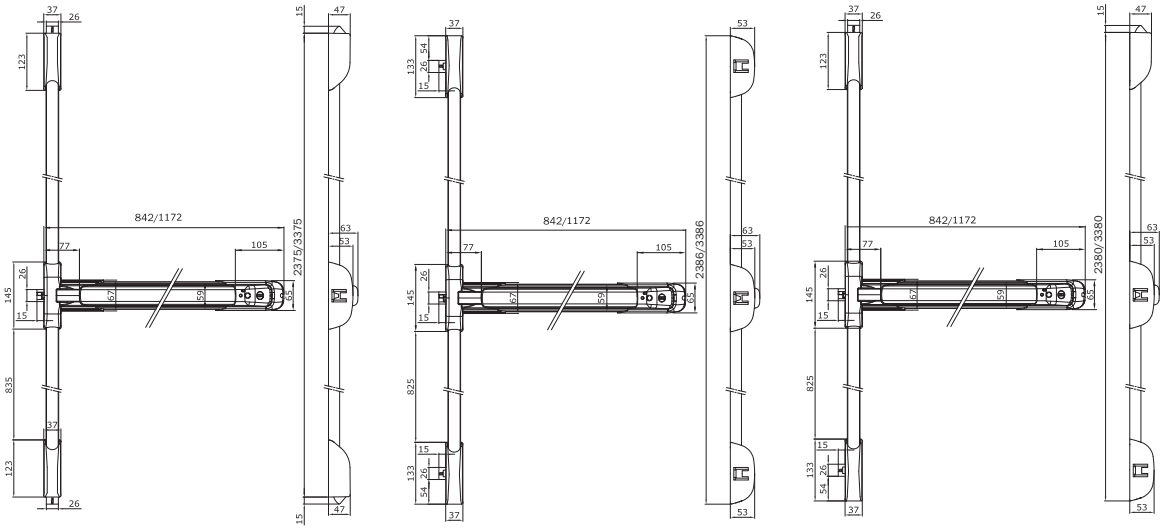

"Push SIRENA" panic exit device, **MODULAR REVERSIBLE,** prearranged for rods.
Shortenable to mm 330. Self-locking latch, suitable for **FIRE RESISTANT** doors.
Top/bottom hole caps. Lateral keep with spacers mm 1-2-3.
2 AA alkaline batteries 1,5 V. Single profile cylinder. Assembly instructions

To be ordered separately:

Rods and covers 9410020* for doors mm 2400.
Rods and covers 9410030* for doors mm 3400.
Pair of steel latches 941020**04. External control 9401*+9402*
External cylinder 859000857/9
Kit of gaskets for fire resistant doors 94000030
Fixing plate for bar, fire resistant doors 94100040
Fixing plate for latches, fire resistant doors 94100050

Length mm **840** chassis and bar painted metal grey	**942408477T...1**	1	-	1	YES
Length mm **1170** chassis painted black and bar painted red	**942411758T...1**	1	-	1	YES
Length mm **1170** chassis and bar painted metal grey	**942411777T...1**	1	-	1	YES

Before installation on fire/smoke resistant doors, please check the compatibility of the accessories.

ICIM CERTIFIED PRODUCT CE 1121

Code | Single package | Multiple package | Min. ord.

Push



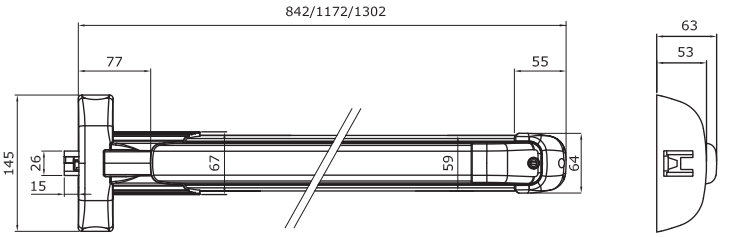

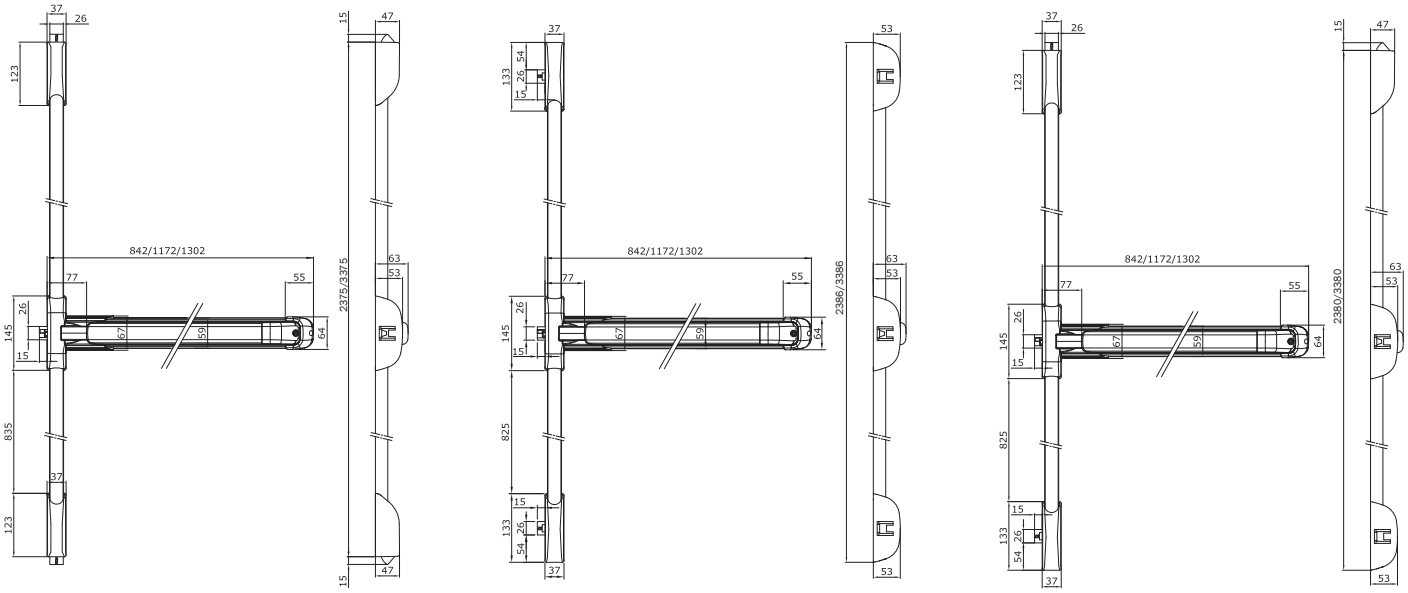

"Push" panic exit device, **MODULAR REVERSIBLE,** prearranged for rods.
Length mm **840** shortenable to mm 330. Self-locking latch, suitable
for **FIRE RESISTANT** doors. Top/bottom hole caps. Lateral keep with spacers mm 1-2-3.
Assembly instructions

To be ordered separately:

Rods and covers 9410020* for doors mm 2400.
Rods and covers 9410030* for doors mm 3400.
Pair of steel latches 941020**04
External control 9401*+9402*
External cylinder 859000857/9
Microswitch 94200060
Electric striker 56800*0
Kit of gaskets for fire resistant doors 94000030
Fixing plate for bar, fire resistant doors 94100040
Fixing plate for latches, fire resistant doors 94100050

Chassis painted black and bar painted red	**942408458T**	1	-	1	YES

WHITE AND METAL GREY ON REQUEST

Before installation on fire/smoke resistant doors, please check the compatibility of the accessories.

ICIM CERTIFIED PRODUCT

CE 1121

Code

Single package

Multiple package

Min. ord.

Push



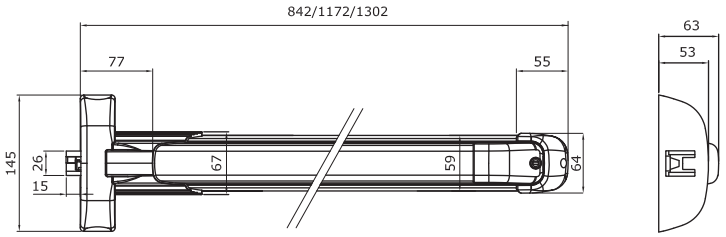

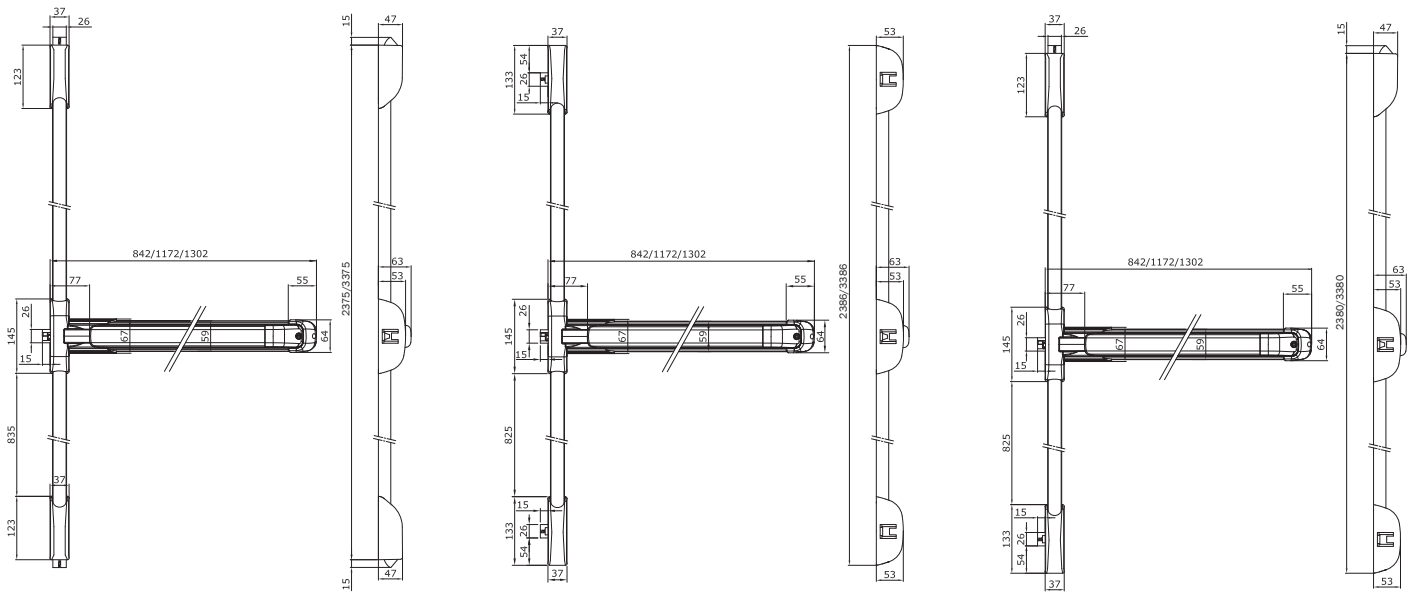

"Push" panic exit device, **MODULAR REVERSIBLE**, prearranged for rods.
Length mm **1170** shortenable to mm 330. Self-locking latch, suitable for **FIRE RESISTANT** doors. Top/bottom hole caps.
Lateral keep with spacers mm 1-2-3. Assembly instructions.

To be ordered separately:

Rods and covers 9410020* for doors mm 2400.
Rods and covers 9410030* for doors mm 3400.
Pair of steel latches 941020**04
External control 9401* +9402*
External cylinder 859000857/9
Microswitch 94200060
Electric striker 56800*0
Kit of gaskets for fire resistant doors 94000030
Fixing plate for bar, fire resistant doors 94100040
Fixing plate for latches, fire resistant doors 94100050

Chassis painted black and bar painted red	**942411758T**	1	-	1	YES

WHITE AND METAL GREY ON REQUEST

Before installation on fire/smoke resistant doors, please check the compatibility of the accessories.

ICIM CERTIFIED PRODUCT CE 1121

Code | Single package | Multiple package | Min. ord.

Push



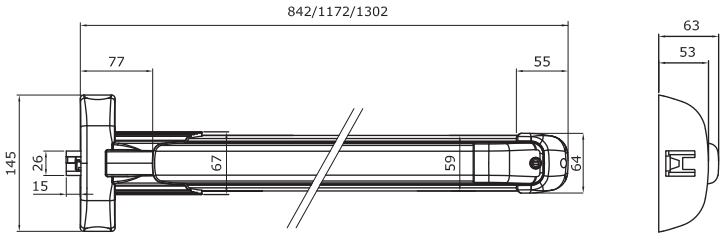

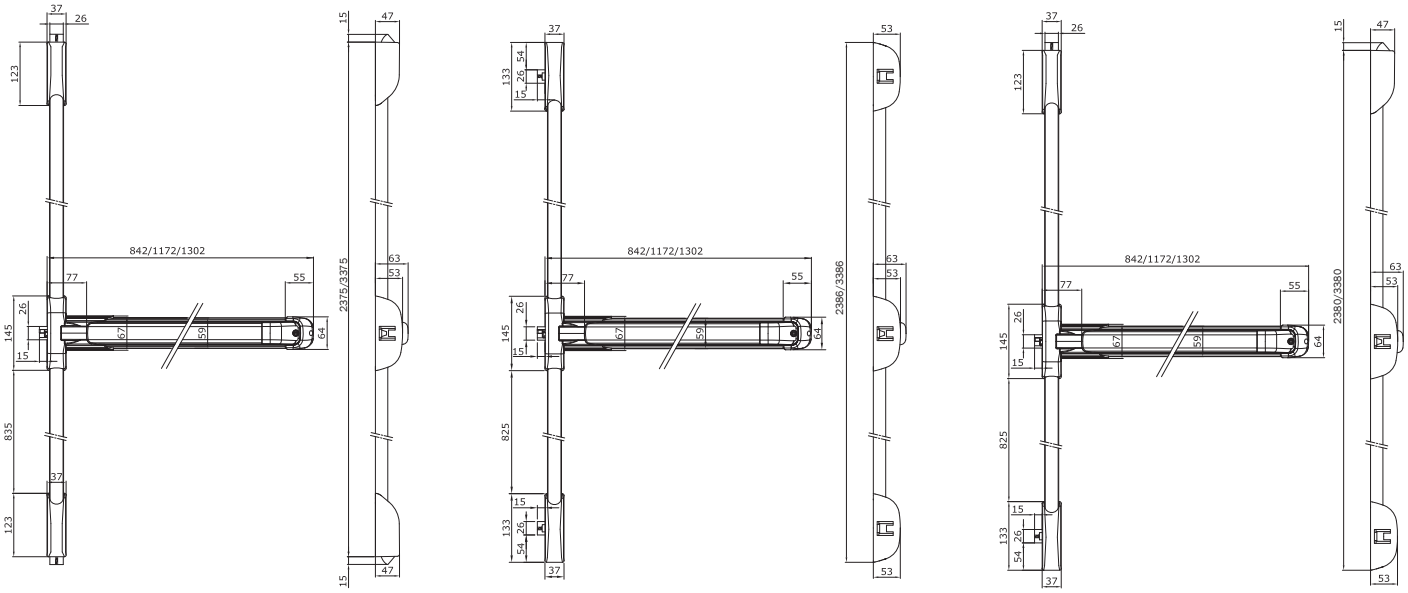

"Push" panic exit device, **MODULAR REVERSIBLE,** prearranged for rods.
Length mm 1300 shortenable to mm 330. Self-locking latch, suitable
for **FIRE RESISTANT** doors. Top/bottom hole caps. Lateral keep with spacers mm 1-2-3.
Assembly instructions.

To be ordered separately:

Rods and covers 9410020* for doors mm 2400.
Rods and covers 9410030* for doors mm 3400.
Pair of steel latches 941020**04
External control 9401*+9402*,
External cylinder 859000857/9
Microswitch 94200060
Electric striker 56800**
Kit of gaskets for fire resistant doors 94000030
Fixing plate for bar, fire resistant doors 94100040
Fixing plate for latches, fire resistant doors 94100050

Chassis painted black and bar painted red	**942413058T**	1	-	1	YES

WHITE AND METAL GREY ON REQUEST

Before installation on fire/smoke resistant doors, please check the compatibility of the accessories.

ICIM CERTIFIED PRODUCT CE 1121

Code | Single package | Multiple package | Min. ord. | Anti GERM

Push without horizontal bar



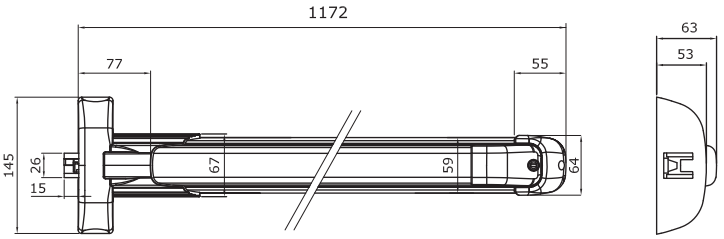

"Push" panic exit device, **WITHOUT HORIZONTAL BAR**, modular, reversible, prearranged for rods. Length mm **1170** shortenable to mm 330.
Self-locking latch, suitable for fire resistant doors. Top/bottom hole caps.
Lateral keep with spacers mm 1-2-3.
Assembly instructions.

Chassis painted black	**94241175HT**	1	-	4	YES
Chassis painted white	**94241174HT**	1	-	4	YES
Chassis painted metal grey	**94241177HT**	1	-	4	YES



Orizontal bar for "**Push**" panic exit device mm **1170**

Bar for PUSH painted red	**94200088**	1	-	4	YES
Bar for PUSH painted black	**94200085**	1	-	4	YES
Bar for PUSH painted white	**94200084**	1	-	4	YES
Bar for PUSH painted metal grey	**94200087**	1	-	4	YES
Bar for PUSH painted green RAL 6029	**9420008V**	1	-	4	YES

Accessories

■ = Discontinued



Rods and covers. One keep for two wings, without spacers.
Cap for bar lateral latch.

For doors with maximum height mm 2400 painted white	**94100204**	1	-	1	YES
For doors with maximum height mm 2400 painted black	**94100205**	1	-	1	YES
For doors with maximum height mm 2400 metal grey	**94100207**	1	-	1	YES
For doors with maximum height mm 3400 painted grey	■ **94100303**	1	-	1	YES
For doors with maximum height mm 3400 painted white	**94100304**	1	-	1	YES
For doors with maximum height mm 3400 painted black	**94100305**	1	-	1	YES
For doors with maximum height mm 3400 metal grey	**94100307**	1	-	1	YES

Before installation on fire/smoke resistant doors, please check the compatibility of the accessories.

ICIM CERTIFIED PRODUCT CE 1121

Code | Single package | Multiple package | Min. ord. | Anti GERM

Steel latches



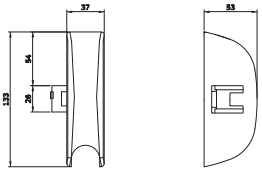

Painted latch for panic exit devices **"IDEA Base"** and **"Push"**. Self-locking steel latch suitable for fire resistant doors. Fixing screws.

Painted white	**9410003404**	1	-	1	YES
Painted black	**9410003504**	1	-	1	YES
Painted metal grey	**9410003704**	1	-	1	YES



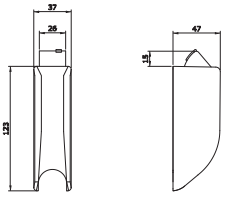

Pair of painted latches for panic exit devices **"IDEA Base"** and **"Push"**. Top and bottom vertical locking. Self-locking steel latch suitable for fire resistant doors. Keeps 94100110+94100120. Fixing screws.

Painted grey	■ **9410201304**	1	-	1	YES
Painted white	**9410201404**	1	-	1	YES
Painted black	**9410201504**	1	-	1	YES
Painted metal grey	**9410201704**	1	-	1	YES



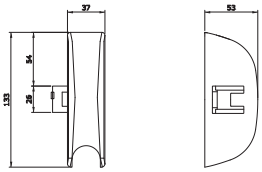

Pair of painted latches for panic exit devices **"IDEA Base"** and **"Push"**. Top and bottom lateral locking. Self-locking steel latch suitable for fire resistant doors. Two keeps 94100100. Fixing screws.

Painted white	**9410203404**	1	-	1	YES
Painted black	**9410203504**	1	-	1	YES
Painted metal grey	**9410203704**	1	-	1	YES



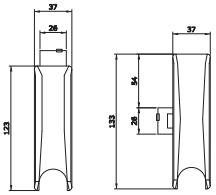

Pair of painted latches for panic exit devices **"IDEA Base"** and **"Push"**. Top vertical and bottom lateral locking. Two keeps 94100110. Fixing screws.

Painted grey	■ **9410204304**	1	-	1	YES
Painted black	**9410204504**	1	-	1	YES
Painted metal grey	**9410204704**	1	-	1	YES

■ = Discontinued

Push: application scheme for single leaf doors

9424*****T	●	●	●	●	●	●	●
9410201*04		●			●		
9410204*04				●			●
9410203*04			●			●	
9410020* 9410030*		* ●	* ●	* ●	* ●	* ●	* ●
9401100*T 9401101*T 9401200*T 9401300*T 9401400*T 9401500*T 9402100*T 9402102* 9409110*E	* ○	* ○	* ○	* ○	* ○	* ○	* ○
56800**	○		○ ○	○ ○		○ ○ ○	○ ○ ○
94200060	○	○	○	○	○	○	○
94100040	○	○	○	○	○	○	○
94100050		○ ○	○ ○	○ ○	○ ○	○ ○	○ ○

● = Necessary items (● ● = 2 pcs, ● ● ● = 3 pcs)
* = Choose one item only
○ = Optional items (○ ○ = 2 pcs, ○ ○ ○ = 3 pcs)

Push: application scheme for double doors

	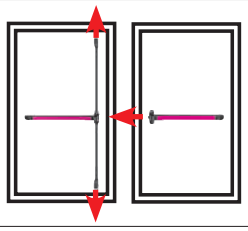	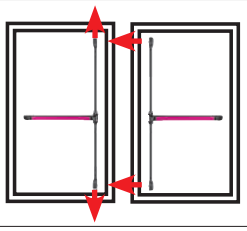	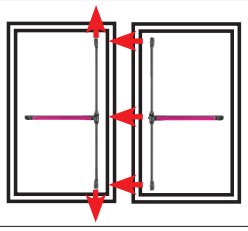	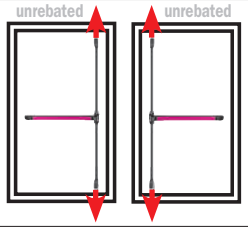
9424*****T 	● ●	● ●	● ●	● ●
9410201*04 	●	●	●	● ●
94102045*04 				
9410203*04 		●	●	
9410020* 9410030* 	* ●	* ● ●	* ● ●	* ● ●
9401100*T 9401101*T 9401200*T 9401300*T 9401400*T 9401500*T 9402100*T 9402102*  9409110*E 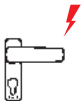	* ○	* ○	* ○	* ○
56800** 	△	△△	△△△	
94200060 	○ ○	○ ○	○ ○	○ ○
94100040 	○ ○	○ ○	○ ○	○ ○
94100050 	○ ○	○ ○ ○ ○	○ ○ ○ ○	○ ○ ○ ○

● = Necessary items (● ● = 2 pcs, ● ● ● = 3 pcs)
* = Choose one item only
○ = Optional items (○ ○ = 2 pcs, ○ ○ ○ = 3 pcs)
△ = The type of installation depends on the door frame (△ △ = 2 pcs, △ △ △ = 3 pcs)

ICIM CERTIFIED PRODUCT CE 1121

Push-Bolt



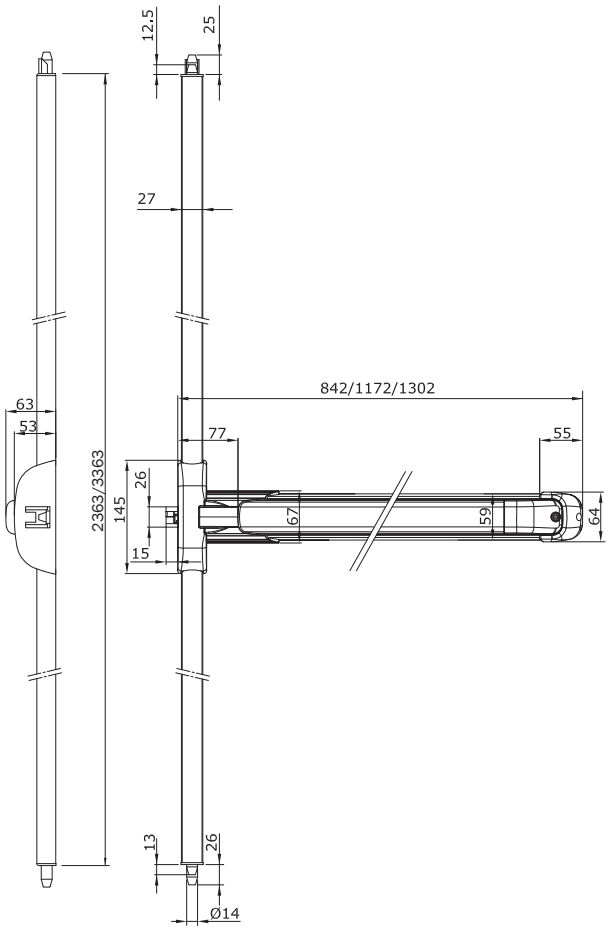

Code	Min. ord. Single package	Multiple package	Anti GERM	

"Push Bolt" panic exit device, **TRIPLE LOCKING,** reversible, shortenable to mm 330. Self-locking steel latch. Keeps for flush bolt. Bolt keep. Lateral keep. Self-locking top/bottom flush bolt. Nylon spacer. Template. Assembly instructions.

To be ordered separately:

Rods and covers 9430020* for doors mm 2400.
Rods and covers 9430030* for doors mm 3400.
External control 9401*
External cylinder 859000857/9
Microswitch 94200060
Kit of gaskets for fire resistant doors 94000030

Length mm **840** chassis painted black and bar painted red	**9453084584**	1	-	1	YES
Length mm **1170** chassis painted black and bar painted red	**9453117584**	1	-	1	YES
Length mm **1300** chassis painted black and bar painted red	**9453130584**	1	-	1	YES

WHITE AND METAL GREY ON REQUEST

Before installation on fire/smoke resistant doors, please check the compatibility of the accessories.

ICIM CERTIFIED PRODUCT CE 1121

Push-Bolt



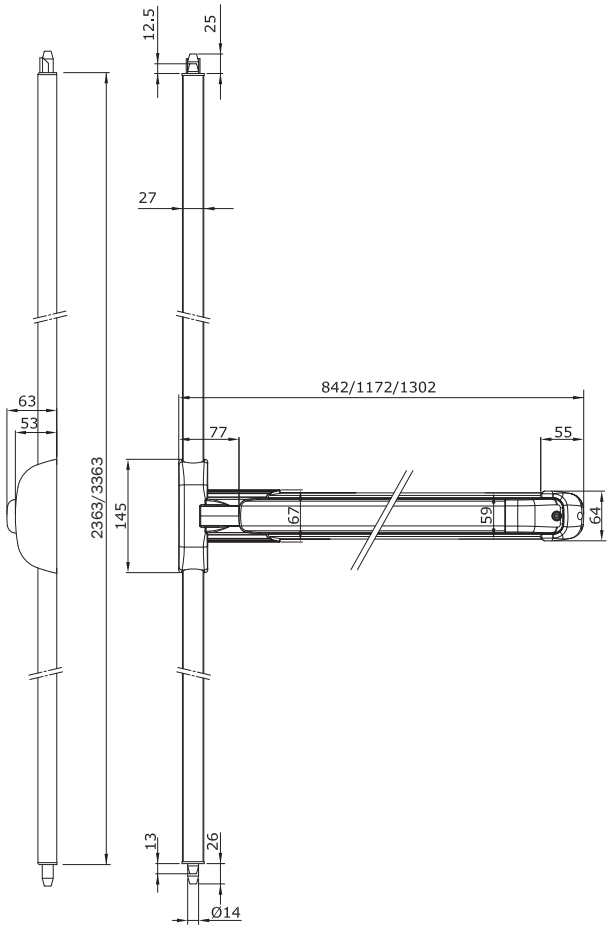

"Push Bolt" panic exit device, **DOUBLE VERTICAL LOCKING**, reversible, shortenable to mm 330. Keeps for flush bolt. Bolt keep. Self-locking top/bottom flush bolt.
Nylon spacer. Template.
Assembly instructions.

To be ordered separately:

Rods and covers 9430020* for doors mm 2400.
Rods and covers 9430030* for doors mm 3400.
External control 9401*
External cylinder 859000857/9
Microswitch 94200060
Kit of gaskets for fire resistant doors 94000030

Code	Min. ord.	Multiple package	Single package	Anti GERM
Length mm **840** chassis painted black and bar painted red	**9452084584**	1	-	1	YES
Length mm **1170** chassis painted black and bar painted red	**9452117584**	1	-	1	YES
Length mm **1300** chassis painted black and bar painted red	**9452130584**	1	-	1	YES

WHITE AND METAL GREY ON REQUEST

Before installation on fire/smoke resistant doors, please check the compatibility of the accessories.

ICIM CERTIFIED PRODUCT CE 1121

Accessories



Rods and covers. One keep for two wings, without spacers.
Cap for bar lateral latch.

	Code	Single package	Multiple package	Min. ord.	Anti GERM
For doors with maximum height mm 2400 painted white	**94300204**	1	-	1	YES
For doors with maximum height mm 2400 painted black	**94300205**	1	-	1	YES
For doors with maximum height mm 2400 painted metal grey	**94300207**	1	-	1	YES
For doors with maximum height mm 3400 painted white	**94300304**	1	-	1	YES
For doors with maximum height mm 3400 painted black	**94300305**	1	-	1	YES
For doors with maximum height mm 3400 painted metal grey	**94300307**	1	-	1	YES

Push-Bolt: application scheme for single leaf doors

9452*  9453* 	* ● * ●	
9430020* BOLT 9430030* BOLT 	* ●	●
9401100*T 9401101*T 9401200*T 9401300*T 9401400*T 9401500*T 9402100*T 85900085* 9402102* 94021035D 94021035S 	* ○	* ● * ○
94091105E 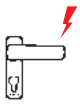		
94100060 	○	○

● = Necessary items (● ● = 2 pcs, ● ● ● = 3 pcs)
* = Choose one item only
○ = Optional items (○ ○ = 2 pcs, ○ ○ ○ = 3 pcs)

Push-Bolt: application scheme for double doors

				unrebated unrebated
9452* 94241*	● ●	● ●	● ●	● ●
9410203*04		●	●	
9430020* BOLT 9430030* BOLT	* ●	* ●	* ●	* ● ●
9410020* 9410030*	* ●	* ●	* ●	* ● ●
56800**	△	△△	△△△	
9401100*T 9401101*T 9401200*T 9401300*T 9401400*T 9401500*T 9402100*T 85900085* 9402102* 94021035D 94021035S	* ○	* ○	* ○	* ○
9409110*E	* ○	* ○	* ○	* ○
94100060	○ ○	○ ○	○ ○	○ ○

● = Necessary items (● ● = 2 pcs, ● ● ● = 3 pcs)
* = Choose one item only
○ = Optional items (○ ○ = 2 pcs, ○ ○ ○ = 3 pcs)
△ = The type of installation depends on the door frame (△ △ = 2 pcs, △ △ △ = 3 pcs)

ICIM CERTIFIED PRODUCT CE 1121

Push-Bar



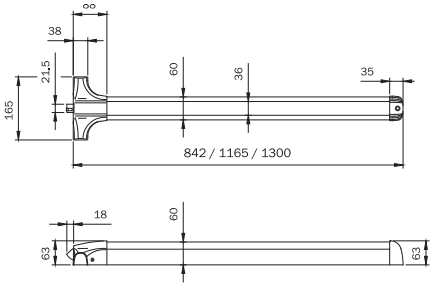

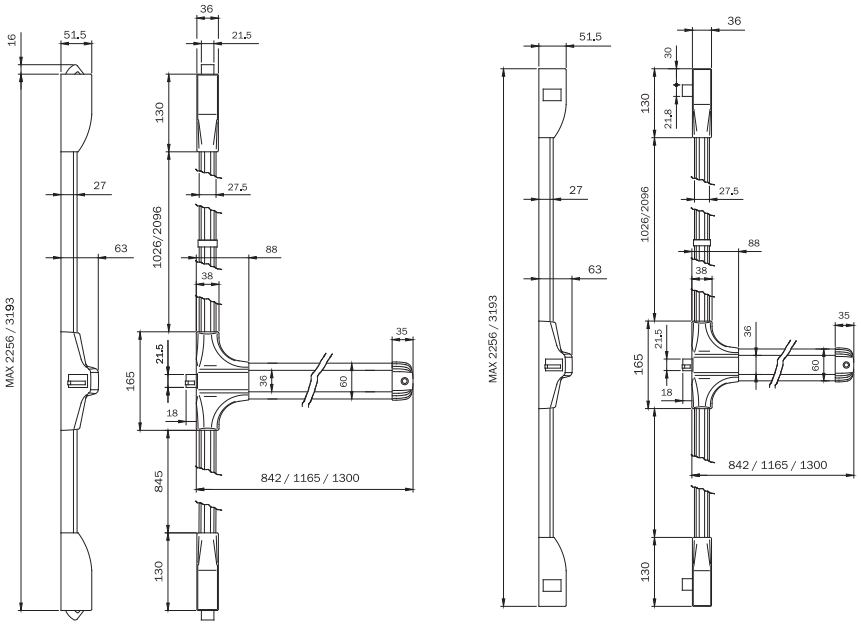

Panic exit device **"Push Bar" MODULAR REVERSIBLE**, prearranged for rods.
Self-locking steel latch. Suitable for fire doors. Top/bottom holes caps.
Hold-open device. Lateral keep with spacers mm 1-2-3. Template. Assembly instructions.

To be ordered separately:

External control 9401* +9402*
External cylinder 859000857/9
Rods and covers 9440200* for doors 2265 mm
Rods and covers 9440201* for doors 3200 mm
Pair of steel latches 94402055T
Pair of zamak latches 944020*5
Microswitch 94800030
Electric striker 56800*
Pair of small adhesive handles 9440007*

	Code	Single package	Multiple package	Min. ord.	Anti GERM
Length mm **840** chassis painted black and bar painted red	**944408458T**	1	-	1	YES
Length mm **1165** chassis painted black and bar painted red	**944411758T**	1	-	1	YES
Length mm **1165** chassis and bar painted grey	■ **944411733T**	1	-	1	YES
Length mm **1300** chassis painted black and bar painted red	**944413058T**	1	-	1	YES

Before installation on fire/smoke resistant doors, please check the compatibility of the accessories.

■ = Discontinued

ICIM CERTIFIED PRODUCT CE 1121

Code | Single package | Multiple package | Min. ord. | Anti GERM

Accessories



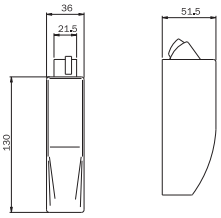

Pair of latches for panic exit device **"Push Bar"**, painted black. Top/bottom vertical locking.
Self-locking steel latch, suitable for fire resistant doors. Keeps 94100110+94100120. Fixing screws.
Painted black **94402055T** 1 - 1 YES



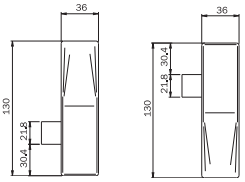

Pair of latches for panic exit device **"Push Bar"**, painted black. Top/bottom lateral locking.
Zamak latch.Two keeps 94100100. Fixing screws. Use only for triple locking.
Painted black **94402065** 1 - 1 YES



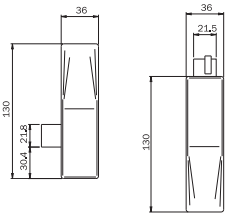

Pair of latches for panic exit device **"Push Bar"**. Top vertical locking with
self-locking zamak latch. **BOTTOM LATERAL LEFT** locking with zamak latch.
Two keeps 94100110. Fixing screws. Use only for triple locking
Painted black **94402095** 1 - 1 YES





Rods and covers for "Push Bar" Modular. Keep for two wings without spacers.
Cap for "Push Bar" latch, for version with two-point vertical locking.

For doors with maximum height mm 2265. Painted black **94402005** 1 - 1 YES

For doors with maximum height mm 3200. Painted black **94402015** 1 - 1 YES

Push-Bar: application scheme for single leaf doors

	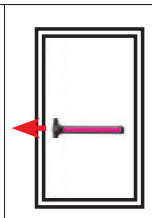		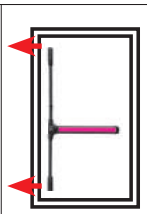		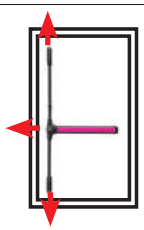	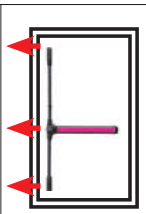	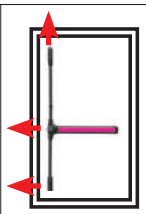
9444***58T 	●	●	●	●	●	●	●
94402055T 		●			●		
94402095 SX 				* ●			* ●
94402065 			●			●	
94402005  94402015		* ●	* ●	* ●	* ●	* ●	* ●
56800** 	○		○ ○	○ ○		○ ○ ○	○ ○ ○
94011005T 94011015T 94012005T 94013005T 94014005T 94015005T 94021005T 94021025 	* ○	* ○	* ○	* ○	* ○	* ○	* ○
94091105E 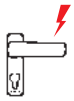							
94800030 	○	○	○	○	○	○	○

● = Necessary items (● ● = 2 pcs, ● ● ● = 3 pcs)
* = Choose one item only
○ = Optional items (○ ○ = 2 pcs, ○ ○ ○ = 3 pcs)

Push-Bar: application scheme for double doors

	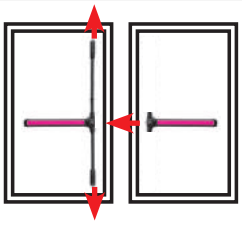	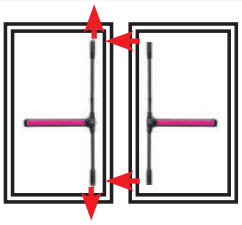	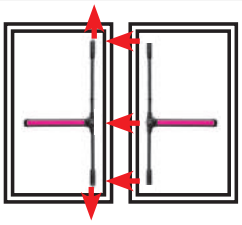	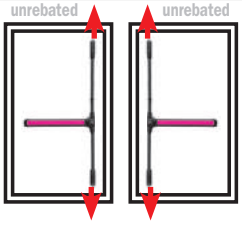
9444***58T 	● ●	● ●	● ●	● ●
94402055T 	●	●	●	● ●
94402095 SX 94402105 DX 				
94402065 		●	●	
94402005 94402015 	* ●	* ● ●	* ● ●	* ● ●
56800** 	△	△△	△△△	
94011005T 94011015T 94012005T 94013005T 94014005T 94015005T 94021005T 94021025 	* * ○ ○	* ○	* ○	* ○
94091105E 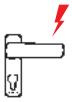				
94800030 	○	○	○	○

● = Necessary items (● ● = 2 pcs, ● ● ● = 3 pcs)
* = Choose one item only
○ = Optional items (○ ○ = 2 pcs, ○ ○ ○ = 3 pcs)
△ = The type of installation depends on the door frame (△ △ = 2 pcs, △ △ △ = 3 pcs)

SWISSDOOR
DØRTEKNIK FOR PROFESSIONELLE



Pad

Emergency exit devices with pushing plate

1121

Standard

EN 179:2008

Emergency exit devices in compliance with standard EN 179 are conceived to be used where there is a very low probability for panic situations to happen, people are aware of the use of the emergency exit device and qualified for it.

The aim of the standard requirements is mainly to ensure a reliable and safe evacuation through a door making use of the minimum effort, even though a prior knowledge of the door device might be necessary.



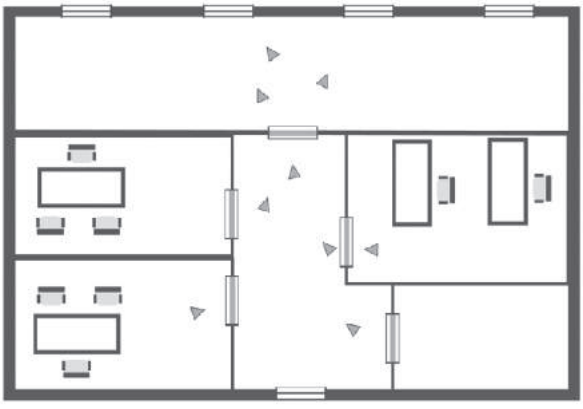



1121

Pad: how to read the marking EN 179:2008

Not suitable for use on fire/smoke doors	3	7	6	0	1	4	4	2	B	A
Suitable for use on fire/smoke doors	3	7	6	B	1	4	4	2	B	A
	Category of use	Durability	Door mass	Suitability for use on fire/smoke resistant doors	People's safety	Corrosion resistance	Goods' security	Bar projection	Type of bar operation	Field of door application

Category of use. There is only one category which refers to a high frequency of use where there is little incentive to exercise care, i. e. where there is a chance of an accident and misuse.

Durability. There are two grades of durability:
grade 6 = 100,000 operations
grade 7 = 200,000 operations

Door mass. There are three door mass categories:
grade 5 = up to 100 kg
grade 6 = up to 200 kg
grade 7 = over 200 kg

Suitability for use on fire/smoke resistant doors. There are three fire/smoke resistance categories:
grade 0 = not suitable for fire/smoke resistant doors
grade A = suitable for smoke resistant doors
grade B = suitable for fire/smoke resistant doors

People's safety. All mergency exit devices have a critical safety function: only top grade is identified for the purposes of this European standard.

Corrosion resistance. There are two categories as per prEN1670:
grade 3 = 96 h (high resistance)
grade 4 = 240 h (very high resistance)

Goods' security. There are four categories:
grade 2 = durability 1000 N
grade 3 = durability 2000 N
grade 4 = durability 3000 N
grade 5 = durability 5000 N

Projection of bar. There are two categories:
grade 1 = bar projection up to mm 150 (large projection)
grade 2 = bar projection up to mm 100 (standard projection)

Type of bar operation. There are 2 types of operations:
A = emergency exit device with "lever handle" operation
B = emergency exit device with "push pad" operation

Field of door application. There are four categories:
A = outwardly opening single exit door, double exit door: active or inactive leaf
B = outwardly opening single exit door only
C = outwardly opening double exit door: inactive leaf only
D = inwardly opening single exit door only.

For further information please refer to EN179:2008 standard.

ICIM CERTIFIED PRODUCT CE 1121

Warning

The field of application of these panic exit devices is limited to following:

Maximum door mass	Maximum door height	Maximum door width	Temperature interval
200 Kg	2520 mm	1320 mm	-10°C +60°C

The limits indicated above are identified by EN1125 standard. ISEO Serrature declares that the performances of the devices and their accessories are in compliance with the requirements of the standard, for doors with mass max. 200 kg, height max. 3400 mm and width max. 1320 mm..

The door leavers and frames must be made of a material with sufficient rigidity to ensure that any distortions that occur during use can not exceed 5 mm in any position. The device must be fitted to the door leaf using materials that guarantee a tensile strength for each screw of >1,5KN.

Products certifications

Iseo Serrature has been awarded by Warrington Certification Limited (WCL) the certificate of conformity with EN 179:2008 standard allowing to apply the CE mark on panic exit devices, compulsory from 01/04/2003.
Idea panic exit devices have already obtained the Voluntary Product Certification by an independent organisation, ICIM, as provided for in EN 179:2008.
The ICIM voluntary certification establishes stricter requirements than the CE mark.

All the updated certificates can be downloaded from our web site: www.iseoserrature.it

Example of product certification.



warrington certification

Organismo notificato N° 1121
Warrington Certification Limited, Holmesfield Road, Warrington, Cheshire, WA1 2DS, Regno Unito

Certificato di costanza della prestazione

1121-CPR-ABB016

Dispositivi per uscite di emergenza Push Pad "IDEA PAD"

Utilizzo previsto: per l'uso su porte ad anta singola e doppia su vie di fuga, incluse porte antifumo/taglia fuoco e porte con blocco di via di fuga.

Caratteristiche essenziali	Prestazioni	Specifica tecnica armonizzata
	Prova meccanica: cicli con / senza carico Prova resistenza al fuoco: non soggetto a prova	
Chiusura 4.2.1 Capacità di apertura (per porte su vie di fuga)		EN 179:2008
Funzione di apertura	< 1 sec.	
Push pad	Superato	
Anta singola	Superato	
Anta doppia	Superato	
Angoli e bordi esposti	Superato	
Installazione Push pad	Superato	
Spergenza dell'elemento di azionamento	Superato	
Superficie dell'elemento di azionamento (Push pad)	Superato	
Distanza di funzionamento Push pad	Superato	
Barra di test	Superato	
Apertura Push pad	Superato	
Spazio libero accessibile	Superato	
Movimento libero della porta	Superato	
Elemento di chiusura verticale: incontri	Superato	
Dimensioni degli incontri	Superato	
Massa e dimensioni della porta	Massa porta ≤ 200 Kg, altezza porta ≤ 3400 mm, ampiezza ≤ 1320 mm	
Sistema di apertura porta dall'esterno	Superato	
Forza di rilascio	Tipo B < 150 N	
Requisiti di sicurezza	Grado 4	
Chiusura 4.2.1 Durabilità della capacità di apertura contro l'invecchiamento e la degradazione (per porte su vie di fuga)		
Resistenza alla corrosione	Grado 4: 240 ore	
Gamma delle temperature	Forza di funzionamento 150 N: 0°C ≤ θ ≤ 40°C (+50% in ragionevole delle forze di funzionamento a 40°C)	
Copertura per viste verticali	Superato	
Lubrificazione	Lubrificazione ogni 25.000 cicli	
Forza di riaggancio	< 50 N	
Durabilità	Grado 7: 200.000 cicli	
Resistenza all'utilizzo improprio - Push pad	500 N for 1.000 N	
Resistenza all'utilizzo improprio - asta verticale	NPD (nessuna prestazione determinata)	
Esame finale	Tipo B < 150 N	

Pagina 1 di 5



ACCREDIA

ICIM

Certificazione di Prodotto
Product Certification

Certificato N. / *Certificate No.* 075BD/3

ALL'AZIENDA / TO THE FIRM

ISEO SERRATURE S.p.A.
Via San Girolamo, 13
PISOGNE (BS) ITALY

UNITÀ OPERATIVE / OPERATIVES UNITS

PER I SEGUENTI PRODOTTI / FOR THE FOLLOWING PRODUCTS

DISPOSITIVI PER USCITE DI EMERGENZA AZIONATI MEDIANTE MANIGLIA A LEVA O PIASTRA A SPINTA
EMERGENCY EXIT DEVICES OPERATED BY A LEVER HANDLE OR PUSH PAD

CON DENOMINAZIONE COMMERCIALE / WITH TRADE NAMES

Serie IDEA-PAD con scrocco in acciaio mod.i 9461000*4, 9464000*4, 9462020*4, 9463020*4, 9464020*4, 9466020*4, 9467020*4.
Serie IDEA-PAD INOX con scrocco in acciaio inox mod.i 94640004, 94626202*4, 94630202*4, 94650202*4.
Serie IDEA-PAD BOLT con scrocco in acciaio mod.i 9472020*4, 9473020*4.
Serie IDEA-PAD BOLT INOX con scrocco in acciaio inox mod.i 94720202*4, 94730202*4.

ACCESSORI 9410001*04, 9410003*04, 9410201*04, 9410201*24, 9410202*24, 9410203*24, 9410204*24, 9410204*34, 9410220*, 9410230*, 9410240*, 94160048, 94160042, 94160058, 94160052, 9416010*, 9410011*, 9410012*, 9410014*, 9410017*, 9430009*, 9430012*, 9430020*, 9430030*, 94090038

CONFORMEMENTE ALLA NORMA EGLIL DOCUMENTO NORMATIVO ICIM
IN COMPLIANCE WITH THE STANDARD AND WITH ICIM NORMATIVE DOCUMENT

UNI EN 179:08 - ICIM 70R026

CON CLASSIFICAZIONE / WITH CLASSIFICATION

3 7 6 B 1 4 4 2 B A

ICIM S.p.A.

PRIMA EMISSIONE / FIRST ISSUE	EMISSIONE CORRENTE / CURRENT ISSUE	DATA DI SCADENZA / EXPIRING DATE
20/07/2006	20/07/2015	19/07/2018

Code | Single package | Multiple package | Min. ord.

Pad PVD - Inox



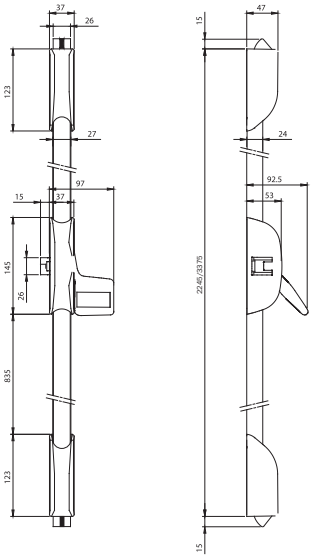

Emergency exit device **"PAD PVD - Inox"** operated by means of **PUSHING PLATE**
for **FIRE RESISTANT DOORS WITH TRIPLE VERTICAL LOCKING**, reversible. Rods and covers for a maximum height of mm 2265. Self-locking latchbolts. Nylon fixing spacer.
Lateral, top and bottom keeps with spacers mm 1-2-3. Templates. Assembly instructions. Fixing screws.
Can be used in conjuction with: External control 9401* - External cylinder 859000859
Rods and covers 94100302 for doors mm 3400 - Keeps 94100* - Kit of thermoexpanding gaskets 94000030 -
PVD finish **9463020204** 1 - 1



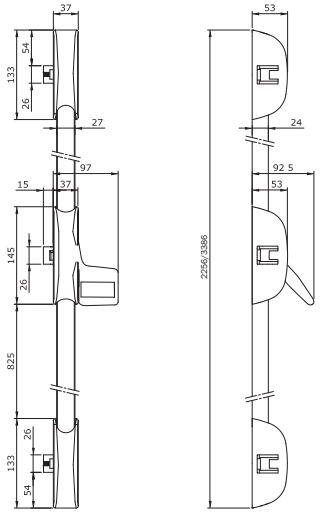

Emergency exit device **"Pad PVD - Inox"** operated by means of **PUSHING PLATE**
for **FIRE RESISTANT DOORS WITH TRIPLE HORIZONTAL LOCKING,** reversible. Rods and covers for a maximum height of mm 2265. Self-locking latchbolts. Nylon fixing spacer.
Lateral, top and bottom keeps with spacers mm 1-2-3. Templates. Assembly instructions. Fixing screws.
Can be used in conjuction with: External control 9401* - External cylinder 859000859
Rods and covers 94100302 for doors mm 3400
Electric striker 56800*0 - Keeps 94100*
Kit of thermoexpanding gaskets 94000030
PVD finish **9466020204** 1 - 1

Before installation on fire/smoke resistant doors, please check the compatibility of the accessories.

1121

Code | Single package | Multiple package | Min. ord.

Pad PVD - Inox



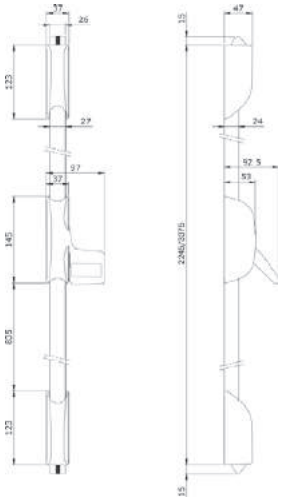

Emergency exit device **"Pad PVD - Inox"** operated by means of **PUSHING PLATE FOR FIRE RESISTANT DOORS WITH DOUBLE VERTICAL LOCKING,** reversible. Rods and covers for a maximum height of mm 2265. Self-locking latchbolts. Nylon fixing spacer.
Top and bottom keeps with spacers mm 1-2-3. Templates. Assembly instructions. Fixing screws.
Can be used in conjuction with:
External control 9401* - External cylinder 859000859
Rods and covers 94100302 for doors mm 3400
Keeps 94100* - Kit of thermoexpanding gaskets 94000030

PVD finish — **9462020204** — 1 - 1

Accessories



Stainless steel rods and covers for "PAD PVD - Inox". For doors with a maximum height of mm 3400.
One keep for two wings, without spacers.

Cap for bar lateral latch. — **94100302** — 1 - 1

Before installation on fire/smoke resistant doors, please check the compatibility of the accessories.

1121

Code | Single package | Multiple package | Min. ord.

Pad



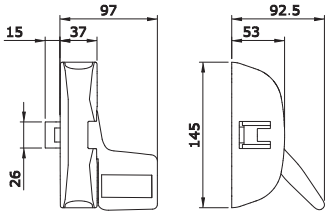

Emergency exit device **"Pad"** operated by means of **PUSHING PLATE, FOR FIRE RESISTANT DOORS WITH MODULAR LOCKING**, reversible.
Prearranged for double and triple lateral locking. **SELF-LOCKING STEEL LATCH**, keep 94100110. Nylon fixing spacer. Templates.
Assembly instructions. Fixing screws.
Can be used in conjuction with:
External control 9401* - External cylinder 859000857/9
Electric striker 56800*0 - Keeps 94100*

Painted white	**9464000404**	1	-	1	YES
Painted black	**9464000504**	1	-	1	YES
Painted metal grey	**9464000704**	1	-	1	YES



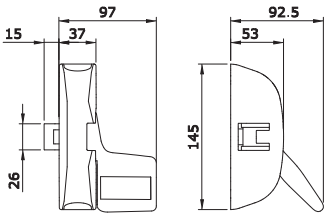

Emergency exit device **"Pad"** operated by means of **PUSHING PLATE, LATERAL LOCKING,** reversible.
kep 94100110. Nylon fixing spacer. Templates.
Assembly instructions. Fixing screws.
Can be used in conjuction with:
External control 9401* - External cylinder 859000857/9
Electric striker 56800*0 - Keeps 94100*

ZAMAK LATCH WITHOUT SELF-LOCKING FUNCTION. Painted white	**9461000405**	1	-	1	YES
ZAMAK LATCH WITHOUT SELF-LOCKING FUNCTION. Painted metal grey	**9461000705**	1	-	1	YES
SELF-LOCKING STEEL LATCH. Painted black for **FIRE RESISTANT DOORS**	**9461000504**	1	-	1	YES

Before installation on fire/smoke resistant doors, please check the compatibility of the accessories.

ICIM CERTIFIED PRODUCT CE 1121

Code | Single package | Multiple package | Min. ord.

Anti GERM

Pad



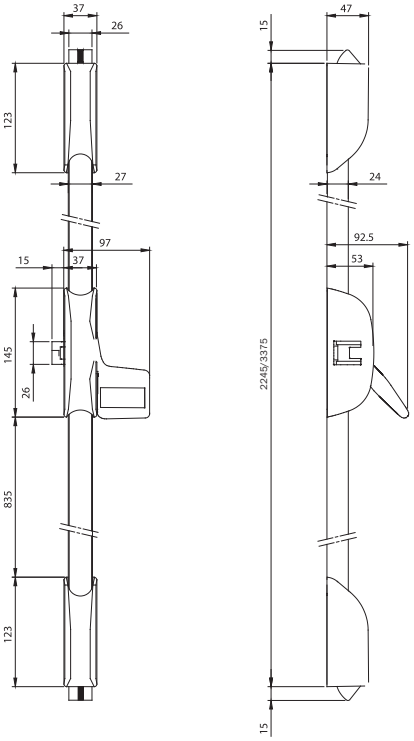

Emergency exit device **"Pad"** operated by means of **PUSHING PLATE** for **FIRE RESISTANT DOORS WITH TRIPLE VERTICAL LOCKING,** reversible.
Rods and covers for a maximum height of mm 2265.
Self-locking latchbolts. Nylon fixing spacer.
Lateral, top and bottom keeps with spacers mm 1-2-3.
Templates. Assembly instructions. Fixing screws.

Can be used in conjuction with:
External control 9401*
External cylinder 859000857/9
Rods and covers 9410030* for doors mm 3400.
Keeps 94100*
Kit of thermoexpanding gaskets 94000030

Painted grey	■ **9463020304**	1	-	1	YES
Painted black	**9463020504**	1	-	1	YES
Painted metal grey	**9463020704**	1	-	1	YES

Before installation on fire/smoke resistant doors, please check the compatibility of the accessories.

■ = Discontinued

ICIM CERTIFIED PRODUCT CE 1121

Code | Single package | Multiple package | Min. ord.

Pad



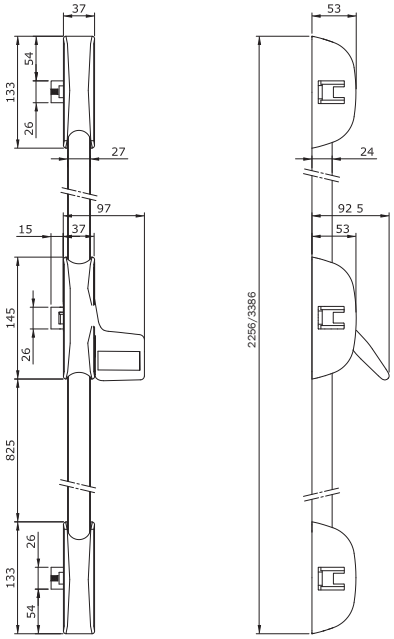

Emergency exit device **"Pad"** operated by means of **PUSHING PLATE**
for **FIRE RESISTANT DOORS WITH TRIPLE HORIZONTAL LOCKING,** reversible.
Rods and covers for a maximum height of mm 2265. Self-locking latchbolts.
Nylon fixing spacer. Lateral, top and bottom keeps with spacers mm 1-2-3. Templates.
Assembly instructions. Fixing screws.
Can be used in conjuction with:
External control 9401*
External cylinder 859000857/9
Rods and covers 9410030* for doors mm 3400.
Electric striker 56800*0
Keeps 94100*
Kit of thermoexpanding gaskets 94000030

Painted white	**9466020404**	1	-	1	YES
Painted black	**9466020504**	1	-	1	YES
Painted metal grey	**9466020704**	1	-	1	YES

Accessories



Painted rods and covers for "Pad". For doors with a maximum height of mm 3400.
One keep for two wings, without spacers. **Cap for bar lateral latch.**

Painted grey	■ **94100303**	1	-	1	YES
Painted white	**94100304**	1	-	1	YES
Painted black	**94100305**	1	-	1	YES
Painted metal grey	**94100307**	1	-	1	YES

Before installation on fire/smoke resistant doors, please check the compatibility of the accessories.

■ = Discontinued

1121

Pad



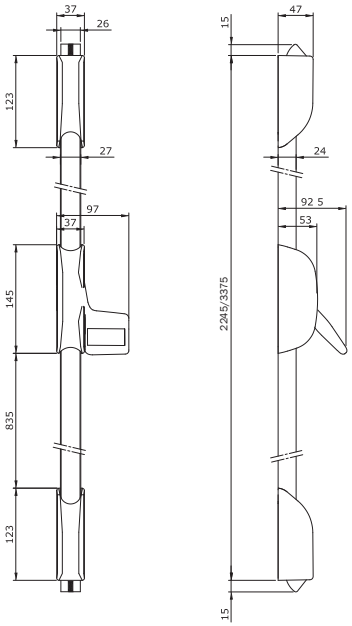

Emergency exit device **"Pad"** operated by means of **PUSHING PLATE** for **FIRE RESISTANT DOORS WITH DOUBLE VERTICAL LOCKING,** reversible.
Rods and covers for a maximum height of mm 2265. Self-locking latchbolts.
Nylon fixing spacer. Top and bottom keeps with spacers mm 1-2-3. Templates.
Assembly instructions. Fixing screws.

Can be used in conjuction with:
External control 9401*
External cylinder 859000857/9
Rods and covers 9410030* for doors mm 3400.
Keeps 94100*
Kit of thermoexpanding gaskets 94000030

	Code	Single package	Multiple package	Min. ord.	Anti GERM
Painted white	**9462020404**	1	-	1	YES
Painted black	**9462020504**	1	-	1	YES
Painted metal grey	**9462020704**	1	-	1	YES

Before installation on fire/smoke resistant doors, please check the compatibility of the accessories.

1121

Code | Multiple package | Min. ord.
Single package

Pad-Bolt PVD - Inox



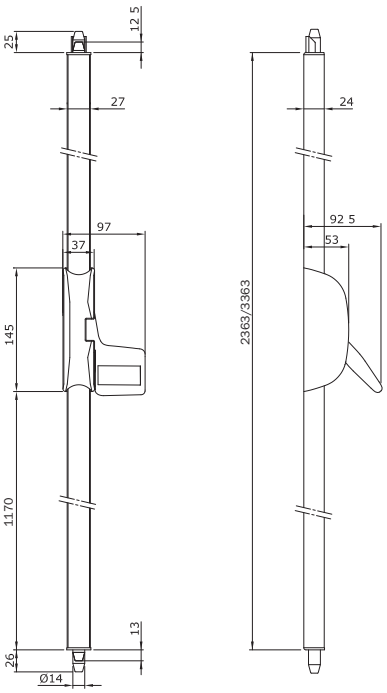

Emergency exit device **"Pad Bolt PVD - Inox"** operated by means of **PUSHING PLATE FOR FIRE RESISTANT DOORS, WITH DOUBLE VERTICAL LOCKING**, reversible. Rods and covers for a maximum height of mm 2400.
Keep for flush bolt. Bolt keep. Self-locking top and bottom flush bolt.
Template. Assembly instructions. Fixing screws.

Can be used in conjuction with:
External control 9401*
External cylinder 859000859
Rods and covers 94300302 for doors mm 3400
Kit of thermoexpanding gaskets 94000030

PVD finish	**9472020204**	1	-	1

Before installation on fire/smoke resistant doors, please check the compatibility of the accessories.

1121

Accessories

		Code	Single package	Multiple package	Min. ord.
	**Rods and covers.** One keep for two wings, without spacers. **Cap for bar lateral latch.** For doors with a maximum height of mm 3400, PVD finish	**94300302**	1	-	1

Before installation on fire/smoke resistant doors, please check the compatibility of the accessories.

ICIM CERTIFIED PRODUCT CE 1121

Code | Single package | Multiple package | Min. ord.

Pad-Bolt



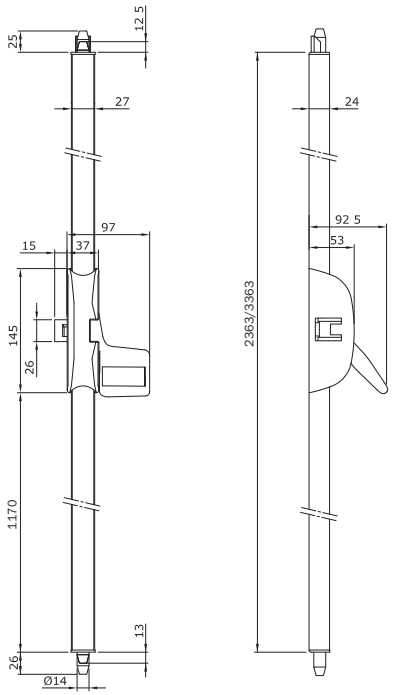

Emergency exit device **"Pad Bolt"** operated by means of **PUSHING PLATE FOR FIRE RESISTANT DOORS**, **WITH TRIPLE VERTICAL LOCKING**, reversible.
Rods and covers for a maximum height of mm 2400.
Keeps for flush bolt. Bolt and lateral keeps.
Self-locking top and bottom flush bolt.
Template. Assembly instructions. Fixing screws.
Can be used in conjuction with:
External control 9401*
External cylinder 859000857/9
Rods and covers 9430030* for doors mm 3400.
Kit of thermoexpanding gaskets 94000030

Painted white	**9473020404**	1	-	1	YES
Painted black	**9473020504**	1	-	1	YES
Painted metal grey	**9473020704**	1	-	1	YES

Accessories



Rods and covers. One keep for two wings, without spacers.
Cap for bar lateral latch.

For doors with maximum height mm 3400 Painted white	**94300304**	1	-	1	YES
For doors with maximum heightmm 3400 Painted black	**94300305**	1	-	1	YES
For doors with maximum heightmm 3400 Painted metal grey	**94300307**	1	-	1	YES

Before installation on fire/smoke resistant doors, please check the compatibility of the accessories.

ICIM CERTIFIED PRODUCT CE 1121

Code | Single package | Multiple package | Min. ord.

Anti GERM

Pad-Bolt



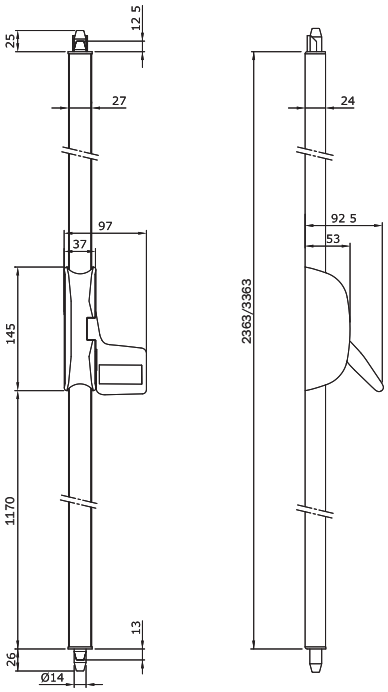

Emergency exit device **"Pad Bolt"** operated by means of **PUSHING PLATE FOR FIRE RESISTANT DOORS**, **WITH DOUBLE VERTICAL LOCKING**, reversible.
Rods and covers for a maximum height of mm 2400.
Keeps for flush bolt. Bolt keep. Self-locking top and bottom flush bolt. Template.
Assembly instructions. Fixing screws.
Can be used in conjuction with:
External control 9401*
External cylinder 859000857/9
Rods and covers 9430030* for doors mm 3400.
Kit of thermoexpanding gaskets 94000030

Painted white	**9472020404**	1	-	1	YES
Painted black	**9472020504**	1	-	1	YES
Painted metal grey	**9472020704**	1	-	1	YES

Before installation on fire/smoke resistant doors, please check the compatibility of the accessories.

SWISSDOOR
DØRTEKNIK FOR PROFESSIONELLE



Belvedere

**Assembly kit
for glass doors.
Fitting for IDEA Base
Push and Bolt
panic exit devices**

Code | Multiple package | Single package | Min. ord.

Belvedere



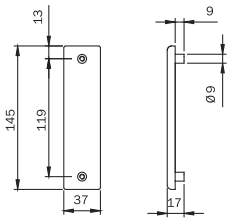

Assembly kit for glass doors thickness max 12 mm. **FOR CENTRAL LOCK ASSEMBLY TYPE "A". WITHOUT EXTERNAL CONTROL.** Reversible. PVD finish cover plates, gaskets, fixing screws. Instructions.
Can be used in conjunction with:
panic exit devices "IDEA Base"
panic exit devices "IDEA Bolt"

94100506 1 - 1

External right-hand



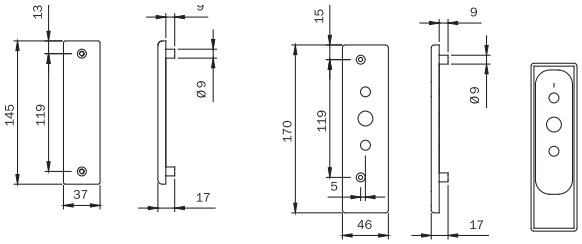

External left-hand



Assembly kit for glass thickness max 12 mm. **FOR CENTRAL LOCK ASSEMBLY TYPE "A". CAN BE USED WITH EXTERNAL CONTROL FOR DOOR OPENING.**
PVD finish cover plates, gaskets, fixing screws. Instructions.
Can be used in conjunction with:
panic exit devices "IDEA Base"
panic exit devices "IDEA Bolt"
External control TRIM art. 94021002 - 94021005 - 94021025

EXTERNAL RIGHT-HAND **94100516** 1 - 1
EXTERNAL LEFT-HAND **94100526** 1 - 1



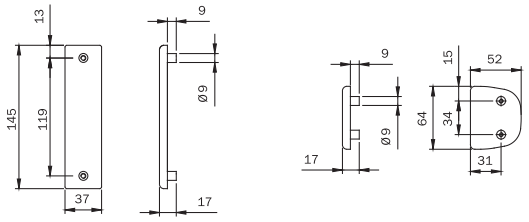

Assembly kit for glass thickness max 12 mm. **FOR CENTRAL LOCK ASSEMBLY TYPE "B". WITHOUT EXTERNAL CONTROL. REVERSIBLE.** PVD finish cover plates, gaskets, fixing screws. Instructions.
Can be used in conjunction with:
panic exit devices "Push"
panic exit devices "Push Bolt"

94100536 1 - 1

Belvedere

	Code	Single package	Multiple package	Min. ord.



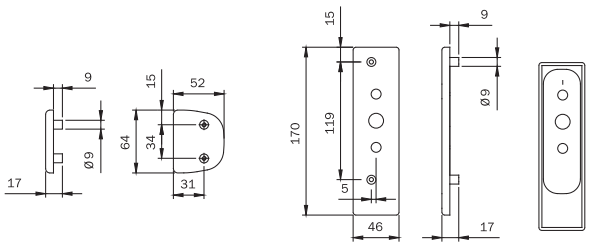



Assembly kit for glass thickness max 12 mm. **FOR CENTRAL LOCK ASSEMBLY TYPE "B".**
CAN BE USED WITH EXTERNAL CONTROL FOR DOOR OPENING. PVD finish cover plates, gaskets, fixing screws. Instructions.
Can be used in conjunction with:
panic exit devices "Push"
panic exit devices "Push Bolt"
External control TRIM art. 94021002 - 94021005 - 94021025

EXTERNAL RIGHT-HAND	**94100546**	1	-	1
EXTERNAL LEFT-HAND	**94100556**	1	-	1



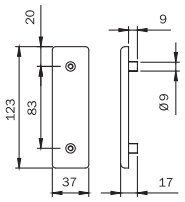

Assembly kit for glass thickness max 12 mm. **FOR PAIR OF VERTICAL LATCHES "IDEA Base".**
PVD finish cover plates, gaskets, fixing screws. Instructions.
Can be used in conjunction with:

Pair of vertical latches 94102015*	**94100566**	1	-	1



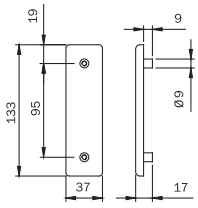

Assembly kit for glass thickness max 12 mm. **FOR PAIR OF LATERAL LATCHES "IDEA Base".**
PVD finish cover plates, gaskets, fixing screws. Instructions.
Can be used in conjunction with:

Pair of lateral latches 94102035*	**94100576**	1	-	1

Belvedere

	Code	Single package	Multiple package	Min. ord.



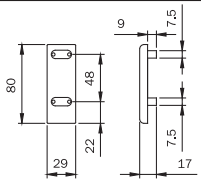

Assembly kit for glass thickness max 12 mm. **FOR PAIR OF VERTICAL RODS "Bolt".**
PVD finish cover plates, gaskets, fixing screws. Instructions.
Can be used in conjunction with:
Panic exit devices IDEA Bolt - Push Bolt art. 943* - 945* **94100586** 1 - 1



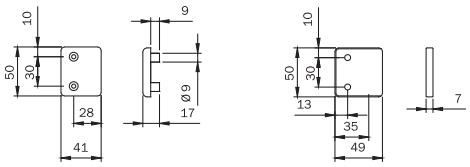

Assembly kit for glass thickness max 12 mm. **FOR LATERAL KEEP AND TOP VERTICAL KEEP.**
PVD finish cover plates, gaskets, fixing screws. Instructions.
Can be used in conjunction with:
keeps art. 9410010* - 9410011* **94100596** 1 - 1



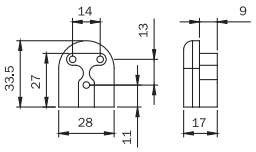

Assembly kit for glass thickness max 12 mm. **FOR ADJUSTABLE TOP KEEP**
FOR PANIC EXIT DEVICES "Bolt". PVD finish cover plates, gaskets, fixing screws. Instructions.
Can be used in conjunction with:
Panic exit devices IDEA Bolt - Push Bolt- Pad Bolt **94100606** 1 - 1



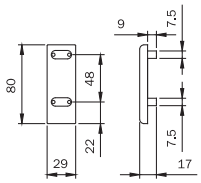

Assembly kit for glass thickness max 12 mm. **FOR RODS COVER EXTENSION.**
PVD finish cover plates, gaskets, fixing screws. Templates. Instructions.
Can be used in conjunction with:
All rod and cover kits for door with maximum height of mm 3400 **94100636** 1 - 1



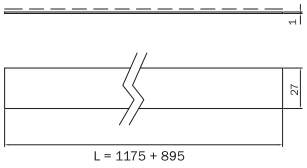

Kit of rod covering profiles
for assembly on glass doors **94100616** 1 - 1

IDEA Base: Application scheme for single leaf glass doors

	WITH LATCHES											BOLT				
	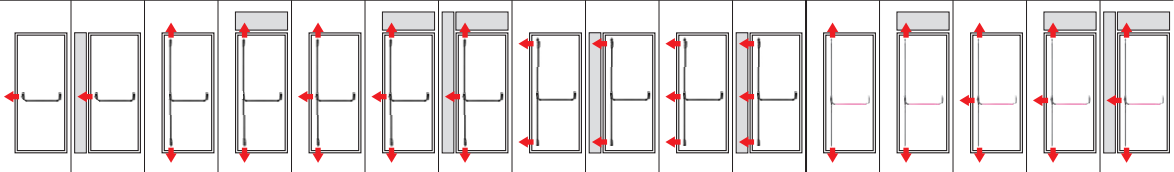															
94100506 																
94100516 	▲	▲	▲	▲	▲	▲	▲	▲	▲	▲	▲	▲	▲	▲	▲	▲
94100526 																
94100566 			●	●	●	●	●									
94100576 								●	●	●	●					
94100586 												●	●	●	●	●
94100596 		●		●		●	● ●		● ●		● ●					●
94100606 													●		●	●
94100616 			●	●	●	●	●	●	●	●	●	●	●	●	●	●

● = Necessary items (● ● = 2 pcs, ● ● ● = 3 pcs)

▲ = Choose 1 kit according to the external control and the “hand” of door

■ = Choose 2 kits according to the external control and the “hand” of door

IDEA Base: Application scheme for double glass doors

	WITH LATCHES						BOLT	
	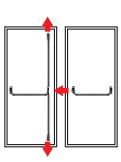	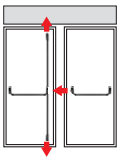	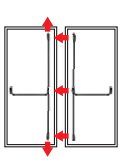	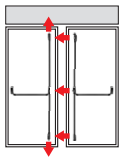	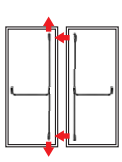	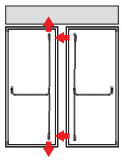	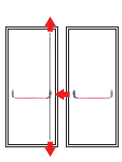	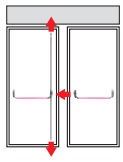
94100506 								
94100516 	■	■	■	■	■	■	■	■
94100526 								
94100566 	●	●	●	●	●	●		
94100576 			●	●	●	●		
94100586 							●	●
94100596 	●	● ●	● ● ●	● ● ●	● ●	● ● ●	●	●
94100606 								●
94100616 	●	●	● ●	● ●	● ●	● ●	●	●

● = Necessary items (● ● = 2 pcs, ● ● ● = 3 pcs)
▲ = Choose 1 kit according to the external control and the “hand” of door
■ = Choose 2 kits according to the external control and the “hand” of door

Push: Application scheme for single leaf glass doors

	WITH LATCHES											BOLT				
	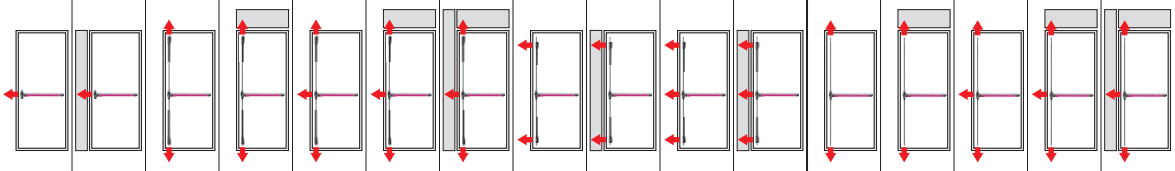															
94100536 94100546 94100556	▲	▲	▲	▲	▲	▲	▲	▲	▲	▲	▲	▲	▲	▲	▲	▲
94100566			●	●	●	●	●									
94100576								●	●	●	●					
94100586												●	●	●	●	●
94100596		●		●		●	●●		●●		● ●					●
94100606													●		●	●
94100616			●	●	●	●	●	●	●	●	●	●	●	●	●	●

● = Necessary items (●● = 2 pcs, ●●● = 3 pcs)
▲ = Choose 1 kit according to the external control and the “hand” of door
■ = Choose 2 kits according to the external control and the “hand” of door

Push: Application scheme for double glass doors

	WITH LATCHES						BOLT	
	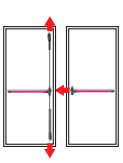	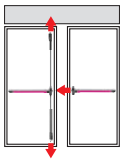	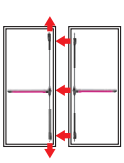	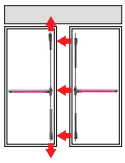	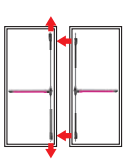	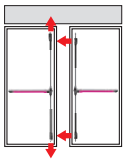	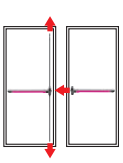	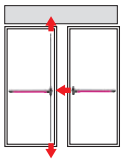
94100536 								
94100546 	■	■	■	■	■	■	■	■
94100556 								
94100566 	●	●	●	●	●	●		
94100576 			●	●	●	●		
94100586 							●	●
94100596 	●	● ●	● ● ●	● ● ●	● ●	● ● ●	●	●
94100606 								●
94100616 	●	●	● ●	● ●	● ●	● ●	●	●

● = Necessary items (● ● = 2 pcs, ● ● ● = 3 pcs)

▲ = Choose 1 kit according to the external control and the “hand” of door

■ = Choose 2 kits according to the external control and the “hand” of door

SWISSDOOR
DØRTEKNIK FOR PROFESSIONELLE



Trim-Tronic

Electronic control

Trim-Tronic

The Trim-Tronic unit interfaces with multipoint locking panic bars, providing a long awaited solution to the problem where a door is opened by a panic bar from the inside but cannot be accessed from the outside.
The Trim-Tronic allows you to use access control on panic exit, overriding the bar from the outside whilst still allowing safe emergency exit from the building.

Protection grade: IPX4
The device can be **used also outdoors.**

Key points

Designed to interact with all ISEO panic exit devices with 1, 2 and 3 top and bottom locking points.
Conceived to comply with the requirements of EN 1125:08 standard.
Works on single and double doors.
Can replace any mechanical ISEO outside access unit.
Provided with anti-vandalism handle.
Can be easily installed on any type of frame (aluminium, pvc, wood, etc.).
12 Vdc power supply.

Main functions

- It can be combined with mechanical mortice panic exit devices.
- Mechanical free access mode: it allows free access from outside for a programmed time.
- It is reversible: can be installed both on right and left handed doors.
- The handle can be enabled and disabled through the cylinder. The 2 signaling Leds indicate the handle enabling status.
- Handle enabled and disabled by two remote electric pulses connected with cable (ref. 94403030E) and connector which also transfers the power supply and signals handle status.
- Remote electric pulse are:
  Pushbutton 1: handle enabled for 5 seconds or for the time the pushbutton is pressed
  Pushbutton 2: key disabled.

Technical features:

Zamak case.
Idle handle if disabled.
Power supply 12 Vdc (2A peak).
Handle and key status signaling output (enabled/disabled)
Enabling/disabling pushbutton input.
Mechanical key locking pushbutton input.
European single profile cylinder, mm 40 (30-10).
Handle follower 8 mm.
Operating temperature: from -20°C to 60°C.

ICIM CERTIFIED PRODUCT CE 1121

Trim-Tronic



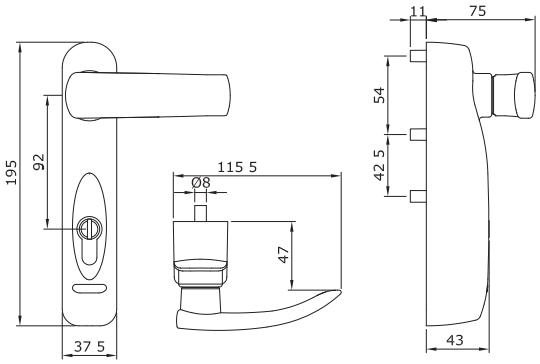

EXTERNAL ELECTROMECHANICAL CONTROL FOR PANIC EXIT DEVICES.
It can be used in combination with mechanical rim panic exit devices.
It can be installed both on RIGHT and LEFT handed doors.
Zamak case. Power supply 12 Vdc.
Supplied with:
R6 European monoprofile cylinder 40 mm with 3 keys, ref. 880930109.
Handle follower. Fixing screws. Template and assembly instructions.
Connecting cable 5 m.

Accessories to be ordered separately:
Power supply unit 12 Vdc-2A code 94403000E.
Wing cable guide code 94403010E.

	Code	Single package		Multiple package	Min. ord.	Anti GERM
Painted grey	■ **94091103E**	1	-	1	YES	
Painted white	■ **94091104E**	1	-	1	YES	
Painted black	■ **94091105E**	1	-	1	YES	
Painted metal grey	■ **94091107E**	1	-	1	YES	

Protection grade: IPX4
The device can be **used also outdoors.**

	Code	Single package		Multiple package	Min. ord.	Anti GERM
Painted white	**94091204E**	1	-	1	YES	
Painted black	**94091205E**	1	-	1	YES	
Painted metal grey	**94091207E**	1	-	1	YES	

■ = Discontinued

Accessories

	Code	Single package	Multiple package	Min. ord.
 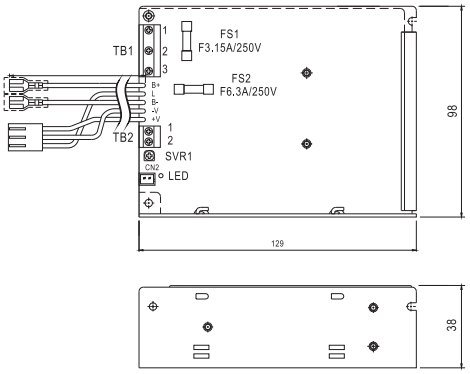				
230 VAC. power supply - 13.8VDC - 3,6A	**94403000E**	1	-	1
 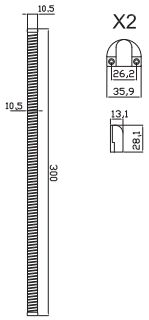				
External soft cable tube L= mm 300	**94403010E**	1	-	1
 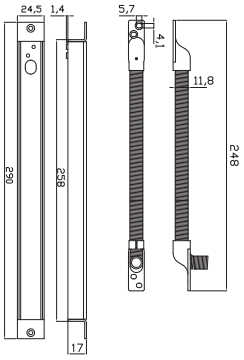				
Built-in soft cable tube L= mm 300	**94403110E**	1	-	1
				
Connection cable 5 mt. for TRIM TRONIC.	**94403030E**	1	-	1

SWISSDOOR
DØRTEKNIK FOR PROFESSIONELLE



Trim

External control

Trim



Door maximum thickness mm 105



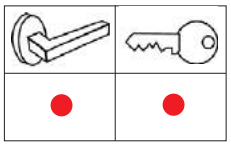

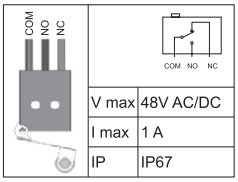

External control with microswitch for panic exit devices. For fire resistant doors, supplied with **HANDLE** and cylinder art. 820930109. The **MICROSWITCH RELEASES** the signal of "handle locked" i.e." Closed" and "Handle free" i.e."open". Door maximum thickness mm 105.

Code	Min. ord. Single package	Multiple package	Anti GERM	
Painted grey	**94011013T**	1	- 1	YES
Painted white	**94011014T**	1	- 1	YES
Painted black	**94011015T**	1	- 1	YES
Painted metal grey	**94011017T**	1	- 1	YES



Door maximum thickness mm 105



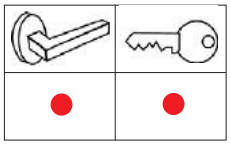

Painted external control for panic exit devices. For fire resistant doors, supplied with **HANDLE** and 5-pin European profile **CYLINDER** art. 820930109. Handle follower. Fixing screws. Instructions.

PVD finish	**94011002T**	1	- 1	NON
Painted grey	**94011003T**	1	- 1	YES
Painted white	**94011004T**	1	- 1	YES
Painted black	**94011005T**	1	- 1	YES
Painted metal grey	**94011007T**	1	- 1	YES



Door maximum thickness mm 105



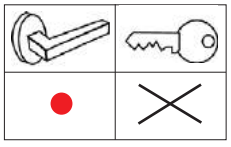

External control for panic exit devices. For fire resistant doors, **HANDLE ONLY.** Handle follower. Fixing screws. Instructions

Painted grey	**94014003T**	1	- 1	YES
Painted white	**94014004T**	1	- 1	YES
Painted black	**94014005T**	1	- 1	YES
Painted metal grey	**94014007T**	1	- 1	YES

■ = Discontinued

Trim



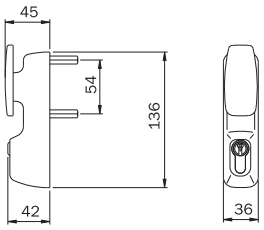

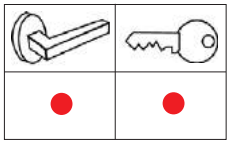

Door maximum thickness mm 105

External control for panic exit devices. For fire resistant doors, supplied with **MOBILE KNOB** and 5-pin European profile **CYLINDER** art. 820930109. Mobile knob follower. Fixing screws. Instructions.

Code	Multiple package	Min. ord.	Anti GERM
PVD finish	**94012002T**	1 - 1	NON
Painted white	**94012004T**	1 - 1	YES
Painted black	**94012005T**	1 - 1	YES
Painted metal grey	**94012007T**	1 - 1	YES



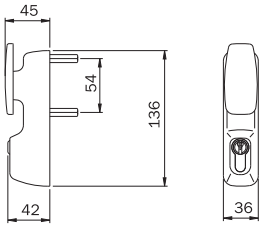

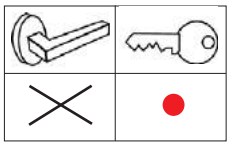

Door maximum thickness mm 105

External control for panic exit devices. For fire resistant doors, supplied with **FIX KNOB** and 5-pin European profile **CYLINDER** art. 820930109. Fix knob follower. Fixing screws. Instructions.

Code	Multiple package	Min. ord.	Anti GERM
Painted grey	■ **94013003T**	1 - 1	YES
Painted white	**94013004T**	1 - 1	YES
Painted black	**94013005T**	1 - 1	YES
Painted metal grey	**94013007T**	1 - 1	YES



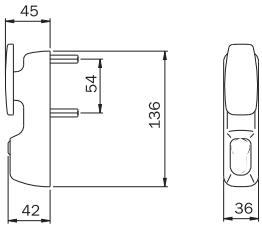

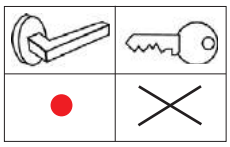

Door maximum thickness mm 105

External control for panic exit devices. For fire resistant doors. **MOBILE KNOB ONLY**. Handle follower. Fixing screws. Instructions.

Code	Multiple package	Min. ord.	Anti GERM
Painted grey	■ **94015003T**	1 - 1	YES
Painted white	**94015004T**	1 - 1	YES
Painted black	**94015005T**	1 - 1	YES
Painted metal grey	**94015007T**	1 - 1	YES

■ = Discontinued

Trim

Code		Single package	Multiple package	Min. ord.	Anti GERM



Door maximum thickness mm 105

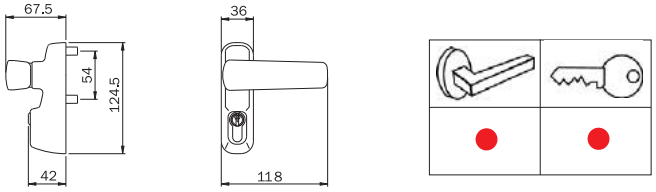

Painted external control for panic exit devices. Supplied with **HANDLE** and 5-pin European profile **CYLINDER** art. 820930107. Handle follower. Fixing screws. Instructions.

PVD finish	**94021002**	1	-	1	NO
Painted white	**94021004**	1	-	1	YES
Painted black	**94021005**	1	-	1	YES
Painted metal grey	**94021007**	1	-	1	YES



Door maximum thickness mm 105

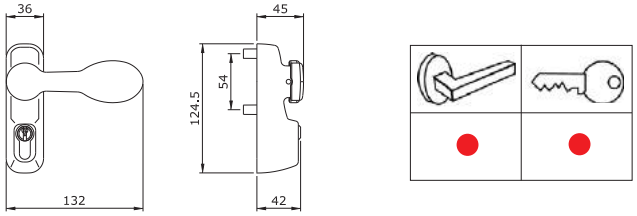

Painted external control for panic exit devices. Supplied with lowered **HANDLE** and 5-pin European profile **CYLINDER** art. 820930107. Handle follower. Fixing screws. Instructions.

Painted black	**94021025**	1	-	1	YES



Door maximum thickness mm 105

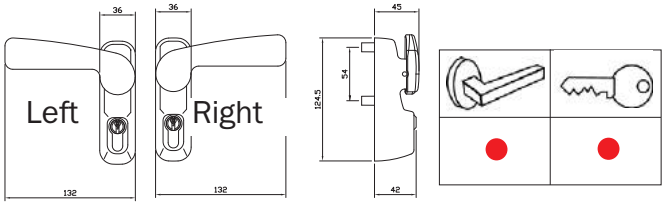

Painted external control for panic exit devices, supplied with lowered **HANDLE** and 5-pin European profile **CYLINDER** art. 820930107. Painted black. Handle follower. Fixing screws. Instructions. **NON REVERSIBLE**.

Left	**94021035..D**	1	-	1	YES
Right	**94021035..S**	1	-	1	YES



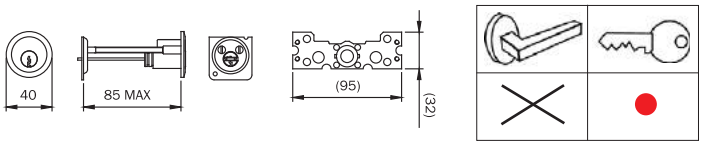

External cylinder for installation on doors with a maximum, thickness of mm 85. Big 5-pin key. Plate and screws for inside fixing. Adaptor. Instructions. 3 keys.

Brass	**859000857**	1	10	10	NO
Nickel plated brass	**859000859**	1	10	10	NO

ICIM CERTIFIED PRODUCT CE 1121

Code | Multiple package | Single package | Min. ord. | Anti GERM

Match for panic exit devices



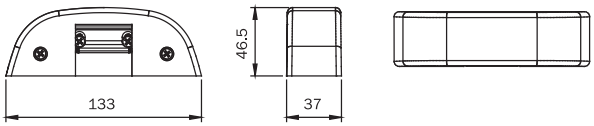

Electric striker for panic exit devices "**IDEA Base**" and "**Push**".
OPENING WITH PERMANENT RELEASE
by electric pulse. Suitable for PVC, wooden and aluminium frames, both coplanar and with rebate up to mm 24.
Not suitable for fire resistant doors.
Power supply **12V. A.C. - DC 15W*.** Electrical absorption **0,5A - 0,7A.**

Painted black	**5680000**	1	-	1	YES
Painted white	**5680004**	1	-	1	YES
Painted metal grey	**5680007**	1	-	1	YES

Electric striker for panic exit devices "**IDEA Base**" and "**Push**".
OPENING WITH LIMITED RELEASE
(only during the electric pulse). Suitable for PVC, wooden and aluminium frames, both coplanar and with rebate up to mm 24. **Not suitable for fire resistant doors.**
Power supply **24V. A.C. - DC 15W*.** Electrical absorption **0,5A.**

Painted black	**5680020**	1	-	1	YES
Painted white	**5680024**	1	-	1	YES
Painted metal grey	**5680027**	1	-	1	YES

Electric striker for panic exit devices "**Fail Safe**".
Not suitable for fire resistant doors.
Power supply **12VDC 15W.** Electrical absorption **0,2A.**

Painted black	**5680100**	1	-	1	YES
Painted metal grey	**5680107**	1	-	1	YES

*** DC: maximum power supply time 10 seconds**



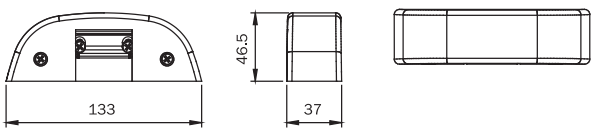

COVERING KIT FOR ELECTRIC STRIKER 56800**. Composed of:
device cover and fixing plate.
Electric striker to be ordered separately.

PVD finish	**5680012**	1	-	1	NO

ICIM CERTIFIED PRODUCT CE 1121

Code | Single package | Multiple package | Min. ord. | Anti GERM

Keeps



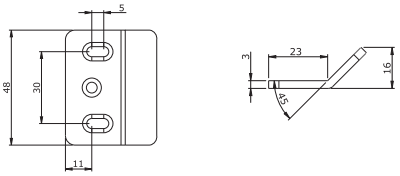

Steel lateral keep for panic exit devices **"IDEA Base"**, "**Push", "Pad"** and "**Bolt"**
also for FIRE RESISTANT doors.

Painted black	**94100145**	1	-	5	YES
Painted white	**94100144**	1	-	5	YES
Painted metal grey	**94100147**	1	-	5	YES



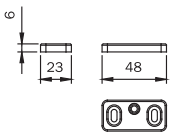

Keep for panic exit devices "**IDEA Base"** and "**Push",** lateral locking, in painted steel with spacers.
Suitable for FIRE RESISTANT doors. For double doors. Universal for all profiles.

Painted black	**94100100**	1	-	5	YES
Stainless steel	**94100102**	5	-	5	NO
Painted grey	■ **94100103**	1	-	5	YES
Painted white	**94100104**	1	-	5	YES
Painted metal grey	**94100107**	1	-	5	YES



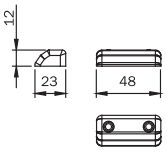

Keep for panic exit devices "**IDEA Base"** and "**Push",** top and lateral locking, in painted steel with spacers.
Suitable for FIRE RESISTANT doors. Universal for all profiles.

Painted black	**94100110**	1	-	5	YES
Stainless steel	**94100112**	1	-	5	NO
Painted metal grey	**94100117**	1	-	5	YES



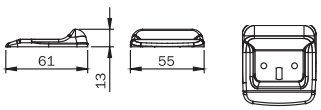

Keep for panic exit devices **"IDEA Base"** and **"Push"**, floor locking, in painted steel.
Suitable for FIRE RESISTANT doors.

Painted black	**94100120**	1	-	5	YES
Painted white	**94100124**	1	-	5	YES
Nickel plated	**94100127**	1	-	5	YES
Painted metal grey	**94100227**	1	-	5	YES

■ = Discontinued

1121

Code | Single package | Multiple package | Min. ord. | Anti GERM

Keeps



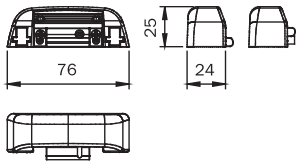

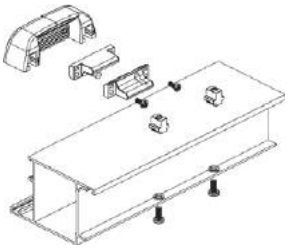

Adjustable PVD keep for panic exit devices **"IDEA Base"** and "**Push"**, top or lateral painted with zamak slide. For single and double doors. Suitable for coplanar frames and frames with a rebate up to mm 11. Fixing screws. Instructions.

Painted black	**94100130**	1	-	5	YES
PVD finish	**94100132**	1	-	5	NO
Painted grey	■ **94100133**	1	-	5	YES
Painted white	**94100134**	1	-	5	YES
Painted metal grey	**94100137**	1	-	5	YES



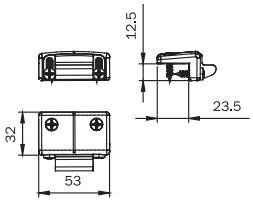

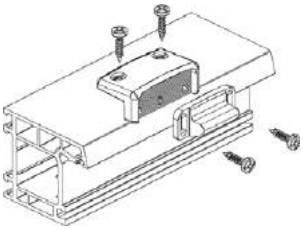

Adjustable PVD keep for panic exit devices **"IDEA Base"** and "**Push"** top or lateral locking painted with zamak slide. For single and double doors. Suitable for frames with a rebate from mm 14 to mm 24. Fixing screws. Instructions.

Painted black	**94100150**	1	-	5	YES
PVD finish	**94100152**	1	-	5	NO
Painted grey	■ **94100153**	1	-	5	YES
Painted white	**94100154**	1	-	5	YES
Painted metal grey	**94100157**	1	-	5	YES



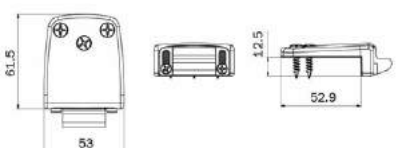

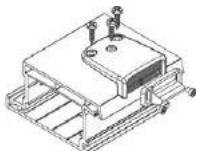

Adjustable PVD keep for panic exit devices **"IDEA Base"** and "**Push"** top or lateral locking painted with zamak slide. For single and double doors. Suitable for frames with a rebate from mm 14 to mm 24. Fixing screws. Instructions.

Painted black	**94100250**	1	-	5	YES
PVD finish	**94100252**	1	-	5	NO
Painted white	**94100254**	1	-	5	YES
Painted metal grey	**94100257**	1	-	5	YES

■ = Discontinued

ICIM CERTIFIED PRODUCT CE 1121

Code | Min. ord. Single package | Multiple package | Anti GERM

Keeps



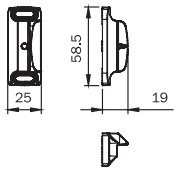

Keep for panic exit devices "**IDEA Base**" and "**Push**", with top and lateral locking, zamak.
For metal and wooden frames

Black zinc-plated	**94100090**	5	-	5	NO
Painted metal grey	**94100097**	5	-	5	YES



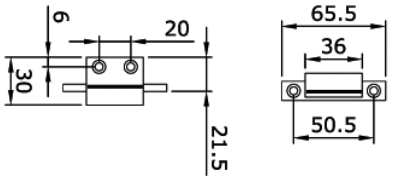

Nylon lateral keep for panic exit devices **"Push Bar"**. For wooden or PVC doors.	**949856**	1	-	1	NO

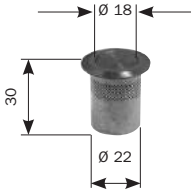

Brass floor bush with spring cap for rods. Inside hole Ø 18.

For **"Bolt"** panic exit device vertical rod.	**040807**	10	-	10	NO

ICIM CERTIFIED PRODUCT CE 1121

Accessories

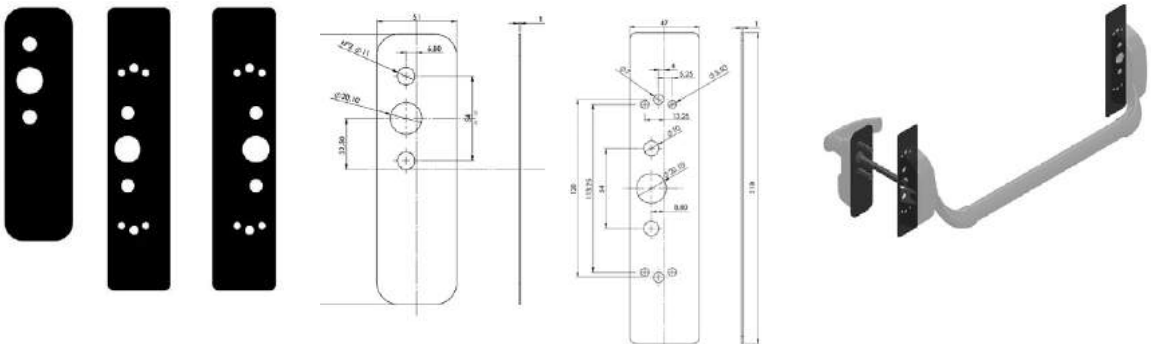

	Code	Multiple package	Min. ord.	Anti GERM
Retrofit plates kit, painted black. To be used with ISEO "**IDEA Base**" and **"Bolt"** series device for the **REPLACEMENT** of panic exit devices even not manufacture by ISEO. 1 plate for external control and 2 plates for devices.	**94100655**	10	- 10	YES

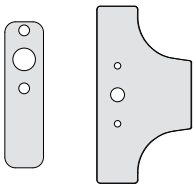

Kit of thermoexpanding gaskets for panic exit devices **"Push Bar"** and "**Trim**" For FIRE RESISTANT DOORS	**94000010**	10	- 10	NO



Kit of thermoexpanding gaskets, lock side, for panic exit devices **"Push Palmo"** For FIRE RESISTANT DOORS cod. 9449	**94000020**	10	- 10	NO

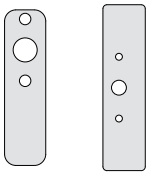

Kit of thermoexpanding gaskets for panic exit device **"IDEA Base"** and "**Trim**" For FIRE RESISTANT DOORS	**94000030**	10	- 10	NO



Zinc-plated steel plate, for **"IDEA Base"** and "**Push"** for bar fixing. Suitable for fire resistant doors. Fixing screws.	**94100040**	10	- 10	NO



Zinc-plated steel plate, for **"IDEA Base"** and "**Push"** for top/bottom latches fixing. Suitable for fire resistant doors. Fixing screws.	**94100050**	10	- 10	NO

Accessories

	Code	Single package	Multiple package	Min. ord.	Anti GERM
 Hold-open kit to be installed in the bracket of the **"IDEA Base"** and "**Bolt**" pushbars.	**94100070**	10	-	10	NO
 Back housing, painted black, with hold-open function for **"Push"** 9424 series (page 6-36).					
Painted black	**94200075**	1	-	1	YES
Painted metal grey	**94200077**	1	-	1	YES
 Extended handle follower for doors with thickness up to mm 105.	**947880**	10	-	10	NO
 Accessory for rod guides.	**94100195**	10	-	10	NO
 Plug in nylon for panic exit devices latchbolt, "**IDEA Base"**, "**Push**" and **"PAD"** type.					
GREY	**94100703**	10	-	10	NO
WHITE	**94100704**	10	-	10	NO
BLACK	**94100705**	10	-	10	NO

Microswitches

	Code	Single package	Multiple package	Min. ord.	Anti GERM
 Microswitch, to be installed in the bracket of the **"IDEA Base", "Bolt"** chassis, and **"Base Infilare"** used to detect door opening. Can be used with security system. Instructions.	**94100060**	1	-	1	NO
 Microswitch, to be installed in the bracket of the **"Push"** 94254 chassis and **"Push-Infilare"** used to detect door opening. Can be used with security system. Instructions.	**94200060**	1	-	1	NO
 Microswitch, to be installed in the bracket of the **"Push Bar"** serie 944 chassis, used to detect door opening. Can be used with security system. Instructions.	**94800030**	1	-	1	NO



SWISSDOOR
DØRTEKNIK FOR PROFESSIONELLE

Locks for fire resistant doors



DOUBLE SAFETY: NO PANIC, NO BACTERIA

In line with its attention to safety, ISEO has decided to add this measure to a device which is always present in public environments and in all those places where hygiene and healthcare is a basic requirement: hospitals, clinics, treatment homes, but also child care centres and nursery schools.

Therefore, the panic function is enriched with the antibacterial protection, AntiGerm*, whose performance is certified by Padova University Molecular Medicine Department.

The antibacterial treatment action is permanent and does not require special maintenance. The constant release of silver ions ensures top efficiency throughout the product life, even in case of surface scratches.

***Antibacterial protection for panic exit devices and accessories (except for Stainless steel/PVD finishes).**


ICIM

Certificazione di Prodotto
Product Certification

Certificato N. / Certificate No. 021AW/1

ISEO SERRATURE S.p.A.
Via San Girolamo, 13 - 25055 PISOGNE (BS)

PRODOTTI CON PROPRIETÀ ANTIBATTERICHE
PRODUCTS WITH ANTIBACTERIAL PROPERTIES

Maniglioni antipanico / *Panic exit devices*
Serie / Series IDEA BASE - IDEA BOLT - IDEA PUSH - IDEA PUSH BOLT
IDEA PUSH SIRENA - IDEA BELVEDERE - IDEA PUSH BAR
IDEA INFILARE - PALMO - PUSH PALMO - PRO EXIT.

Dispositivi di Emergenza / *Emergency exit devices*
Serie / Series IDEA PAD – IDEA PAD BOLT.

Comandi esterni / External Access Device
Serie / Series IDEA TRIM – TRIM TRONIC

ICIM 70R055

ISO 22196:2011

ICIM S.p.A.

All ISEO panic and emergency exit devices with antibacterial coating AntiGerm have obtained the volountary certification ICIM 021AW/1.



Certifications



EN12209



DIN 18250

Certifications for fire resistant locks
214* e 216* series





EN 179

Certifications for fire resistant locks
214* and 212* series with emergency
function, EN 179 standard

Code	Single package	Multiple package	Min. ord.

Electric locks for fire resistant doors

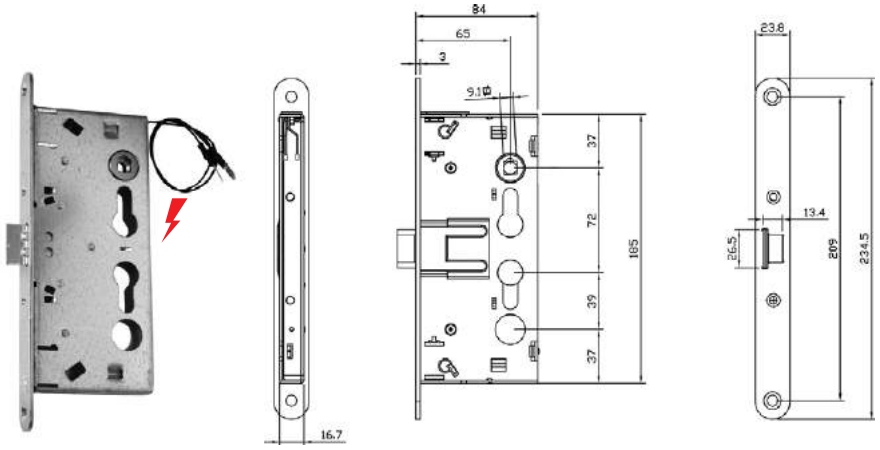

ELECTRIC LOCK FOR FIRE RESISTANT DOORS 12V ac/dc. Electrical absorption 860 mA.
(EXTERNAL HANDLE). 1 lateral point, latchbolt only.
Panic exit follower enabled during electric pulse only.
For the **"hold-open device"** feature, the hold voltage must not exceed 7V ac.
Internal - external: the cylinder enables and disables the panic exit follower.
Front plate rounded, mm 24x3, zinc-plated.
Panic exit one-piece follower mm 9. Distance mm 72. Backset mm 65.
Single packaging

Right-handed	**216930654.5D**	1	10	10
Left-handed	**216930654.5S**	1	10	10

Doors opening direction.

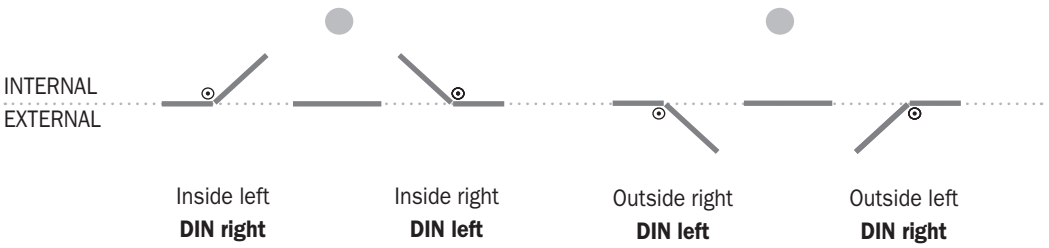

Code | Single package | Multiple package | Min. ord.

Locks for fire resistant doors



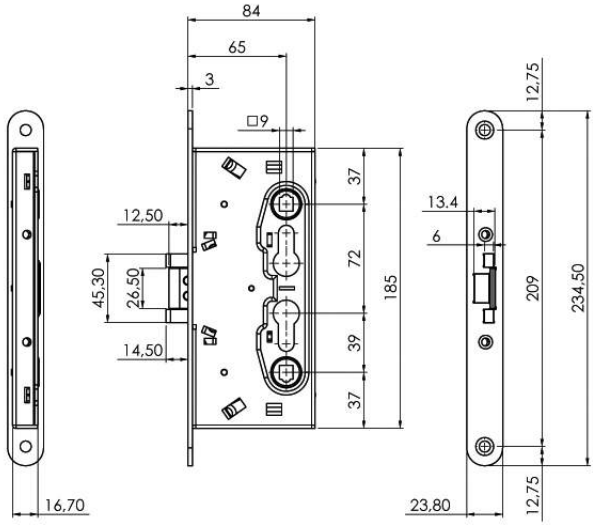

LOCK FOR LEFT- AND RIGHT-HANDED FIRE RESISTANT DOORS.
1 lateral point, deadbolt and latchbolt.
External and internal: the key operates both the deadbolt and latchbolt, the handle operates the latchbolt only.
Front plate rounded, mm 24x3, zinc-plated.
Panic exit one-piece follower mm 9. Distance mm 72. Backset mm 65.
Single packaging **216120654** 1 10 10



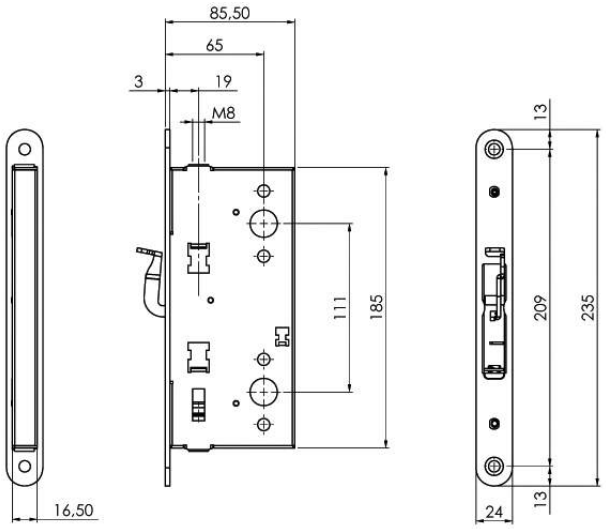

COUNTERLOCK FOR LEFT- AND RIGHT-HANDED FIRE RESISTANT DOORS.
FLUSH BOLT function for secondary leaf**. Operation: rods operated by lever on front plate.**
Front plate rounded, mm 24x3, zinc-plated. The threaded rods are connected to the lock by screwing them inside the self fixing connection nut. Rods projection mm 17.
Backset mm 65.
Usable with locks 216***, 214***.
Single packaging **212000654** 1 10 10

Panic exit electric mortice locks

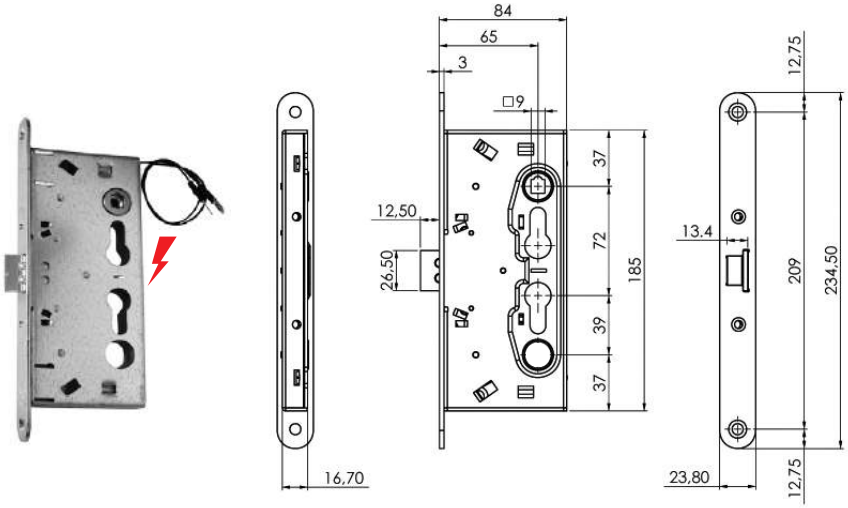

ELECTRIC LOCK FOR FIRE RESISTANT PANIC EXIT DOORS 12V ac/dc. Electrical absorption 860 mA.
(EXTERNAL HANDLE). 1 lateral point, latchbolt only. Opening with external handle enabled during electric pulse only.
For the "hold-open device" feature, the hold voltage must not exceed 7V ac.
Internal: latchbolt operated by the panic exit device.
External: latchbolt operated by the handle only if enabled by the key or during electric pulse.
Front plate rounded, mm 24x3, zinc-plated.
Panic exit two-piece follower mm 9.
Distance mm 72. Backset mm 65.
Usable with panic exit devices art. 9490000*0379 - 9449****839.

	Code	Single package	Multiple package	Min. ord.
Single packaging				
Right-handed	**214910654..D**	1	10	10
Left-handed	**214910654..S**	1	10	10

Reversed latchbolt.
Pull emergency door.

	Code	Single package	Multiple package	Min. ord.
Single packaging				
Right-handed	**214910654.CD**	1	10	10
Left-handed	**214910654.CS**	1	10	10

Doors opening direction.

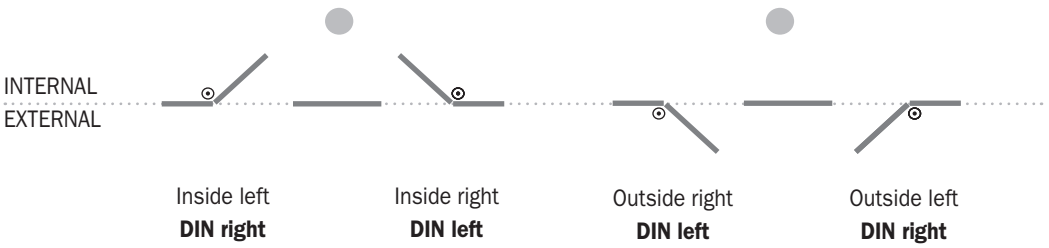

Panic exit mortice locks



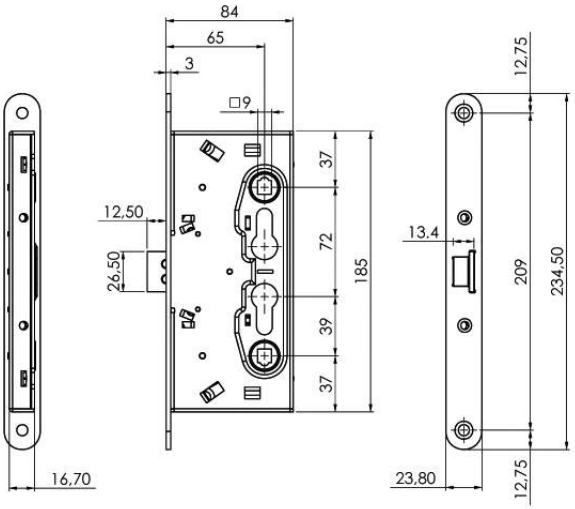

Code	Single package	Multiple package	Min. ord.

LOCK FOR LEFT- AND RIGHT-HANDED FIRE RESISTANT PANIC EXIT DOORS (EXTERNAL HANDLE). 1 lateral point, latchbolt only.
Internal: latchbolt operated by the panic exit device, by the handle or by the key.
External: latchbolt operated by the key and by the handle only if enabled by the key.
Front plate rounded, mm 24x3, zinc-plated.
Panic exit two-piece follower mm 9. Distance mm 72. Backset mm 65.
Usable with panic exit devices art. 9490000*0379 - 9449****839.

Single packaging	**214110654**	1	10	10

Reversed latchbolt.
Pull emergency door.

Single packaging	**214110654.C**	1	10	10

Code | Single package | Multiple package | Min. ord.

Panic exit mortice locks



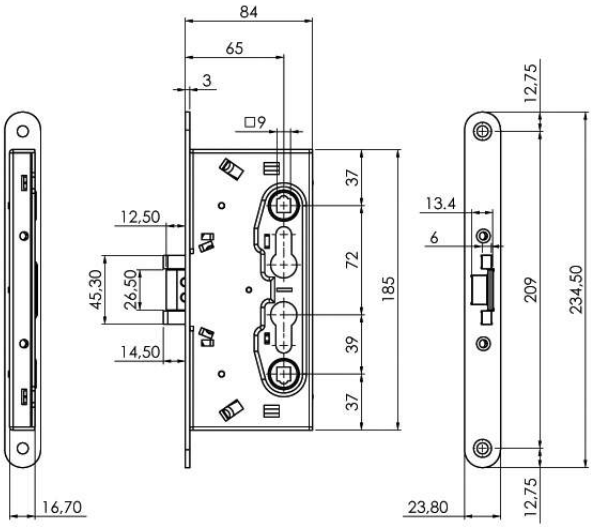

LOCK FOR LEFT- AND RIGHT-HANDED FIRE RESISTANT PANIC EXIT DOORS (EXTERNAL FIXED KNOB). 1 lateral point, deadbolt and latchbolt.
Internal: deadbolt and latchbolt operated by the panic exit device, by the handle or by the key.
External: the key operates both the deadbolt and the latchbolt.
Front plate rounded, mm 24x3, zinc-plated.
Panic exit one-piece follower mm 9. Distance mm 72. Backset mm 65.
Usable with panic exit devices art. 9490000*0379 - 9449****839.

Single packaging **214140654** 1 10 10



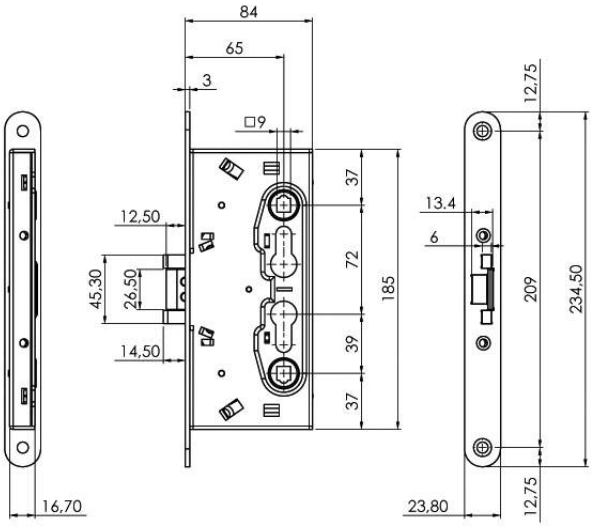

LOCK FOR LEFT- AND RIGHT-HANDED FIRE RESISTANT PANIC EXIT DOORS (EXTERNAL HANDLE). 1 lateral point, deadbolt and latchbolt.
Internal: deadbolt and latchbolt operated by the panic exit device, by the handle or by the key.
External: the key operates both the deadbolt and the latchbolt, handle operates latchbolt only.
Front plate rounded, mm 24x3, zinc-plated.
Panic exit two-piece follower mm 9. Distance mm 72. Backset mm 65
Usable with panic exit devices art. 9490000*0379 - 9449****839.

Single packaging **214120654** 1 10 10

Code | Single package | Multiple package | Min. ord.

Panic exit counterlocks



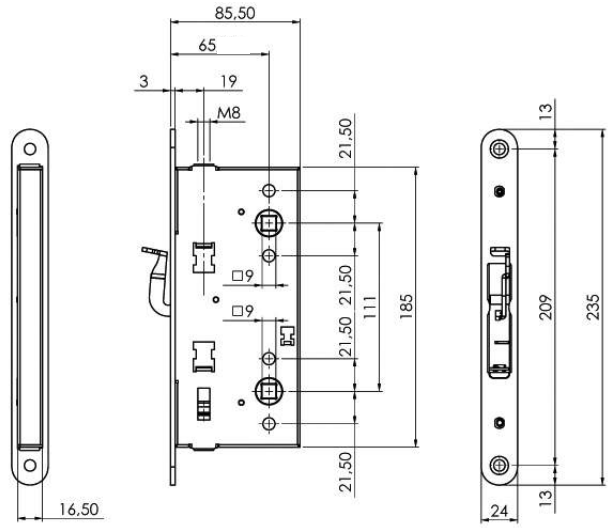

COUNTERLOCK FOR FIRE RESISTANT PANIC EXIT DOORS.
NO HANDING, DOUBLE OPERATION (OVERTURNED)
FLUSH BOLT and **PANIC EXIT function** for secondary leaf. **Operation: the panic exit device operates the rods and releases the latchbolt of the lock in the main leaf, the lever on the front plate operates the rods.** Front plate rounded, mm 24x3, zinc-plated.
The threaded rods are connected to the lock by screwing them inside the self fixing connection nut.
Rods projection mm 17. Backset 65 mm.
Usable with locks 214110654 latchbolt only. Single packaging **212600654** 1 10 10



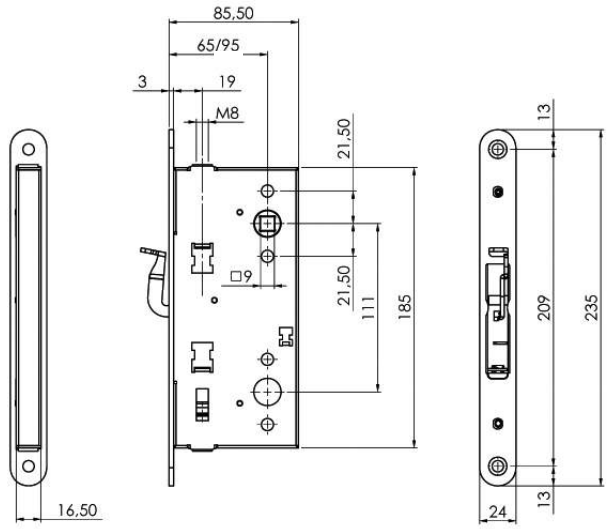

COUNTERLOCK FOR FIRE RESISTANT PANIC EXIT DOORS.
NO HANDING, SINGLE OPERATION (NO OVERTURNED)
FLUSH BOLT and **PANIC EXIT function** for secondary leaf**. Operation: the panic exit device operates the rods and releases the latchbolt of the lock in the main leaf, the lever on the front plate operates the rods.**
Front plate rounded, mm 24x3, zinc-plated.
The threaded rods are connected to the lock by screwing
them inside the self fixing connection nut. Rods projection mm 17. Backset 65 mm.
Usable with locks 214110654 latchbolt only.
Single packaging **212700654** 1 10 10

Accessories

	Code	Single package	Multiple package	Min. ord.
 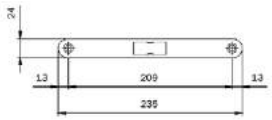 Flat, heavy striking plate, with rounded edge, for panic exit mortice locks. ZINC-PLATED steel mm 235x24x3. For series: 216* - 214*	**032094**	10	-	10
 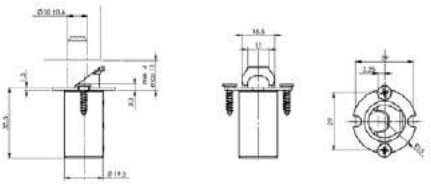 **Upper automatic relatching device** for secondary leaf	**032144**	-	10	10
 **Distance plate for upper automatic relatching device** mm 1	**032714**	-	10	10
mm 2	**032724**	-	10	10
 **Distance plate for upper automatic relatching device** mm 2	**032744**	-	10	10
 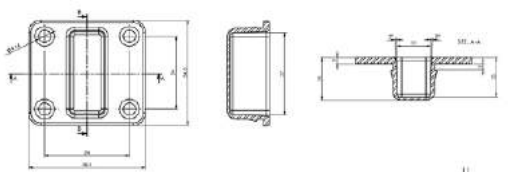 **Rod hasp top** for secondary leaf	**032154**	-	10	10

Accessories

	Code	Single package	Multiple package	Min. ord.
 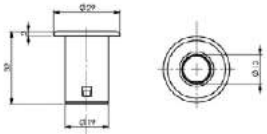 **Floor strike cup** for secondary leaf	**032164**	-	10	10
 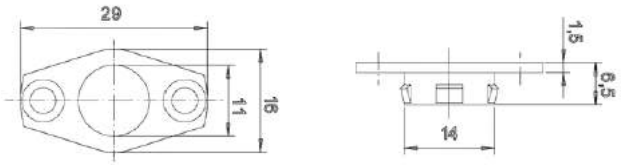 **Rod hasp bottom** for secondary leaf	**032174**	-	10	10
 Steel **plate for bottom rod hasp,** to be fixed on **reversible secondary leafs**	**032704**	-	10	10
 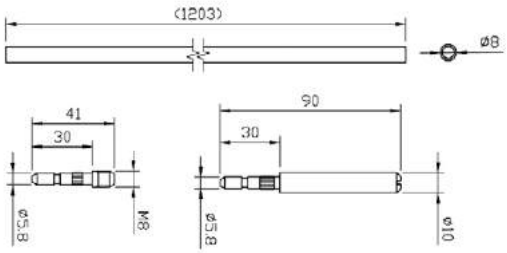 **Rods for counterlock/flush bolt**	**032184**	1	-	1
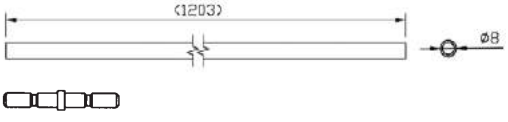 **Rods extension for counterlock/flush bolt** L= 3400	**0321A4**	1	-	1

ICIM CERTIFIED PRODUCT

CE 0425

Code

Single package

Multiple package

Min. ord.

Anti GERM

IDEA Base Infilare for main and secondary leaf



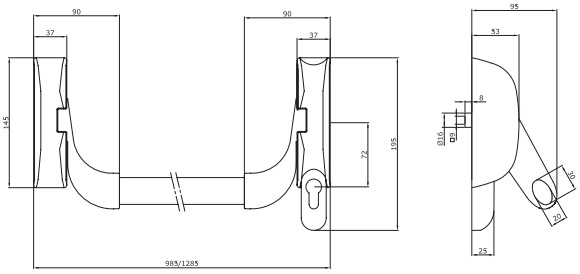

IDEA Base Infilare panic exit device for FIRE RESISTANT doors, **FOR MAIN AND SECONDARY LEAF, REVERSIBLE**, can be used with panic exit mortice locks and counterlocks with 9 mm handle follower.
Center distance mm 72, with handle follower rotation **30°.**
Templates. Assembly instructions.
SQUARE SPINDLE NOT INCLUDED.
CE EN1125 mark and ICIM product certification.

Accessories to be ordered separately:
Lock 2141**65* - 214910654*- Counterlock 2126**65* - Counterlock 2127**65*
Oval bar 9459* - Striking plate 032094
Microswitch 94100160. Door handles 032*.
Square spindle 9479* - Accessories 0321*4

PVD finish	**94C000020379**	1	-	1	NO
Painted BLACK	**94C000050379**	1	-	1	YES
Painted METAL GREY	**94C000070379**	1	-	1	YES

Anti GERM : antibacterial protection

Certifications


ICIM
Certificazione di Prodotto
Product Certification
ISEO SERRATURE S.p.A.

The ICIM certification as per EN 1125 is only valid if the operating bar in this page is used in conjunction with ISEO locks, stricking plates, counterlocks and accessories as indicated in the next page. Whoever uses a certified panic exit device in conjunction with locks, counterlocks, accessories and/or stricking plates different from the ones specified by ISEO shall be responsible for compliance with EN 1125.

All the updated certificates can be downloaded from our web site: www.iseoserrature.it

0425

IDEA Base Infilare for main and secondary leaf

The panic exit device for fire resistant doors with MORTICE LOCK FOR MAIN LEAF is made up of a horizontal bar which operates the locking mechanism through the handle follower. The operation of the bar causes the rotation of the handle follower, unlocks the lock and opens the door. Reversible mechanism for usage on right or left handed doors. All versions can be used with a microswitch that signals door openings.

Locking mechanism	Bar	Lock	Striking plate
94C0000*0379	9459*	21411*65*	032094
94C0000*0379	9459*	214910654..*	032094

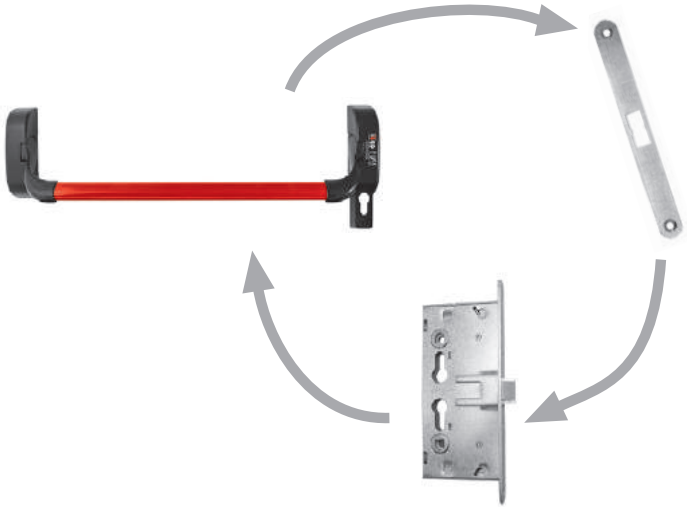

The panic exit device for fire resistant doors with MORTICE COUNTERLOCK FOR SECONDARY LEAF is made up of a horizontal bar which operates the locking mechanism through the handle follower.
The operation of the bar causes the rotation of the handle follower of the counterlock, by which the upper and the lower rod will move inside, the latchbolt of the panic exit lock in the main leaf will be released and both leafs can be opened. Reversible mechanism for usage on right or left handed doors. All versions can be used with a microswitch that signals door openings.

Locking mechanism	Bar	Counterlock	Accessories
94C0000*0379	9459*	2126**65*	0321*4
94C0000*0379	9459*	2127**65*	0321*4

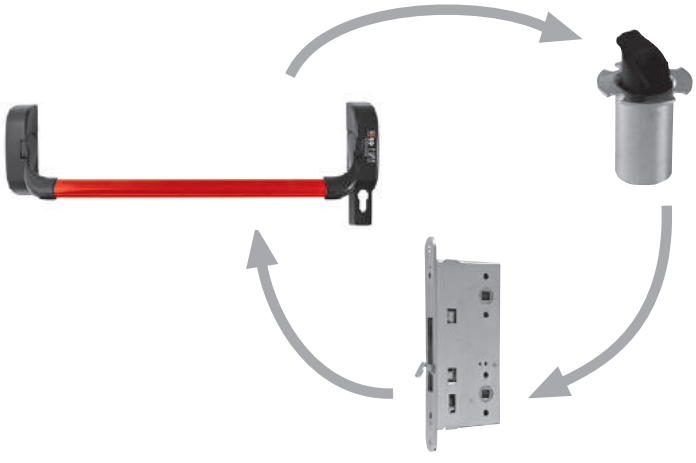

0425

Code

Min. ord.
Multiple package
Single package

Palmo for main and secondary leaf



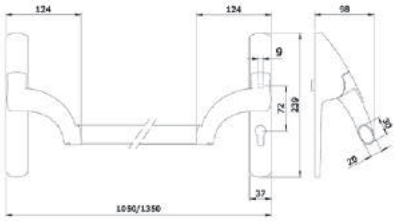

Palmo panic exit device for FIRE RESISTANT doors, **FOR MAIN AND SECONDARY LEAF, REVERSIBLE**, can be used with panic exit mortice locks and counterlocks with 9 mm handle follower.
Center distance mm 72, with handle follower rotation **30°.** BLACK painted.
Templates. Assembly instructions.
SQUARE SPINDLE NOT INCLUDED. CE EN1125 marking and ICIM product certification.
Accessories to be ordered separately:
Lock 2141**65* - Counterlock 2126**65* - Counterlock 2127**65*
Oval bar 9459* - Striking plate 032094
Microswitch 94100160 - Door handles 032*
Square spindle 9479* - Accessories 0321*4

PVD finish	**949000020379**	1	-	1	NO
Painted BLACK	**949000050379**	1	-	1	YES
Painted METAL GREY	**949000070379**	1	-	1	YES

Anti GERM : antibacterial protection

Certifications


Certificazione di Prodotto
Product Certification

The ICIM certification as per EN 1125 is only valid if the operating bar in this page is used in conjunction with ISEO locks, stricking plates, counterlocks and accessories as indicated in the next page. Whoever uses a certified panic exit device in conjunction with locks, counterlocks, accessories and/or stricking plates different from the ones specified by ISEO shall be responsible for compliance with EN 1125.

All the updated certificates can be downloaded from our web site: www.iseoserrature.it

0425

Palmo for main and secondary leaf

The panic exit device for fire resistant doors with MORTICE LOCK FOR MAIN LEAF is made up of a horizontal bar which operates the locking mechanism through the handle follower. The operation of the bar causes the rotation of the handle follower, unlocks the lock and opens the door. Reversible mechanism for usage on right or left handed doors. All versions can be used with a microswitch that signals door openings.

Locking mechanism	Bar	Lock	Striking plate
9490000*0379	9459*	21411*65*	032094

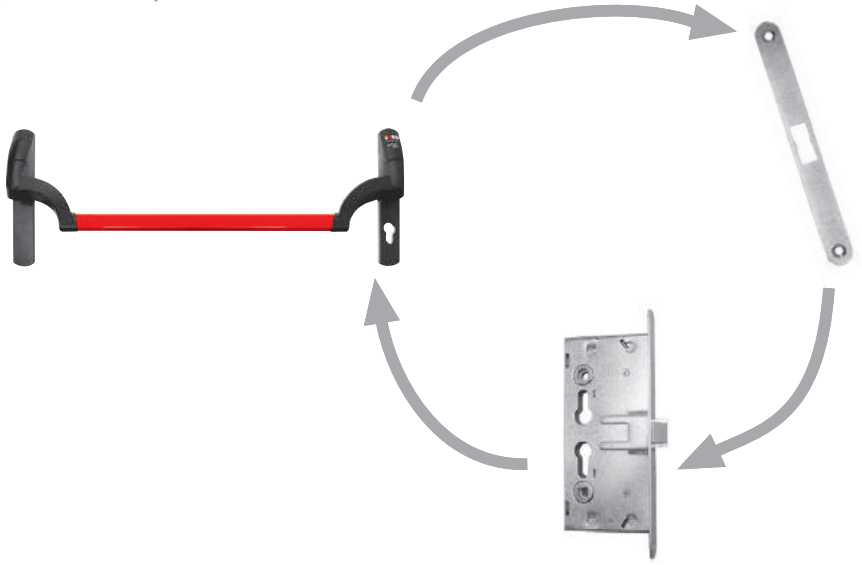

The panic exit device for fire resistant doors with MORTICE COUNTERLOCK FOR SECONDARY LEAF is made up of a horizontal bar which operates the locking mechanism through the handle follower.
The operation of the bar causes the rotation of the handle follower of the counterlock, by which the upper and the lower rod will move inside, the latchbolt of the panic exit lock in the main leaf will be released and both leafs can be opened. Reversible mechanism for usage on right or left handed doors. All versions can be used with a microswitch that signals door openings.

Locking mechanism	Bar	Counterlock	Accessories
9490000*0379	9459*	2126**65*	0321*4
9490000*0379	9459*	2127**65*	0321*4

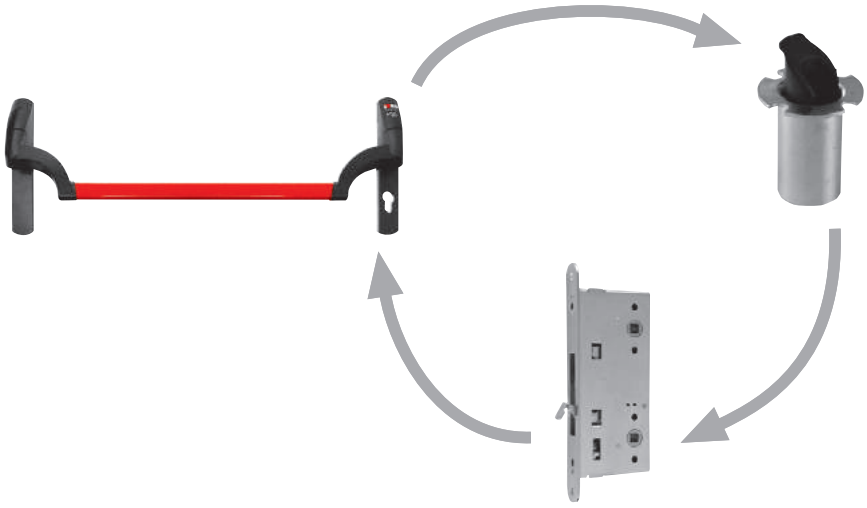

Accessories

	Code	Single package	Multiple package	Min. ord.	Anti GERM

Horizontal oval bar for panic exit devices **IDEA - Palmo SERIES 94C - 9490**.
Length mm **1130**

INOX	**945922**	1	-	1	NO
Painted WHITE	**945924**	1	-	1	YES
Painted BLACK	**945925**	1	-	1	YES
Painted RED	**945928**	1	-	1	YES
Painted METAL GREY	**945927**	1	-	1	YES

Horizontal oval bar for panic exit devices **IDEA - Palmo SERIES 94C - 9490**.
Length mm **1330**

INOX	**945932**	1	-	1	NO
Painted RED	**945938**	1	-	1	YES
Painted METAL GREY	**945937**	1	-	1	YES



Microswitch, to be fitted in exit devices.
SERIES 9490.
Can be used in conjuction with security systems. Fixing screws. Instructions sheet. **94100160** 1 - 1 NO



Microswitch, to be installed in the bracket of the **94C*** series,
"IDEA Base" and **"Bolt"** chassis, used to detect door opening.
Can be used with security systems. Instructions. **94100060** 1 - 1 NO

Push-Infilare for main and secondary leaf



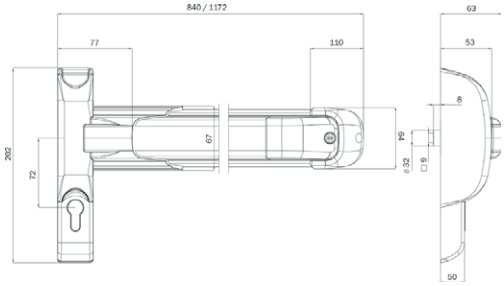

Push-Infilare panic exit device for FIRE RESISTANT doors, **FOR MAIN AND SECONDARY LEAF**, **REVERSIBLE**, to be used with a panic exit mortice lock and counterlocks with 9 mm handle follower.
CENTER DISTANCE 72 MM with handle follower rotation **30°**.
Shortenable fixing plate allowing the assembly also without the cylinder.
Templates. Assembly instructions. SQUARE SPINDLE NOT INCLUDED.
CE EN1125 mark and ICIM product certification.
Accessories to be ordered separately:
Lock 2141**65* - 214910654*- Counterlock 2126**65*
Counterlock 2127**65* - Striking plate 032094.
Accessories 0321*4.
Microswitch 94400060 - Door handles 032*.
Square spindle 9479*.

Code	Single package		Multiple package	Min. ord.	Anti GERM
Length mm 840. Chassis and bar painted METAL GREY	**94F008477379**	1	-	1	YES
Length mm 840. Chassis painted BLACK and bar painted RED	**94F008458379**	1	-	1	YES
Length mm 840. Chassis and bar painted WHITE	**94F008444379**	1	-	1	YES
Length mm 1165. Chassis and bar painted METAL GREY	**94F011777379**	1	-	1	YES
Length mm 1165. Chassis painted BLACK and bar painted RED	**94F011758379**	1	-	1	YES
Length mm 1165. Chassis and bar painted WHITE	**94F011744379**	1	-	1	YES
Length mm 1300. Chassis and bar painted METAL GREY	**94F013077379**	1	-	1	YES
Length mm 1300. Chassis painted BLACK and bar painted RED	**94F013058379**	1	-	1	YES

Anti GERM: antibacterial protection

Certifications


ICIM
Certificazione di Prodotto
Product Certification

The ICIM certification as per EN 1125 is only valid if the operating bar in this page is used in conjunction with ISEO locks, stricking plates, counterlocks and accessories as indicated in the next page. Whoever uses a certified panic exit device in conjunction with locks, counterlocks, accessories and/or stricking plates different from the ones specified by ISEO shall be responsible for compliance with EN 1125.

All the updated certificates can be downloaded from our web site: www.iseoserrature.it

Push-Infilare for main and secondary leaf

The panic exit device for fire resistant doors with MORTICE LOCK FOR MAIN LEAF is made up of a horizontal bar which operates the locking mechanism through the handle follower. The operation of the bar causes the rotation of the handle follower, unlocks the lock and opens the door. Supplied in sizes mm 840 and 1165, shortenable to mm 330, reversible mechanism in metal grey or red/black finish for usage on right- or left-handed doors. All versions can be used with a microswitch that signals door openings. Shortenable fixing plate allowing the assembly also without the cylinder.

Bar	Lock	Striking plate
94F0*****379	2141**65*	032094
94F0*****379	214910654*	032094



The panic exit device for fire resistant doors with MORTICE COUNTERLOCK FOR SECONDARY LEAF is made up of a horizontal bar which operates the locking mechanism through the handle follower. The operation of the bar causes the rotation of the handle follower of the counterlock, by which the upper and lower rod will move inside, the latchbolt of the panic exit lock in the main leaf will be released and both leafs can be opened. Supplied in sizes mm 840 and 1165, shortenable to mm 330, reversible mechanism in metal grey or red/black finish for usage on right- or left-handed doors. All versions can be used with a microswitch that signals door openings. Shortenable fixing plate allowing the assembly also without the cylinder.

Bar	Counterlock	Accessories
94F0*****379	2126**65*	0321*4
94F0*****379	2127**65*	0321*4



ICIM CERTIFIED PRODUCT

CE 0425

Code

Single package

Multiple package

Min. ord.

Anti GERM

Push-Palmo for main and secondary leaf





Push Palmo panic exit device for FIRE RESISTANT doors, **FOR MAIN AND SECONDARY LEAF**, **REVERSIBLE**, to be used with a panic exit mortice lock and counterlocks with 9 mm handle follower. **CENTER DISTANCE 72 MM** with handle follower rotation **30°**. Mechanism in red/black painted finish. Templates. Assembly instructions.
SQUARE SPINDLE NOT INCLUDED. CE EN1125 mark and ICIM product certification.

To be ordered separately:

Lock 2141**65* - Counterlock 2126**65* - Counterlock 2127**65*
Kit of thermoexpanding gaskets 94000020 - Striking plate 032094
Accessories 0321*4
Microswitch 94400030 - Door handles 032*
Square spindle 9479*

Length mm 811	**94490815839**	1	-	1	YES
Length mm 1161	**94491165839**	1	-	1	YES

Anti GERM: antibacterial protection

Certifications


ICIM
Certificazione di Prodotto
Product Certification

The ICIM certification as per EN 1125 is only valid if the operating bar in this page is used in conjunction with ISEO locks, stricking plates, counterlocks and accessories as indicated in the next page. Whoever uses a certified panic exit device in conjunction with locks, counterlocks, accessories and/or stricking plates different from the ones specified by ISEO shall be responsible for compliance with EN 1125.

All the updated certificates can be downloaded from our web site: www.iseoserrature.it

Push-Palmo for main and secondary leaf

The panic exit device for fire resistant doors with MORTICE LOCK FOR MAIN LEAF is made up of a horizontal bar which operates the locking mechanism through the handle follower. The operation of the bar causes the rotation of the handle follower, unlocks the lock and opens the door. Supplied in sizes mm 811 and 1161, shortenable to mm 330, reversible mechanism for usage on right- or left-handed doors. All versions can be used with a microswitch that signals door openings.

Bar	Lock	Striking plate
94490815839	2141**65*	032094
94491165839	2141**65*	032094

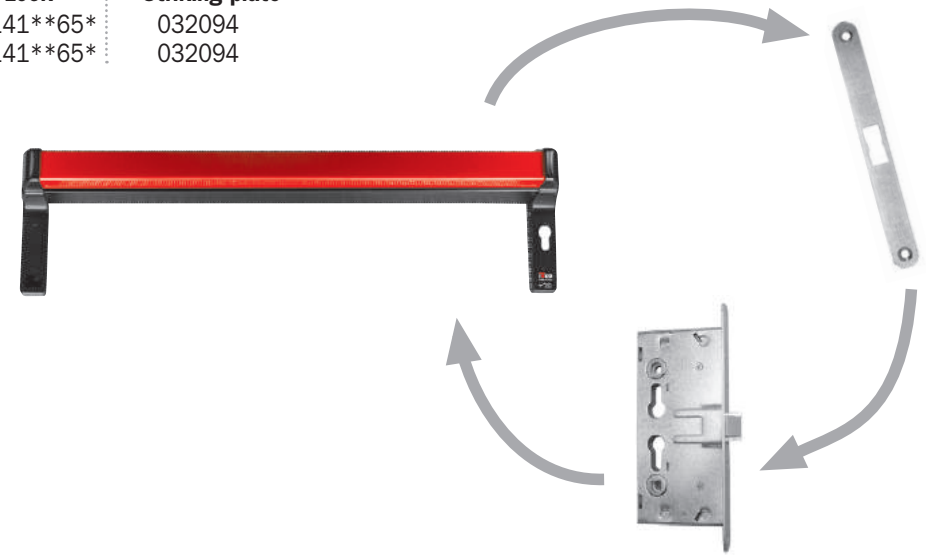

The panic exit device for fire resistant doors with MORTICE COUNTERLOCK FOR SECONDARY LEAF is made up of a horizontal bar which operates the locking mechanism through the handle follower. The operation of the bar causes the rotation of the handle follower of the counterlock, by which the upper and lower rod will move inside, the latchbolt of the panic exit lock in the main leaf will be released and both leafs can be opened. Supplied in sizes mm 811 and 1161, shortenable to mm 330, reversible mechanism for usage on right- or left-handed doors. All versions can be used with a microswitch that signals door openings.

Bar	Counterlock	Accessories
94490815839	2126**65*	0321*4
94490815839	2127**65*	0321*4
94491165839	2126**65*	0321*4
94491165839	2127**65*	0321*4

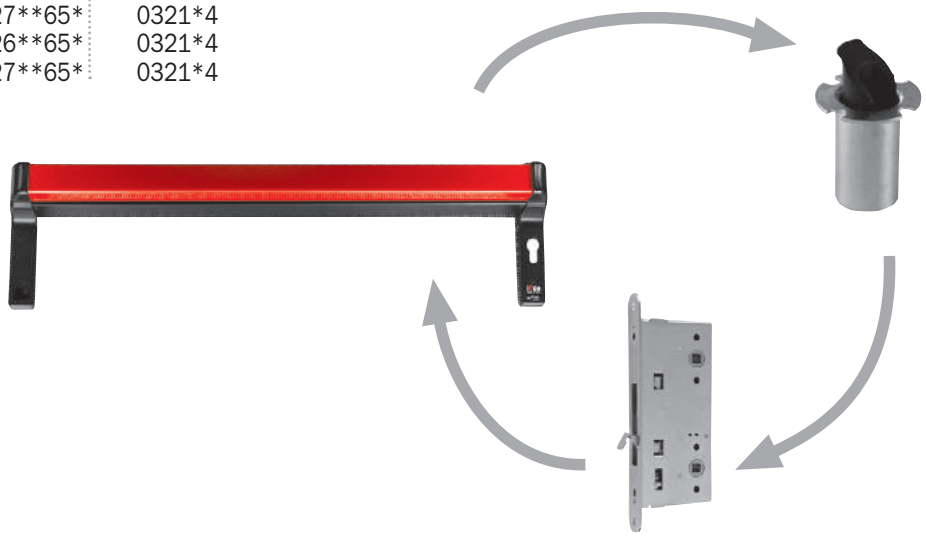

Accessories

		Code	Single package	Multiple package	Min. ord.
	Microswitch detecting door openings, to be fitted in the **Push Palmo series 9449** mechanism. Can be used in conjuction with security systems. Instructions sheet.	**94400030**	1	-	1
	Microswitch, to be installed in the bracket of the **94F*** and **"Push" 9424** chassis, used to detect door opening. Can be used with security system. Instructions.	**94200060**	1	-	1
	Cover with cylinder hole for European profile cylinder for **Push Palmo** bars **series 9449** for panic exit mortice locks with **center distance 72/92 mm**. In BLACK painted zinc diecast.	**040840**	10	-	10

Pad-Infilare for main and secondary leaf



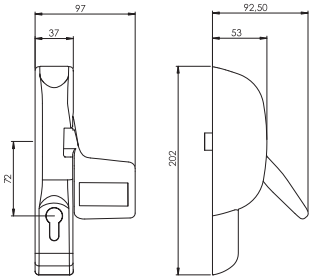

Emergency exit device PAD Infilare for FIRE RESISTANT doors,
FOR MAIN AND SECONDARY LEAF, REVERSIBLE,
can be used with panic exit mortice locks
and counterlocks with 9 mm handle follower.
Centre distance mm 72, with handle follower rotation 30°.
Templates. Assembly instructions.
SQUARE SPINDLE NOT INCLUDED.
CE EN179 marking and ICIM product certification.
Accessories to be ordered separately:
Lock 21411*65* - Counterlock 2126**65*
Counterlock 2127**65* - Striking plate 032094
Square spindle 9479* - Accessories 0321*4 - Door handles 032*

	Code	Single package	Multiple package	Min. ord.	Anti GERM
Painted BLACK	**94G000050379**	1	-	1	YES
Painted METAL GREY	**94G000070379**	1	-	1	YES

Anti GERM: antibacterial protection

Certifications

The ICIM certification as per EN 179 is only valid if the DEVICE in this page is used in conjunction with ISEO locks, stricking plates, counterlocks and accessories as indicated in the next page. Whoever uses a certified DEVICES in conjunction with locks, counterlocks, accessories and/or stricking plates different from the ones specified by ISEO shall be responsible for compliance with EN 179.

All the updated certificates can be downloaded from our web site: www.iseoserrature.it

Pad-Infilare for main and secondary leaf

The EMERGENCY EXIT DEVICE for fire resistant doors with mortice lock for main leaf is made up of an OPERATING DEVICE which operates the lock through the handle follower. The operation of the MOVING LEVER causes the rotation of the handle follower, unlocks the lock and opens the door. Reversible mechanism for usage on right or left handed doors.
Shortenable fixing plate allowing the assembly also without the cylinder.

Locking mechanism	Lock	Striking plate
94G0000*0379	21411*65*	032094

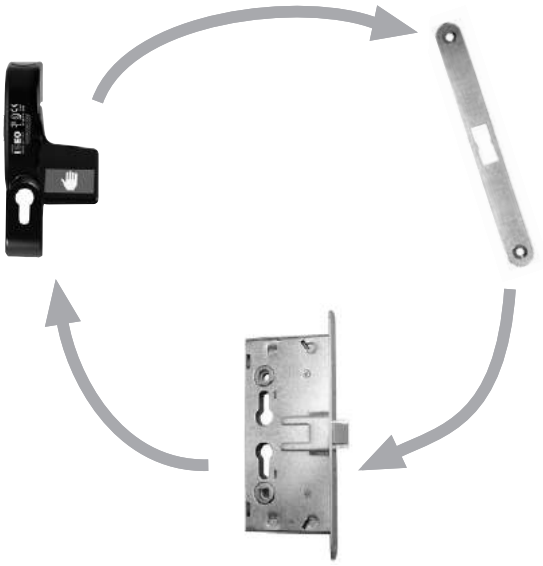

The EMERGENCY EXIT DEVICE for fire resistant doors with MORTICE COUNTERLOCK FOR SECONDARY LEAF is made up of a OPERATING DEVICE which operates the lock through the handle follower. The operation of the mechanism causes the rotation of the handle follower of the counterlock, by which the upper and lower rod will move inside, the latchbolt of the panic exit lock in the main leaf will be released and both leafs can be opened. Reversible mechanism for usage on right or left handed doors.

Locking mechanism	Counterlock	Accessories
94G0000*0379	2126**65*	0321*4
94G0000*0379	2127**65*	0321*4

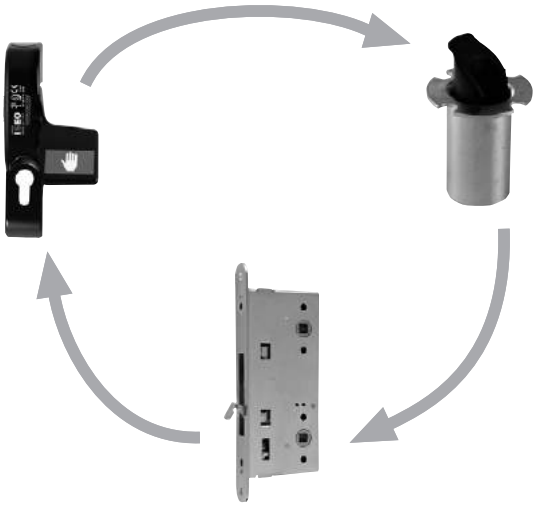

Handles

	Code	Single package	Multiple package	Min. ord.



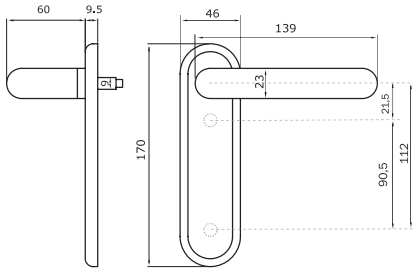

Plate with handle and without cylinder hole.
For fire resistant doors and panic exit fire resistant doors **EN179.**
Supplied with: fixing screws for doors up to mm 63.

STAINLESS STEEL	**032532**	1	30	30



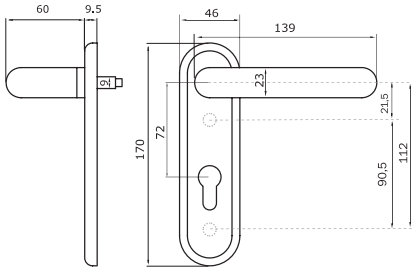

Plate with handle and cylinder hole.
For fire resistant doors and panic exit fire resistant doors **EN179.**
Supplied with: fixing screws for doors up to mm 63.

STAINLESS STEEL	**032432**	1	30	30
GREY	**032433**	1	30	30
BLACK	**032435**	1	30	30



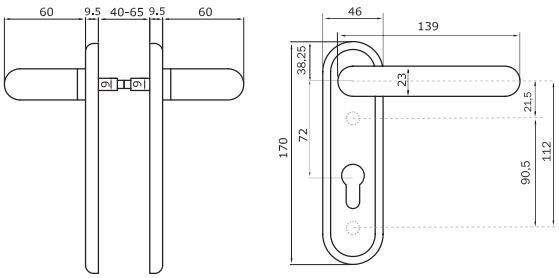

Handle set with cylinder hole.
For fire resistant doors and panic exit fire resistant doors **EN179.**
Supplied with: handle follower mm 125, fixing screws for doors up to mm 63.

STAINLESS STEEL	**032412**	1	30	30
GREY	**032413**	1	30	30
BLACK	**032415**	1	30	30

		Code	Single package	Multiple package	Min. ord.

Handles



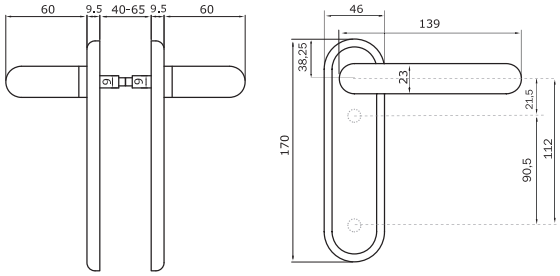

Handle set without cylinder hole.
For fire resistant doors and panic exit fire resistant doors **EN179.**
Supplied with: handle follower mm 125, fixing screws for doors up to mm 63.

BLACK	**032515**	1	30	30



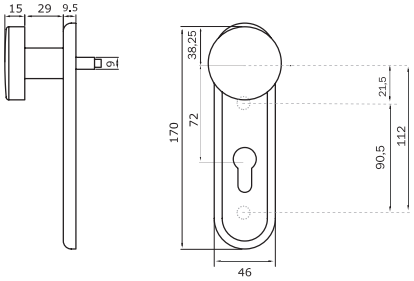

Plate with knob and cylinder hole.
For fire resistant doors and panic exit fire resistant doors **EN179.**
Supplied with: fixing screws for doors up to mm 63.

STAINLESS STEEL	**032462**	1	30	30
BLACK	**032465**	1	30	30



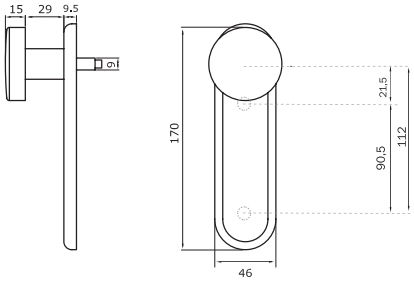

Plate with knob and without cylinder hole.
For fire resistant doors and panic exit fire resistant doors **EN179.**
Supplied with: fixing screws for doors up to mm 63.

GREY	**032423**	1	30	30
BLACK	**032425**	1	30	30

Handles



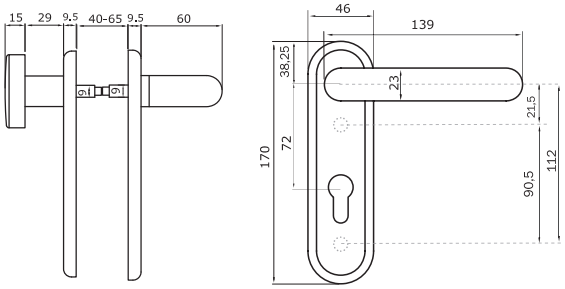

Handle set with knob and cylinder hole.
For fire resistant doors and panic exit fire resistant doors **EN179.**
Supplied with: fixing screws for doors up to mm 63.

	Code		Single package	Multiple package	Min. ord.
STAINLESS STEEL	**032402**		1	30	30
GREY	**032403**		1	30	30
BLACK	**032405**		1	30	30



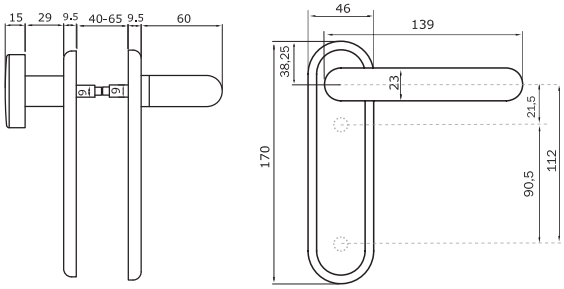

Handle set with knob and without cylinder hole.
For fire resistant doors and panic exit fire resistant doors **EN179.**
Supplied with: fixing screws for doors up to mm 63.

	Code		Single package	Multiple package	Min. ord.
GREY	**032503**		1	30	30
BLACK	**032505**		1	30	30

		Code	Single package	Multiple package	Min. ord.

Accessories



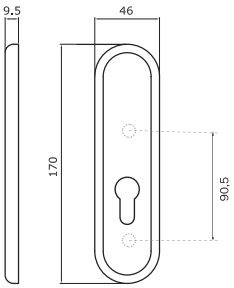

External plate without handle/knob, with cylinder hole.
For fire resistant doors and panic exit fire resistant doors.
Supplied with: fixing screws for doors up to mm 63.
BLACK **032455** 1 30 30



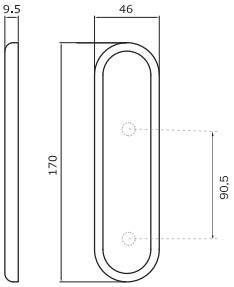

External plate without handle/knob without cylinder hole.
For fire resistant doors and panic exit fire resistant doors.
Supplied with: fixing screws for doors up to mm 63.
BLACK **032445** 1 30 30

Accessories

	Code	Confezione singola	Confezione multipla	Min. ord.
 Square spindle mm 9, length **mm 125**	**947900**	10	-	10
 **Splitted** square spindle mm 9				
mm 55/38	**947910**	10	-	10
mm 55/55	**947920**	10	-	10
mm 65/25	**947990**	10	-	10
mm 65/30	**947980**	10	-	10
mm 65/40	**947970**	10	-	10
 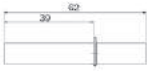 Square spindle mm 9, length **mm 62,** with seeger	**947930**	10	-	10


SWISSDOOR
DØRTEKNIK FOR PROFESSIONELLE

SWISSDOOR
DØRTEKNIK FOR PROFESSIONELLE

Door closers

Registered community design

CE

What is the CE marking?

The CE marking on a product signifies that the manufacturer will have fulfilled all the essential requirements as listed by all the EU Directives and EU Regulations applicable to the product.

The CE marking is issued by Notified Bodies such as ICIM (Italy), WARRINGTON (United Kingdom), AENOR (Spain), MPA Dortmund (Germany), etc.

The CE marking:

- according to CRP Regulation, is mandatory on controlled door closing devices (EN1154), door coordinator devices (EN1158), electrically powered hold-open devices (EN1155) suitable for fire resisting and/or smoke control doorsets;

- guarantees that the product can be freely circulated in the European market;

- indicates that the product conforms to all the essential requirements of the applicable harmonized standards.

It is mandatory to put the CE marking on the product and in the user manual and/or on the packaging.

The CE certificate of constancy of performance issued by a Notified Body guarantees that all the initial type tests (mechanical, environmental, fire) and the production system meet the European harmonized standards.

The manufacturer draws up the Declaration of Performance (DoP) based on the certificate of constancy of performance issued by a Notified Body.

EN1154 in a few words

The EN1154 is harmonized with the EU Regulation 305/2011 CPR.

The EN1154 supersedes any other national standards.

The EN1154 specifies requirements for controlled door closing devices for swing doors, such devices being mounted on or in the frame, on or in the door, or in the floor.

The scope is limited to manually operated door closing devices where the energy for closing is generated by the user upon opening the door, such that when the door is released, it returns to a closed position, in a controlled manner.

Devices such as spring hinges, which do not exert a checking control during door closing, are outside the scope of this standard.

EN1154 classification

Category of use
Grade 3
for closing door from at least 105° open

Grade 4
for closing door from 180° open

Door closer power size
Seven door closer power sizes have been identified according to the door mass. When a door closer has a minimum and maximum force, this must be indicated e.g.: 2/3

Door closer power size	Recommended door leaf width (max.)	Door mass
1	<750 mm	20 kg
2	850 mm	40 kg
3	950 mm	60 kg
4	1100 mm	80 kg
5	1250 mm	100 kg
6	1400 mm	120 kg
7	1600 mm	160 kg

Safety
Grade 1: all door closers are required to satisfy the essential requirement of safety in use.

Consequently, only grade 1 is defined.

4 8 4 1 1 3

Durability
Only one grade is defined.

Grade 8 = 500,000 test cycles

Suitability for use on fire/smoke doors
Grade 0: not suitable for use on fire/smoke doors
Grade 1: suitable for use on fire/smoke doors

Due to their low closing moments door closers size 1 and 2, without adjustable closing force, are not considered suitable for use on fire/smoke door assemblies. The door closer shall not include a hold-open device unless it is an electrically powered device in accordance with EN 1155.

Corrosion resistance
Grade 0:
no defined corrosion resistance
Grade 1:
Mild resistance
Grade 2:
Moderate resistance
Grade 3:
High resistance
Grade 4:
Very high resistance

CE Marking on fire resisting and/or smoke control doorsets

Starting from 1st of September 2016 it will be possible to put CE marking on fire resisting and/or smoke control doorsets according to EU Regulation 305/2011 CPR and harmonized standard EN16034:2014 - Pedestrian doorsets, industrial, commercial, garage doors and openable windows - Product standard, performance characteristics - Fire resisting and/or smoke control characteristics. Beginning from that date, the present procedures will coexist for a period of 3 years. During that period the manufacturer can choose whether to put the CE marking on the door, or to use the current homologations rules.

The below mentioned essential characteristics have to be declared by the fire/smoke resisting doors manufacturer following the Declaration of Performance (DoP):

Resistance to fire (EI/EW): is the capability of the products to provide "integrity" (E), and "insulation" (I) or "radiation" (W) followed by the minutes for which the requirement is satisfied (e.g. EI90 means that the doorset maintains fire resistance for at least 90 minutes)

Smoke resistance (S): is the capability of the products to prevent smoke leakage at a given temperature (e.g. S_{200} means that the doorset maintains smoke resistance requirements until 200°C, S_a means ambient temperature)

Ability to release and durability: is the ability to release of the hold open device of a doorset and/or openable window to ensure reliable closing of the doorset and from a defined position

Ability of self-closing and durability: is the ability of an open doorset to close fully into its frame and engage any latching device that may be fitted, without human intervention, by stored energy, or by mains power backed up by stored energy in case of power failure.

Hardware for fire resisting and/or smoke control doorsets

The EN16034 refers to the following standards:

- EN 15269 EXAP (EXtended APplication) series used by Notified Bodies to extend the test results to other doorsets configurations.

- EN 16035 Hardware performance sheet (HPS). Identification and summary of test evidence to facilitate the inter-changeability of building hardware for application to fire resisting and/or smoke control doorsets and/or openable windows

The EN16035 requires that each family of hardware is accompanied by a document called "HPS - Hardware Performance Sheet". The HPS is like a "hardware identity card", and contains information required by the Notified Body that, by using EXAP can approve hardware for different types of fire resisting and/or smoke control doorsets.

Adjustment available according to the door closer

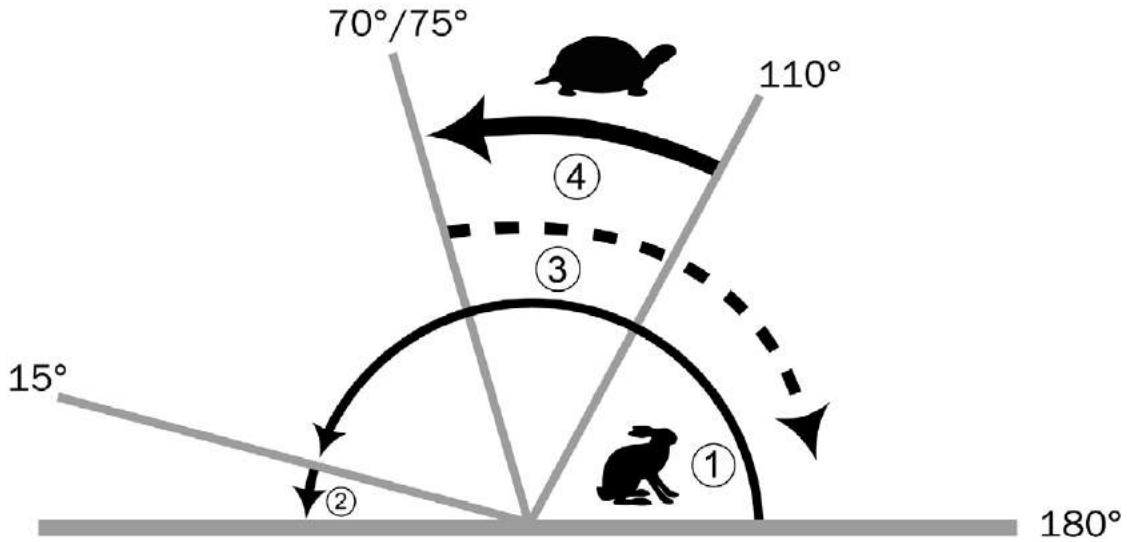

1. Closing speed adjustment

This adjustment performs from the maximum opening range up to the last 15 degrees. It adjusts the closing speed of the door in the above described range.

2. Latching action

This adjustment performs during the final 15 degrees of closing action. The final latching allows the door to close quickly, firmly or smoothly.

3. Adjustable backcheck

This adjustment starts from 70°. It allows hydraulic slowing down of the door when it is opened. It is possible to set the reduction rate as required.
This adjustment is mainly used on doors that open outwards (e.g. emergency exits, etc).

Adjustments available according to the door closer

4. Adjustable delayed closing action

This adjustment performs within a range from minimum opening angle of 90° to 75°. It allows the door closing to be delayed. It is possible to set a delay of 90 seconds from 90° to 75° for example.

5. Closing force adjustment

This adjustment is not represented in the drawing on the previous page. However it allows you to adjust the closing force according to the door requirements. This adjustment can be achieved in two different ways:
- adjustment screw
- moving the body or the arm position

IS9100



TOP QUALITY
For doors up to 1100 mm in width and 160 kg in weight.
For internal doors and doors opening outwards (single action door, non handed).

	Code	Single package	Multiple package	Min. ord.
Drive Unit IS9100 (without cover and arm)	**379210003**	1	-	1
ARMS AND ACCESSORIES				
Single cover	**379510003**	1	-	1
Standard arm	**379300003**	1	-	1
Sliding arm	**379350003**	1	-	1
Axle extension 30 mm	**379014303**	1	-	1
Axle extension 60 mm	**379014603**	1	-	1
Upgrade card “full energy”	**37901600A**	1	-	1

TECHNICAL SPECIFICATIONS

Application conditions	- Ambient temperature: -15°C +50°C
	- Air humidity max. 93 % non-condensing
	- Power supply: 230 Vac +10%/-15%, 50Hz
	- Protection grade: IP 20
Max. power input	120 Watt
Closing force EN1154	EN2-4 adjustable (also after installation)
Max. door panel weight	120kg or 160kg with upgrade card “Full Energy”
	depending on the door panel width.
Door panel width	700 – 1100 mm
Min. clearance between the hinges of the 2 door panels	1400 mm
Max. lintel depth with standard arm	Up to 225 mm
Device weight	12 kg
Power supply for external devices	24 Vdc +/-5%, 1,5 A
Door opening angle	Max 110°, depending on the type of installation
Fuse on power supply (not included)	16 A
Noise during operation	Max 50 dB
Software (Firmware)	On-site upgrading
Signalling	- Leds: green, red, yellow
	- Display for programming
Advanced features	- Temperature related overload protection
	- Driving speed automatic optimization
Dimensions (LxHxD)	685 x 70 x 130 mm

IS9100

Application:
Drive IS9100 is an electromechanical swing door operator for single or double leaves doors.
It can be installed both on new and existing doors. It can be operated in 2 modes: automatic swing door operator mode (i.e. opening after a pulse generated by motion sensor or pushbutton) and manual opening mode (i.e. the device is used as a traditional door closer).
Drive is equipped either with a sliding arm for the installation on pull side or with a standard arm for the installation on push side with lintel depth of 225 mm maximum.

An integrated internal selector allows to easily set 4 different functions:
- Off;
- Automatic;
- Permanent opening;
- Exit only.

In case of power failure, the device works like a simple door closer.
With the manual opening mode, the function “power assist” allows to make the opening more comfortable.

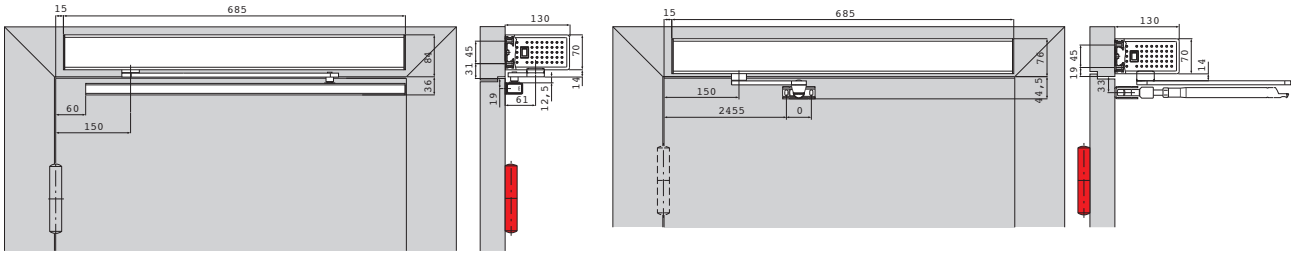

Technical drawings available in the instruction manual

Installation/Arm configuration:
Sliding arm: pull side
Sliding arm: push side (not suitable for fire resistant doors)
Standard arm: push side
Standard axle extension 9 mm (included)

Features:
- Speed adjustment.
- Hold open door adjustment.
- Safety sensor management
- Lock open input management
- Latching action adjustment
- Function “Push & Go”
- Emergency opening or closing programmable (Fail Safe or Fail Secure)
- Force adjustment from 2 to 4 according to standard EN1154
- Opening angle adjustment: until 110°
- Low noise functioning (<50dB)
- Temperature overload protection
- Wind impact automatic adaptation
- Integrated in Iseo Access Control Systems

CONNECTIONS:

INPUTS:
1. Connecting terminals: max 1.5 mm2
2. Potential-free activator: internal and external (NO contact)
3. Powered activator (intercom, key switch,...):
- 8 – 24 Vdc/Vac + 5%
- NO contact/NC contact
4. Safety Sensor (intercom, key switch,...):
- hinge side and opposite hinge side (NC contact)
5. Test signal for safety sensor: hinge side and opposite hinge side
6. Shutdown drive function: NC contact/NO contact

OUTPUTS:
1. Connecting terminals: max 1.5 mm 2
2. Potential-free status contact (relais): Programmable
- Door closed
- Door open
- Error
- Door closed and locked

Fire prevention
Electrically
powered hold open device

ISEO®

CE EN1155
EN1154
EN1158
EN0333

BCS2000



TOP QUALITY
Can be fitted to all types of doors, up to 120 kg in weight and 1250 mm in width.
Minimum door closer adjustments: closing speed, latching action or silent closing, backcheck, delayed closing action.

	Code	Single package	Multiple package	Min. ord.
BCS2000/1 for single leaf:				
BCS2000/1 with door closer IS65 force 3	**380302N3**	1	-	1
(for a leaf width up to 950mm)				
BCS2000/1 with door closer IS315 force 3-5	**380302N5**	1	-	1
(for a leaf width up to 1250mm)				
BCS2000/2 adjustable per double leaves:				
BCS2000/2 with door closer IS65 force 3	**380310N3**	1	-	1
(for leaves width up to 950mm)				
BCS2000/2 with door closer IS315 force 3-5	**380310N5**	1	-	1
(for leaves width up to 1250mm)				

TECHNICAL SPECIFICATIONS

Force of door closer	Depending on article, either force 3 or force 3-5
Valve 1 (on door closer)	Thermo-constant closing speed
Valve 2 (on door closer)	Latching action
Valve 3 (on door closer)	Backcheck (only with IS315)
Valve 4 (on door closer)	Delayed closing action (only with IS315)
Compliance EN1155	3|5|3-5|1|1|3
Compliance EN1154	3|8|3-5|1|1|3
Compliance EN1158 (BCS2000/2)	3|5|3-5|1|1|3
Compliance EN1634	Suitable for fire/smoke resistant doors
EMC	In compliance
Maximum doors holding position	Till 160° depending on doors
Electromagnet adjustment	Each leaf is adjustable separately in holding force and in angle
Electromagnet working mode	Fail secure mode
Power supply	Automatic dual-voltage 24-48Vdc
Power consumption	BCS2000/1 = 1.3W, BCS2000/2 = 2.5W
Condition for the use	Operational safety and comfort from -15°C to +40°C
Slide channel dimensions	BCS2000/1 : 42.6 x 36.5 x 700 (mm)
	BCS2000/2 : 42.6 x 36.5 x from 1250 to 1900 or 2500 (mm)
Weight	BCS2000/1 + IS65 = 3,8 kg; BCS2000/1 + IS315 = 5,1 kg
	BCS2000/2 + IS65 = 6,7 kg; BCS2000/2 + IS315 = 8,7 kg

Fire prevention
Electrically
powered hold open device

ISEO®

CE EN1155
EN1154
EN1158
EN0333

BCS2000

BCS2000/1 + IS65

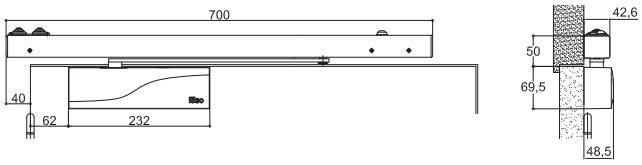

BCS2000/2 adjustable + IS65

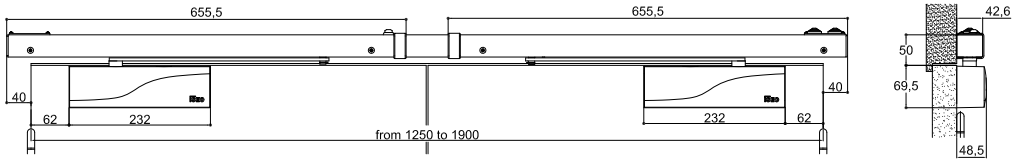

Technical drawings available in the instruction manual

Application:
- Product hold doors open thanks to its electromagnet.
- In case of fire detection, fire alarm panel activate door closing by failure of power supply.
- People can evacuate because only door closer function stay active.

Application field:
- For single or double leaves
- For fire resistant door
- Installation on pull side (standard)
- Installation push side (limited)
- Door width max.: 1250mm
- Door weight max.: 120kg

Versions/accessories:
- 2 versions for single leaf depending on door width (up to 950 mm with door closer in force 3)
- 2 versions for double leaves depending on door width. These products are supplied in 3 parts, with a central part adjustable in length.

Features:
- Non-handed installation on pull side (single or double doors).
- Door closer with ISEO design and closing speed adjustable per valves.
- All devices are included in aesthetical slide channel.
- Automatic dual voltage 24-48 Vdc (standard equipment).
- Connection possible into both ends (aligned with hinges) with pluggable terminal block directly inside the product.
- Triple protection on electric card, against over-voltage, short circuit and current feedback.
- One electro magnet adjustable in force and in position per leaf.
- On top, there is a button with 2 functions:
  - Activate electromagnet at the first installation or after fire alarm (switch on/off function).
  - Close doors without pull on leaves.
- Door coordinator included for the version BCS2000/2.
- Contacts of position in free potential to know if the door is closed or hold open.
- Electronic delay action function can be activated.
- One LED to indicate product status information.
- Closing time adjustment steady and reliable.
- 2 years warranty.

Fire prevention
Electrically powered
free-swing door closer

ISEO®

CE EN1155
EN1154
EN0333

FL96 Evo



Can be fitted to all types of doors, up to 60 kg in weight and 950 mm in width.
Door closer adjustments: closing speed, latching action.

	Code	Single package	Multiple package	Min. ord.
FL96 EVO				
FL96 evo dual voltage 24-48Vdc - fail secure mode	**379964**	1	-	1
FL96 evo dual voltage 24-48Vdc - fail secure mode with contact of position (door position: open/closed)	**379965**	1	-	1
Arm extension kit 2 positions	**379970**	1	-	1

TECHNICAL SPECIFICATIONS

Force of door closer	3
Valve 1 on door closer	Thermo-constant closing speed
Valve 2 on door closer	Latching action
Compliance EN1155:1997+A1:2002+AC:2006	
& EN1154:1996+A1:2002+AC:2006	3 | 8 | 3 | 1 | 1 | 0 |
Compliance EN1634	Suitable for fire/smoke resistant doors
Opening angle	105° (hinges side) or 160° with accessory
Safety valve	Included
Type of arm	Free arm
Condition for the use	Operational safety and comfort from -15°C to +40°C
Dimensions	380 x 63 x 53 (mm)
Product weight	3.36 kg

Fire prevention
Electrically powered
free-swing door closer

ISEO®

CE EN1155
EN1154
EN0333

FL96 Evo

Waiting position

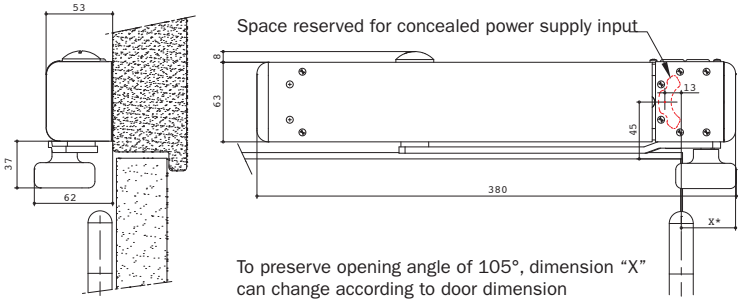

To preserve opening angle of 105°, dimension "X" can change according to door dimension ("X" common = 43mm)

Active position

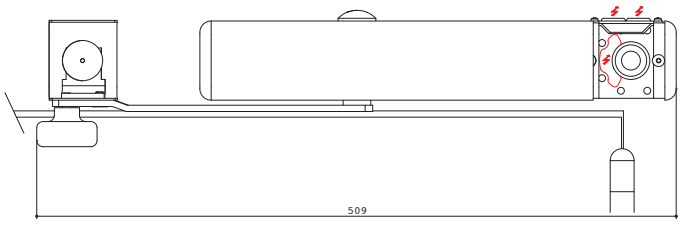

Technical drawings available in the instruction manual

Application:
- Device which leaves door totally free in normal condition.
- In case of fire detection, fire detector or fire alarm panel blocks the door by failure of power supply.
- The electromagnet releases the arm which, thanks to the wheel, closes completely the door whatever its position.

Application field:
- For single action door supplied
- Non handed (in DIN right)
- For fire resistant door
- Product installation always on frame, in pull side
- Door width max.: 950mm
- Door weight max.: 60kg

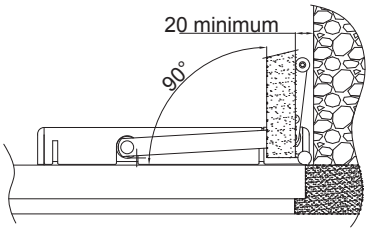

1st configuration: right angle arm

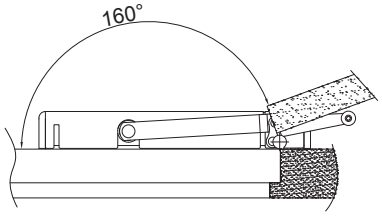

2nd configuration: long arm

Versions/accessories:
- Version standard.
- Version with contact of position.
- Arm extension kit 2 positions: (pieces you need to add to standard arm of FL96 evo)
  - 1st configuration: right angled arm, useful when there is a wall perpendicular and very close to the door.
  - 2nd configuration: long arm, useful when you want to increase maximum opening angle to 160°.

Features:
- Full cover in waiting position. Brushed aluminium finish.
- Closing speed adjustable by valves.
- Closing time adjustment steady and reliable.
- 2 possibilities for power supply input.: either on the top or directly inside.
- Automatic electronic card with dual voltage 24-48Vdc including connection with pluggable terminal block directly inside the product.
- Concealed fixing.
- Non-handed, even with both configuration of arm extension kit 2 positions.
- Contact of position in free potential to know if the door is closed and if the arm is always in waiting position (C, NO, NC).
- 2 years warranty.

CE EN 1154

IS315



Colours:

Silver	■
White	□
Black	■



TOP QUALITY
Can be fitted to all types of doors, up to 120 kg in weight and 1250 mm in width.
Adjustment: closing speed, latching action or silent closing, backcheck, delayed closing action.

IS315 SLIDING ARM	Code	Single package		Multiple package	Min. ord.
IS315 force EN 3-5 - finish: silver	**377150033**	1	-	1	
IS315 force EN 3-5 - finish: white RAL9016	**377150034**	1	-	1	
IS315 force EN 3-5 - finish: black RAL9005	**377150035**	1	-	1	
IS315 RV force EN 3-5 - finish: silver	**377150133**	1	-	1	

TECHNICAL SPECIFICATIONS

Force	3 - 5
Valve 1	Thermo-constant closing speed
Valve 2	Latching action
Valve 3	Backcheck (BC)
Valve 4	Delayed closing action between 140° and 75° (DC)
Force adjustment	Using BTR screw
Compliance EN1154	4 | 8 | 5 / 3 | 1 | 1 | 3 |
Compliance EN1634	Suitable for fire/smoke resistant doors
Opening angle	180° (hinges side)
Safety valve	Included
Type of arm	Sliding arm
Condition for the use	Operational safety and comfort from -15°C to +40°C
Dimensions	302 x 74 x 51,5 (mm)
Product weight	3,4 kg

CE EN 1154

IS315

IS315

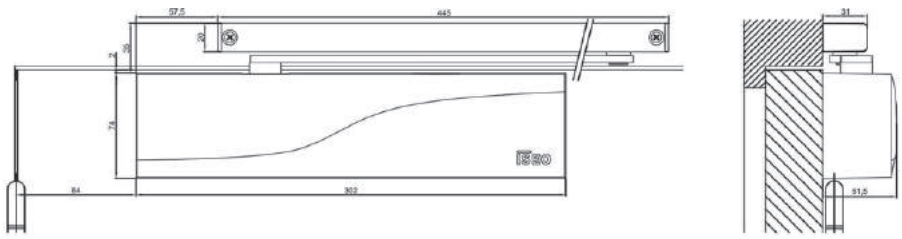

IS315 RV

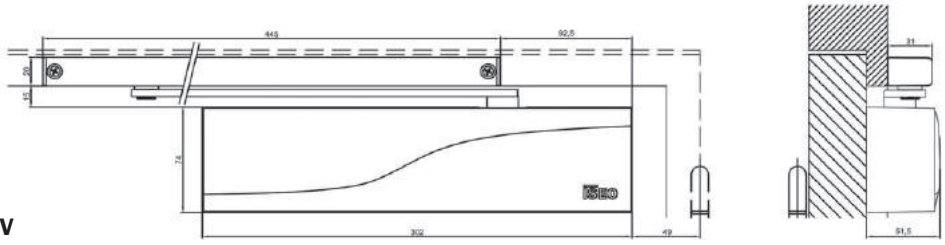

Technical drawings available in the instruction manual

Application field:
- For internal doors and doors opening outwards
- For single action door
- Non-handed for mounting on door or on frame (right or left opening)
- For fire resistance door and smoke proof door
- For every type of door set material (wood, aluminium, steel, etc.)
- Door width max. 1250 mm
- Door weight max. 120 kg.

Versions/accessories:
- Standard colours: silver, white and black.
- IS315 RV (silver only) door leaf installation opposite hinge side.
- Accessories:
  - Cushioned limit stay: CLS (deed stop unit common to all guide rail door closer).
  - Adjustable hold open device: HOD (only one item for every slide channel of our new range).
  - Mounting plate.

Features:
- Full cover with new design ISEO protecting every adjustment valves.
- Closing and opening speed adjustable by valves present on the front of the device allowing an easy adjustment.
- Door closer with delayed closing action as standard, adjustable by valve, to allow a delayed closing time as by customer needs. Useful for buildings where a longer passage through the doorway is required (for persons and goods).
- Door closer with backcheck as standard, adjustable by valve, for outwards opening doors ensuring a controlled opening to protect door and wall against wind effect.
- Concealed fixing.
- Low resistance during door opening.
- Anti-vandalism arm.
- Closing time adjustment steady and reliable.
- 2 years warranty.

CE EN 1154

IS310



Colours:

Silver	
White	
Black	





TOP QUALITY
Can be fitted to all types of doors, up to 160 kg in weight and 1400 mm in width.
Adjustment: closing speed, latching action or silent closing, backcheck, delayed closing action.

	Code	Single package	Multiple package	Min. ord.
IS310 STANDARD ARM				
IS310 force EN 3-6 - finish: silver	**376100033**	1	-	1
IS310 force EN 3-6 - finish: white RAL9016	**376100034**	1	-	1
IS310 force EN 3-6 - finish: black RAL9005	**376100035**	1	-	1

TECHNICAL SPECIFICATIONS

Force	3 - 6
Valve 1	Thermo-constant closing speed
Valve 2	Latching action
Valve 3	Backcheck (BC)
Valve 4	Delayed closing action between 140° and 75° (DC)
Force adjustment	Using BTR screw
Compliance EN1154	4 | 8 | 6 - 3 | 1 | 1 | 3 |
Compliance EN1634	Suitable for fire/smoke resistant doors
Opening angle	180°
Safety valve	Included
Type of arm	Standard arm
Condition for the use	Operational safety and comfort from -15°C to +40°C
Dimensions	302 x 74 x 51,5 (mm)
Product weight	2,75 kg

CE EN 1154

IS310

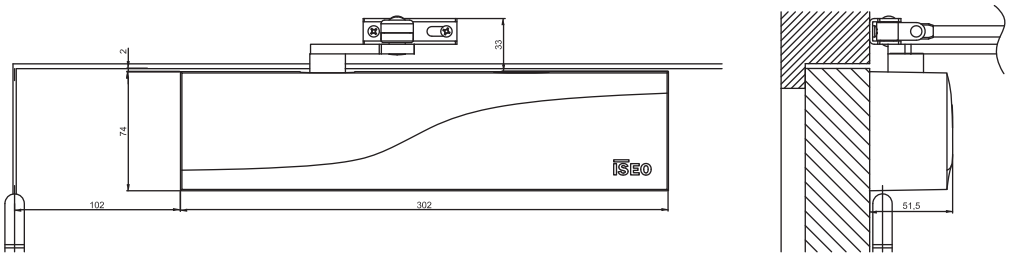

Technical drawings available in the instruction manual

Application field:
- For internal doors and doors opening outwards
- For single action door
- Non-handed for mounting on door or on frame (right or left opening)
- For fire resistance door and smoke proof door
- For every type of door set material (wood, aluminium, steel, etc.)
- Door width max. 1400 mm
- Door weight max. 160 kg.

Versions/accessories:
- Standard colours: silver, white and black.
- Accessories:
  - Parallel arm bracket (PAB) installation opposite hinges with the body on the door. Equip with a standard door closer. The force changes from 2 to 5.
  - Mounting plate.

Features:
- Full cover with new design ISEO protecting every adjustment valves.
- Closing and opening speed adjustable by valves present on the front of the device allowing an easy adjustment.
- Door closer with delayed closing action as standard, adjustable by valve, to allow a delayed closing time as by customer needs. Useful for buildings where a longer passage through the doorway is required (for persons and goods).
- Door closer with backcheck as standard, adjustable by valve, for outwards opening doors ensuring a controlled opening to protect door and wall against wind effect.
- Concealed fixing.
- Low resistance during door opening.
- Closing time adjustment steady and reliable.
- 2 years warranty.

CE EN 1154

IS115



Colours:

Silver	■
White	□
Black	■



Can be fitted to all types of doors, up to 100 kg in weight and 1100 mm in width.
Adjustment: closing speed, latching action or silent closing, backcheck.

	Code	Single package	Multiple package	Min. ord.
IS115 SLIDING ARM				
IS115 force EN 2-4 - finish: silver	**375150013**	1	-	1
IS115 force EN 2-4 - finish: white RAL9016	**375150014**	1	-	1
IS115 force EN 2-4 - finish: black RAL9005	**375150015**	1	-	1
IS115 RV force EN 2-4 - finish: silver	**375150113**	1	-	1

TECHNICAL SPECIFICATIONS

Force	2 - 4
Valve 1	Thermo-constant closing speed
Valve 2	Latching action
Valve 3	Backcheck (BC)
Valve 4	-
Force adjustment	Using BTR screw
Compliance EN1154	4 | 8 | 4 - 2 | 1 | 1 | 3 |
Compliance EN1634	Suitable for fire/smoke resistant doors
Opening angle	180° (hinges side)
Safety valve	Included
Type of arm	Sliding arm
Condition for the use	Operational safety and comfort from -15°C to +40°C
Dimensions	302 x 74 x 51,5 (mm)
Product weight	3,3 kg

CE EN 1154

IS115

IS115

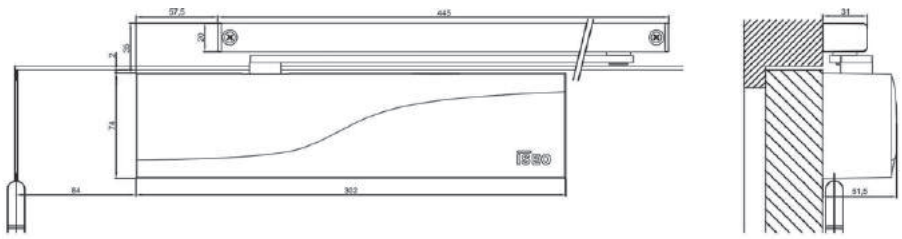

IS115 RV

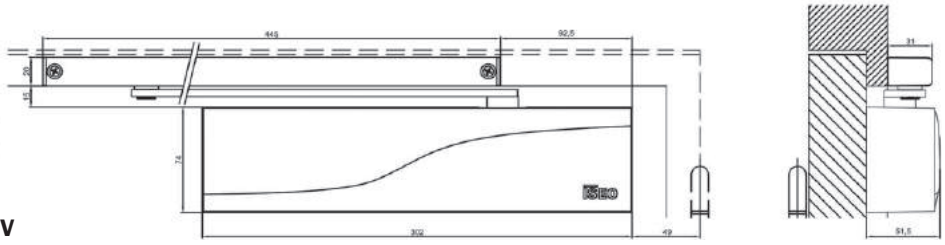

Technical drawings available in the instruction manual

Application field:
- For internal doors and doors opening outwards
- For single action doors
- Non-handed for mounting on door or on frame (right or left opening)
- For fire resistance doors and smoke proof doors
- For every type of door set material (wood, alu, steel, etc.)...
- Door width max. 1100 mm
- Door weight max. 100 kg.

Versions/accessories:
- Standard colours: silver, white and black.
- IS115 RV (silver only) door leaf installation opposite hinge side.
- Accessories:
  - Cushioned limit stay: CLS (only one item for every slide channel of our new range).
  - Adjustable hold open device: HOD (only one item for every slide channel of our new range).
  - Mounting plate.

Features:
- Full cover with new design ISEO protecting every adjustment valves.
- Closing and opening speed adjustable by valves present on the front of the device allowing an easy adjustment.
- Door closer with backcheck as standard, adjustable by valve, for outwards opening doors ensuring a controlled opening to protect door and wall against wind effect.
- Concealed fixing.
- Low resistance during door opening.
- Anti-vandalism arm.
- Closing time adjustment steady and reliable.
- 2 years warranty.

CE EN 1154

IS110



Colours:

Silver	■
White	□
Black	■





Can be fitted to all types of doors, up to 100 kg in weight and 1100 mm in width.
Adjustment: closing speed, latching action or silent closing, backcheck.

	Code	Single package	Multiple package	Min. ord.
IS110 STANDARD ARM				
IS110 force EN 2-4 - finish: silver	**374100013**	1	-	1
IS110 force EN 2-4 - finish: white RAL9016	**374100014**	1	-	1
IS110 force EN 2-4 - finish: black RAL9005	**374100015**	1	-	1
		1	-	1
IS110 HOLD OPEN ARM				
IS110 force EN 2-4 - finish: silver	**374101013**	1	-	1
IS110 force EN 2-4 - finish: white RAL9016	**374101014**	1	-	1
IS110 force EN 2-4 - finish: black RAL9005	**374101015**	1	-	1

TECHNICAL SPECIFICATIONS

Force	2 - 4
Valve 1	Thermo-constant closing speed
Valve 2	Latching action
Valve 3	Backcheck (BC)
Valve 4	-
Force adjustment	Using BTR screw
Compliance EN1154	4 | 8 | 4 - 2 | 1 | 1 | 3 |
Compliance EN1634	Suitable for fire/smoke resistant doors
Opening angle	180°
Safety valve	Included
Type of arm	Standard arm
Condition for the use	Operational safety and comfort from -15°C to +40°C
Dimensions	232 x 68 x 48,5 (mm)
Product weight	1,87 kg

CE EN 1154

IS110

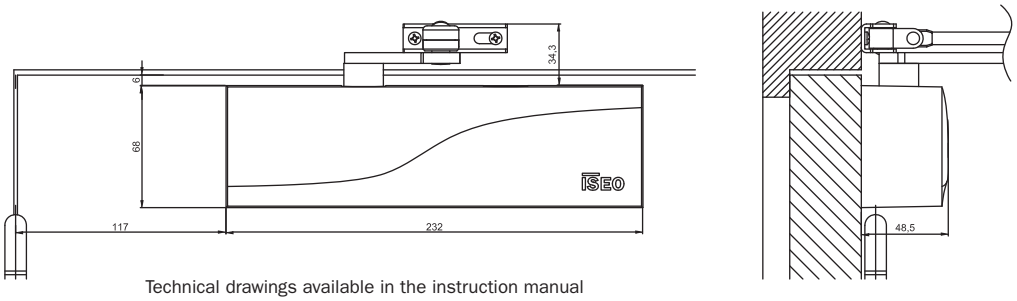

Technical drawings available in the instruction manual

Application field:
- For internal doors and doors opening outwards
- For single action doors
- Non-handed for mounting on door or on frame (right or left opening)
- For fire resistance doors and smoke proof doors
- For every type of door set material (wood, aluminium, steel, etc.)...
- Door width max. 1100 mm
- Door weight max. 100 kg.

Versions/accessories:
- Standard colours: silver, white and black.
- Version with standard arm and hold open arm.
- Accessories:
  - Parallel arm bracket (PAB) installation opposite hinges with the body on the door. Equip with a standard door closer. The force change from 1 to 3.
  - Mounting plate.

Features:
- Full cover with new design ISEO protecting every adjustment valves.
- Closing and opening speed adjustable by valves present on the front of the device allowing an easy adjustment.
- Door closer with backcheck as standard, adjustable by valve, for outwards opening doors ensuring a controlled opening to protect door and wall against wind effect.
- Concealed fixing.
- Low resistance during door opening.
- Closing time adjustment steady and reliable.
- 2 years warranty.

CE EN 1154

IS65



Colours:

Silver	■
White	□
Black	■



Can be fitted to all types of doors, up to 80 kg in weight and 950 mm in width.
Adjustment: closing speed, latching action or silent closing.

IS65 SLIDING ARM	Code	Single package		Multiple package	Min. ord.
IS65 force EN 3 - finish: silver	**373150003**	1	-	1	
IS65 force EN 3 - finish: white RAL9016	**373150004**	1	-	1	
IS65 force EN 3 - finish: black RAL9005	**373150005**	1	-	1	

TECHNICAL SPECIFICATIONS

Force	3
Valve 1	Thermo-constant closing speed
Valve 2	Latching action
Valve 3	-
Valve 4	-
Force adjustment	-
Compliance EN1154	4 | 8 | 3 | 1 | 1 | 2 |
Compliance EN1634	Suitable for fire/smoke resistant doors
Opening angle	180° (hinges side)
Safety valve	Included
Type of arm	Sliding arm
Condition for the use	Operational safety and comfort from -15°C to +40°C
Dimensions	232 x 68 x 48,5 (mm)
Product weight	2,07 kg

CE EN 1154

IS65

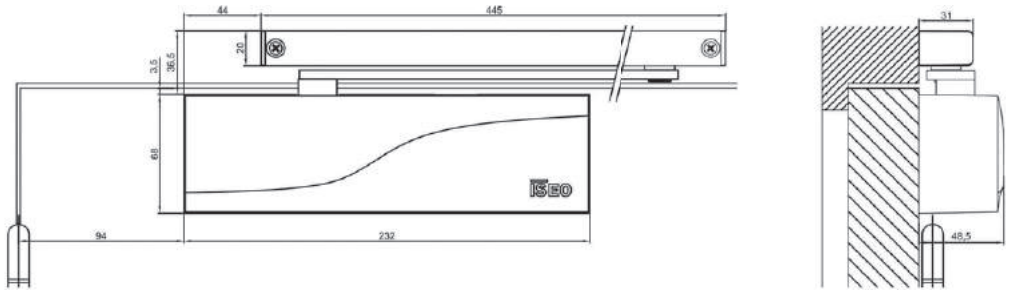

Technical drawings available in the instruction manual

Application field:
- For internal door.
- For single action door
- Non-handed for mounting on door or on frame (right or left opening)
- For fire resistance door and smoke proof door
- For every type of door set material (wood, aluminium, steel, etc.)
- Door width max. 950 mm
- Door weight max. 80 kg.

Versions/accessories:
- Standard colours: silver, white and black.
- Accessories:
  - Cushioned limit stay: CLS (only one item for every slide channel of our new range).
  - Adjustable hold open device: HOD (only one item for every slide channel of our new range).
  - Mounting plate.

Features:
- Full cover with new design ISEO protecting every adjustment valves.
- Closing and opening speed adjustable by valves present on the front of the device allowing an easy adjustment.
- Concealed fixing.
- Anti-vandalism arm.
- Closing time adjustment steady and reliable.
- 2 years warranty.

CE EN 1154

IS60



Colours:

Silver	■
White	□
Black	■







Can be fitted to all types of doors, up to 100 kg in weight and 1100 mm in width.
Adjustment: closing speed, latching action or silent closing.

	Code	Single package	Multiple package	Min. ord.
IS60 STANDARD ARM				
IS60 force EN 2/3/4 - finish: silver	**372100003**	1	-	1
IS60 force EN 2/3/4 - finish: white RAL9016	**372100004**	1	-	1
IS60 force EN 2/3/4 - finish: back RAL9005	**372100005**	1	-	1
IS60 HOLD OPEN ARM				
IS60 force EN 2/3/4 - finish: silver	**372101003**	1	-	1
IS60 force EN 2/3/4 - finish: white RAL9016	**372101004**	1	-	1
IS60 force EN 2/3/4 - finish: black RAL9005	**372101005**	1	-	1

TECHNICAL SPECIFICATIONS

Force	2/3/4
Valve 1	Thermo-constant closing speed
Valve 2	Latching action
Valve 3	-
Valve 4	-
Force adjustment	By positionning
Compliance EN1154	3 | 8 | 4/3 | 1 | 1 | 2 |
Compliance EN1634	Suitable for fire resistance door, flame proof door
Opening angle	180° (force 2 and 3 only)
Safety valve	-
Type of arm	Standard arm
Condition for the use	Operational safety and comfort from -15°C to +40°C
Dimensions	228 x 69 x 51 (mm)
Product weight	1,55 kg

CE EN 1154

IS60

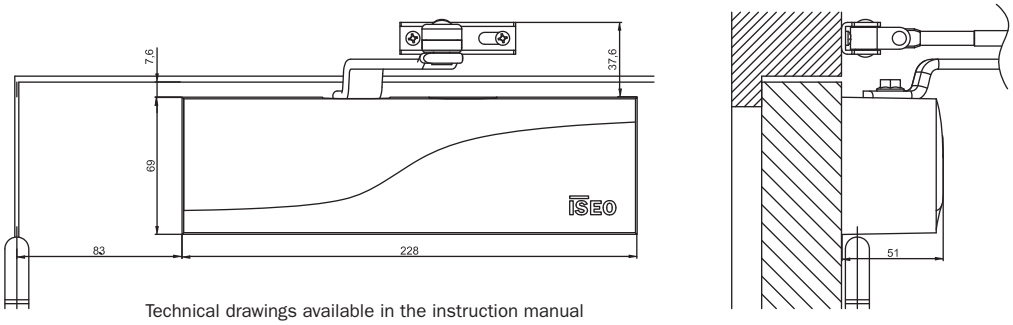

Technical drawings available in the instruction manual

Application field:
- For internal door.
- For single action door
- Non-handed for mounting on door or on frame (right or left opening)
- For fire resistance door and smoke proof door
- For every type of door set material (wood, aluminium, steel, etc.)
- Door width max. 1100 mm
- Door weight max. 100 kg.

Versions/accessories:
- Standard colours: silver, white and black.
- Version with standard arm and hold open arm.
- Accessories:
  - Mounting plate.

Features:
- Full cover with new design ISEO protecting every adjustment valves.
- Concealed fixing.
- Low resistance during door opening.
- Closing time adjustment steady and reliable.
- 2 years warranty.

c UL us
LISTED
669G

IS20



Colours:

Silver	■
White	□
Black	■



Can be fitted to all types of doors, up to 80 kg in weight and 950 mm in width.
Adjustment: closing speed, latching action or silent closing.

	Code	Single package	Multiple package	Min. ord.
IS20 STANDARD ARM				
IS20 force EN 2/3 - finish: silver	**371100003**	1	-	1
IS20 force EN 2/3 - finish: white RAL9016	**371100004**	1	-	1
IS20 force EN 2/3 - finish: black RAL9005	**371100005**	1	-	1
IS20 HOLD OPEN ARM				
IS20 force EN 2/3 - finish: silver	**371101003**	1	-	1
IS20 force EN 2/3 - finish: white RAL9016	**371101004**	1	-	1
IS20 force EN 2/3 - finish: black RAL9005	**371101005**	1	-	1

TECHNICAL SPECIFICATIONS

Force	2/3
Valve 1	Thermo-constant closing speed
Valve 2	Latching action
Valve 3	-
Valve 4	-
Force adjustment	By positionning
Compliance UL listed	Suitable for fire resistance door, flame proof door (outside Europe)
Opening angle	180°
Safety valve	-
Type of arm	Standard arm
Condition for the use	Operational safety and comfort from -15°C to +40°C
Dimensions	205 x 63 x 46 (mm)
Product weight	1,33 kg

c UL us
LISTED
669G

IS20

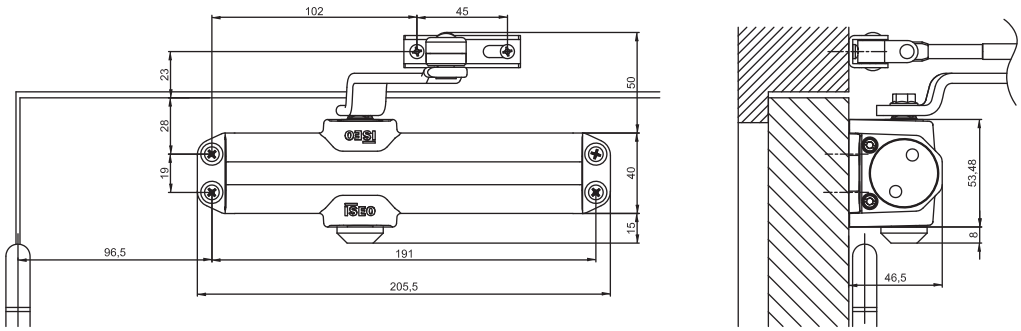

Technical drawings available in the instruction manual

Application field:
- For internal doors.
- For single action door
- Non-handed for mounting on door or on frame (right or left opening)
- For fire resistance door and smoke proof door
- For every type of door set (wood, aluminium, steel etc.)
- Door width max. 950 mm
- Door weight max. 80 kg.

Versions/accessories:
- Standard colours: silver, white and black.
- Version with standard arm and hold open arm.

Features:
- Softness opening thanks to arm moving.
- Closing time adjustment steady and reliable.
- 2 years warranty.

Accessories

	Code	Single package	Multiple package	Min. ord.
Accessories for sliding arm				
Cushioned limit stay: CLS	**370032000**	1	-	1
Adjustable hold open device: HOD	**370031000**	1	-	1
		1	-	1
Accessories for standard arm				
Parallel arm bracket (PAB) for IS310 and IS110 - finish: silver	**370020003**	1	-	1
Parallel arm bracket (PAB) for IS310 and IS110 - finish: white	**370020004**	1	-	1
Parallel arm bracket (PAB) for IS310 and IS110 - finish: black	**370020005**	1	-	1
Mounting plate				
Mounting plate for IS315-IS310-IS115 - finish: silver	**376010003**	1	-	1
Mounting plate for IS110-IS65 - finish: silver	**374010003**	1	-	1
Mounting plate for IS60 - finish: silver	**372010003**	1	-	1

SWISSDOOR
DØRTEKNIK FOR PROFESSIONELLE

ISEO®

www.iseo.com

Iseo Serrature s.p.a.
Via San Girolamo 13
25055 Pisogne (BS) - Italy
☎ +39 0364 8821
Fax +39 0364 882263
iseo@iseo.com

Via Don Fasola, 4
22069 Rovellasca (CO) - Italy
☎ +39 02 96740420
Fax +39 02 96740309
info.fiam@iseo.com

Iseo France s.a.s.
Zone Industrielle
1111, rue du Maréchal Juin
CS 90367 Vaux Le Pénil
77006 Melun Cédex - France
☎ +33 1 64835858
Fax +33 1 64879685
city.iseofrance@iseo.com

Iseo Middle East F.Z.E.
P.O. Box 61390
Jebel Ali, Dubai
United Arab Emirates
☎ +9 714 2957220
Fax +9 714 2957166
iseome@emirates.net.ae

Olso Meccanica s.r.l.
Via Loda 575 - 41018
San Cesario s.P. (MO) - Italy
☎ +39 059 927948
Fax +39 059 927972
info.olso@iseo.com

Feroneria Prod S.A.
Calea 6 Vănători 51-53
310162 Arad (AR) - România
☎ +40 257 250 225
Fax +40 257 257 127
feroneria@iseo.com

Iseo Asia Pacific Sdn Bhd
15-21 Jalan 22
Taman Bukit Kuchai
47190 Puchong, Selangor D.E
Malaysia
☎ +603 8075 3331
Fax +603 8075 9333
info@iseo.com.my

Iseo Deutschland GmbH
Wiesestraße 190
07548 Gera - Germany
☎ +49 365 73620
Fax +49 365 7362135
info.iseodeutschland@iseo.com

Cerraduras Iseo Ibérica S.L.
C/ Las Marineras 2
28864 Ajalvir - Madrid - Spain
☎ +34 91 8843200
Fax +34 91 8843003
iseo@iseoiberica.es

Iseo Projects and Access Control DMCC
P.O. Box 336998 JLT
Cluster T One Lake Plaza, Dubai
United Arab Emirates
☎ +9 714 5136162
Fax +9 714 5576488
iseoprojects@iseo.com

Microhard s.r.l.
Via Don Fasola, 4
22069 Rovellasca (CO) - Italy
☎ +39 02 96749084
Fax +39 02 73965117
info.mh@iseo.com

Iseo South Africa (Pty) Ltd
Unit C2, Maitland Industrial Park
733 Voortrekker Road, Maitland
7405 Cape Town - South Africa
☎ +27 21 593 0101
Fax +27 21 593 0110
sales@iseo.co.za

Iseo Beijing
Arch. Hardware Co.Ltd.
Room 2904 Bldg 11 Jianwai Soho
39 East 3RD Ring Road
Chaoyang District - Beijing
P.R. China 100021
☎ +86 10 5869 8079
Fax +86 10 5869 4282
info@iseo.com.my

Danish Seller

Swissdoor ApS
Stenhuggervej 2
5471 Soendersoe Denmark
VAT nr.: 32084222
Tlf. nr.: +45 8628 0000
mail@swissdoor.dk
www.swissdoor.dk

Non-contractual document. Subject to change.
Images are for illustrative purposes only.

Cod. 000101.33UK - Print 12/2016