

S-Line

Miniature safety edge system
for automatic doors, barriers,
public transport and transport/
emergency vehicles

Small, robust, suitable for self-assembly

- Excellent mechanical load capacity, resistant to knocks and kinks
- Can be discreetly integrated thanks to slim design
- Excellent insulation and protection against moisture penetration
- Conformity acc. to EN 12978

S-Line

For automatic doors, barriers and vehicles

Excellent safety levels with compact dimensions

S-Line safety edges protect crushing and shearing points on doors and moving machine parts with a wide range of profile sizes and the corresponding switching devices. From contact strips in a gluable rubber profile without overtravel to the miniature safety edge with click-fit foot, they are all suitable for safety applications in accordance with EN ISO 13856-2. The S-Line system is extremely easy to install.

Prefabricated or self-assembly

S-Line safety edges are based on the tried-and-tested principle of the contact strip drawn into the rubber profile. They are available both prefabricated at the factory and as individual components for self-assembly by the customer.

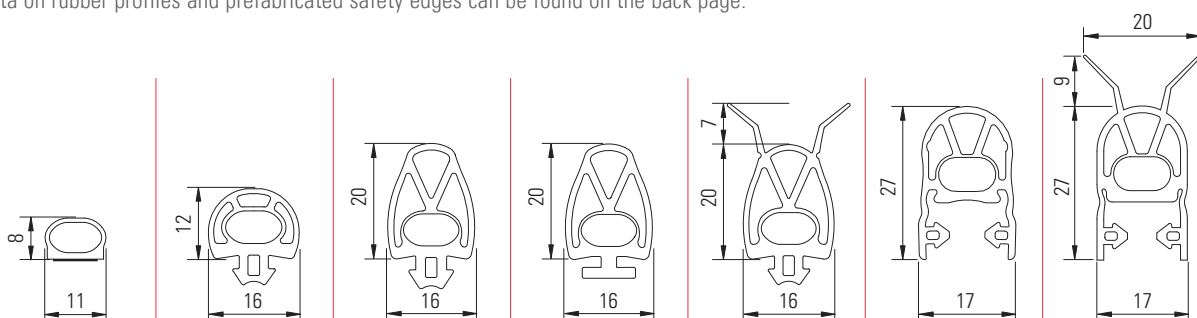


S-Line profile types

General technical data on rubber profiles and prefabricated safety edges can be found on the back page.

Dimensions

(Dimensions in mm, tolerances acc. to DIN ISO 3302-1, tl. E2)



Rubber profile	EPT011/008A0W	EPE016/012A0V	EPE016/020A0V	EPE016/020A0T	EPE016/020J2V	EPE016/026A0T	EPE016/026J2T
Article no.	210858	210728	263674	252452	210729	355064	244425
Packaging	50 m (roll)	50 m (box)	50 m (box)	50 m (box)	50 m (box)	50 m (box)	50 m (box)
Aluminium rail (max. length 6 m)	not necessary (self-adhesive)	AP-S	AP-S	AP-S	AP-S	AP-G2	AP-G2
End cap	ENA-10	ENA-10	ENA-10	ENA-10	ENA-10	EN-C26	EN-C26
Safety edges*	ELT011/008A0Wx	ELE016/012A0Vx	ELE016/020A0Vx	ELE016/020A0Tx	ELE016/020J2Vx	ELE016/026A0Tx	ELE016/026J2Tx
Response travel	2 mm	5 mm	6 mm	6 mm	5 mm	3 mm	3 mm
Response power	< 150 N	< 150 N	80 N	80 N	80 N	55 N	55 N
Overtravel*	0 mm 0 mm	1 mm 2 mm	5 mm 6 mm	5 mm 6 mm	5 mm 6 mm	4 mm 6 mm	4 mm 6 mm

*prefabricated **acc. to EN ISO 13856-2, temp. 23°C, test object ø 80 mm, measuring point C3

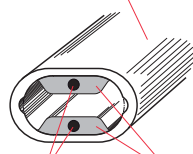


Contact strips and aluminium rails

ENT-7: small and robust

Resistant to knocks, kinks and water vapour

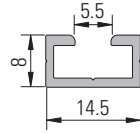
EPDM sleeve (non-conductive)



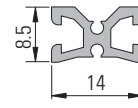
Tinsel wire EPDM stack (conductive)

The right rail for every profile

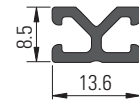
Extremely robust and available up to a length of 6 m



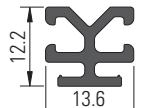
AP-S
Aluminium
Article no. 209599



AP-G2
Aluminium
Article no. 364286



PP-G2
Plastic
Article no. 244426



PP-G3
Plastic
Article no. 263734



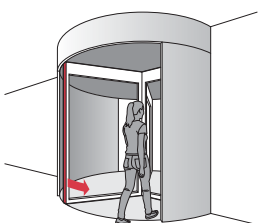
Reliable in every application

Situation

Revolving door

Solution

The vertically mounted S-Line safety edges provide reliable protection against trapping and crushing in the door panels. S-Line is combined with Merkur 2 microwave motion detectors for activation and UniScan active infrared presence detectors as collision protection to form a comprehensive overall solution.

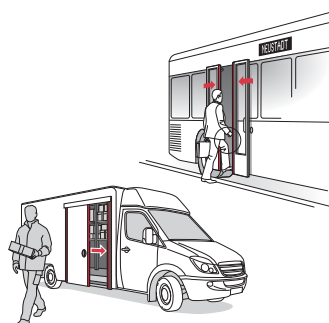


Situation

Bus and train doors / sliding door on transporter

Solution

When combined with a switching device, a system of S-Line safety edges provides reliable pinching protection at the primary and secondary closing edges of the door. Thanks to its slim design, the S-Line fits discreetly into the application area.

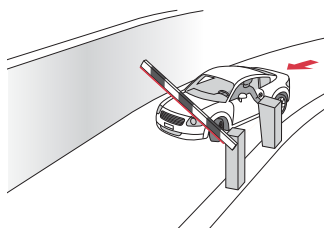


Situation

Barrier

Solution

The S-Line safety edge prevents injuries or vehicle damage as the barrier comes down. In addition, the ProLoop 2 loop detector controls the opening and closing of the barriers and the activation of parking ticket dispensers.




Situation

Luggage compartment door on coach / lifting door on transporters for valuables

Solution

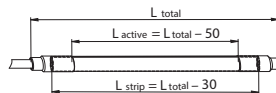
S-Line safety edges provide effective protection against injuries or damage on vehicle doors, ensuring that vehicles can be loaded and unloaded safely.



Ordering information

Ordering information for prefabricated safety edges

ELE016/012A0V	3	1	2500	2	8K
Type See overview on page 2	Contact strip 3 = ENT-7	Profile ends 1 = 8k2 resistor, with aluminium 2 = 2 cables, with aluminium 4 = 8k2 resistor, without aluminium 5 = 2 cables, without aluminium	Length Length of safety edge [mm]	Cable resistor Length [m] / (8K) left	Cable resistor Length [m] / (8K) right



Ordering information for prefabricated contact strips

ENT-7	4	2500	2	8K
Type ENT-7	End piece 2 4 = 8k2 resistor, cable 5 = 2 cables 6 = End piece without resistor	Length "L total" of the strip [mm]	Cable resistor Length [m] / (8K) left	Cable resistor Length [m] / (8K) right

Ordering information for components for self-assembly

Contact strips

Type	25 m roll	50 m roll	100 m roll
ENT-7	ENT-7/25 244419	ENT-7/50 244421	ENT-7/100 244422

End pieces

Type	without	8k2
Resist.	ENES-0 210680	ENES-8 210681

Type	0.5 m	2 m	4 m	7 m	10 m
Cable	ENES-K05 210682	ENES-K2 210684	ENES-K4 210691	ENES-K7 210692	ENES-K10 210683

Accessories / tools

209264	ENS-DS	Sealing plug for arcing chamber, bag of 50	
209265	ENS-DL	Sealing plug with hole for cable, bag of 50	
209263	ENSC	Standard end piece for EPE profiles, bag of 50	
210616	ENA-10	Terminating band for rubber profile, 10 m roll	
363025	EN-C26	End cap for rubber profile EPE016/026x	
210964	ES-BD	Sealing compound for profile seal, box with strips (sufficient for about 50 edges)	
211010	ES-KLEBER	Contact adhesive for sealing plugs / end caps, 20 g tube	
212001	ESS-PRESS	Pliers with jaws, box of 1 (for pressing the end pieces onto the contact strips)	
212876	GUMMI-SCHERE	Profile cutters, box of 1 (for cutting a rubber profile)	
210695	ENS-A12	Stopper piece, height: 12 mm, bag of 10	
210696	ENS-A20	Stopper piece, height: 20 mm, bag of 10	
213967	SPK-APD	Junction box to connect the cable from the end piece with a helix cable	
213966	SPK-3	Helix cable, Ø 6 mm, 4 litz wires of 0.5 mm ² , max. extension length 3 m or 5 m	
239889	SPK-5		

Technical data

Prefabricated safety edges

Temperature range	-20°C to +55°C
Max. length	6 m (longer lengths on request)
Insulating strength	1500 V AC
Max. load capacity	500 N
Dead zone	20 mm
Switching frequency	>100,000 (with test object ø 80 mm)
Connection cable	Double-jacketed cable, PVC, ø 4.7 mm, litz wires 2 x 0.34 mm ² , bending radius 10 mm, non-detachable
Protection class	IP65
Standards conformity	EN 12978, EN ISO 13856-2

ENT-7 contact strip

Dimensions (max.)	4.3 x 7.2 mm (H x W)
Operating temperature	-25°C to +60°C
Storage temperature	-40°C to +80°C
Material	EPDM
Contact material	Conductive EPDM
Current (min / max)	1 mA / 100 mA
Max. voltage	30 VADC
Resistance per unit length	< 2 ohm/m
Contact resistance	Typ. < 200 ohm, max. < 500 ohm
Response power	Approx. 5 N (with test object ø 20 mm)
Contact travel	Approx. 1 mm
Switching frequency	>100,000 (with test object ø 80 mm)

S-Line safety edges are combined with a safety switching device to form a certified system. You can find information to help you choose the right switching device in the "Switching devices" brochure, or simply get in touch with us directly.

Note

Technical details and recommendations concerning our products are based on experience and are an aid for the orientation of the user. Details stated in our brochures and data sheets do not guarantee special properties of the products. This does not apply to special product properties confirmed by us in writing or individually. Subject to technical alterations.

BBC Bircher Smart Access

Wiesengasse 20
8222 Beringen
Switzerland
Phone +41 52 687 11 11
info@bircher.com
www.bircher.com