



PrimeTec A PrimeScan A

The complete solution for activating and protecting sliding doors in acc. with EN 16005 and DIN 18650

Practical, flexible, slender

- **Convenient operation:**
Quick and easy to install
- **Wide range of possible applications:**
Field up to 4 metres wide with very flexible field settings
- **Top design:**
Modern and standardised



PrimeTec A / PrimeScan A


The complete solution for activating and protecting sliding doors in acc. with EN 16005 and DIN 18650

PrimeTec A protects and opens

Tried-and-tested radar technology is used for opening automatic doors. The active infrared curtain used for person protection is self-monitoring (in acc. with EN 16005 / DIN 18650) and is tested every time before the door panel closes. Various functions can be set according to the situation, for example: the field geometry of the active infrared curtain and of the radar or crossing traffic masking to avoid false activation.

PrimeScan A monitors the secondary closing edge

The active infrared curtain ensures optimum protection of the area at the side of the door. It protects people in the danger area of the opening door panel.



Your benefits


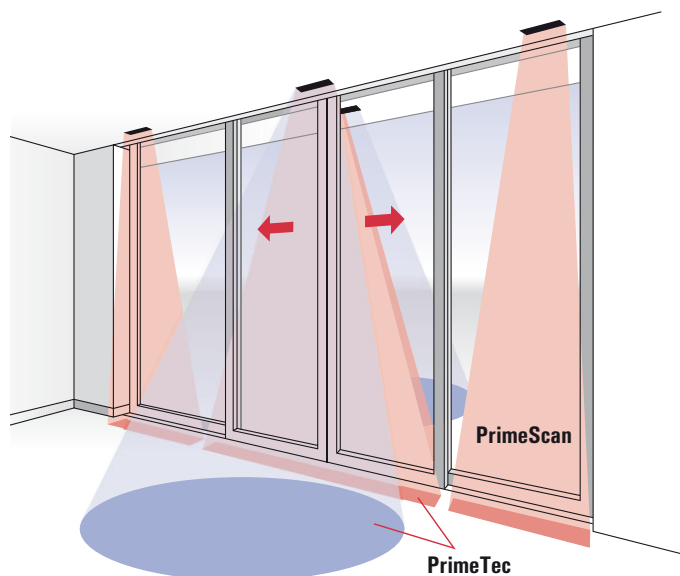
Quick and easy startup

- Automatic recognition of the test input
- Simple and straightforward operation by buttons, or configuration with bidirectional remote control
- Precise positioning of the AIR curtain thanks to inclination angle display on a clear scale



Field properties for additional safety

- Can even be used with wide and tall passage dimensions
- Mounting height up to 4 metres with an AIR field width of 4 metres
- Complies with EN 16005 / DIN 18650 at least, up to 3.5 metres
- Electronic field geometry setting options (by remote control or buttons on the detector)





Accessories

High-quality accessories make the innovative PrimeTec A and PrimeScan A detectors so versatile that they can be used in an extremely wide range of applications.



PTCAP
PrimeTec rain cover



PTIS
PrimeTec and
PrimeScan ceiling
installation set



PTIS IP65
PrimeTec and
PrimeScan ceiling
installation set



PTCM
PrimeTec and
PrimeScan
ceiling mounting



RegloBeam 2
Bidirectional
remote control



Safe in every application

Situation

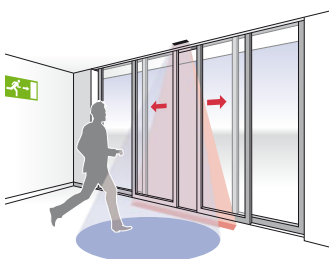
Activation and protection of sliding doors in escape and rescue routes (FRW)

Solution

- The PrimeTec A can be used for escape and rescue routes. Two variants (voltage and frequency output) enable the most common escape and rescue route drives to be activated

Advantage

- A complete sensor kit with standardised operation and modern design



Situation

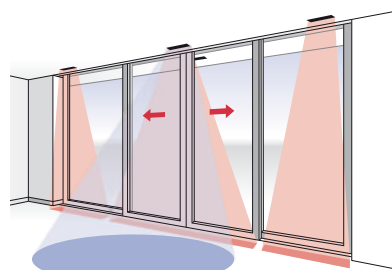
Activation and protection of tall and very wide sliding doors

Solution

- The PrimeTec A is able to protect doors up to 4 metres wide at a mounting height of 4 metres

Advantage

- Only a single detector is required for wide doors



Situation

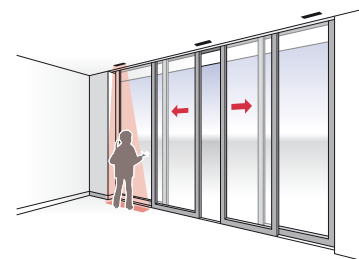
Protection of the secondary closing edge

Solution

- Various field geometry setting options enable the field to be individually adjusted

Advantage

- Optimum safety even under difficult ambient conditions



Order details

Article no.	Description	
260501	PrimeTec A ES bk (11.5–32 VDC)	
266425	PrimeTec A ES si (11.5–32 VDC)	
266420	PrimeTec A ES wt (11.5–32 VDC)	
261067	PrimeTec A ES/02 bk (AC/DC, 11–28 VAC/12–32 VDC, solid state relay output)	
267415	PrimeTec A ES/02 si (AC/DC, 11–28 VAC/12–32 VDC, solid state relay output)	
267414	PrimeTec A ES/02 wt (AC/DC, 11–28 VAC/12–32 VDC, solid state relay output)	
260503	PrimeTec A ES.SM.V bk (voltage output)	
266422	PrimeTec A ES.SM.V si (voltage output)	
266419	PrimeTec A ES.SM.V wt (voltage output)	
260504	PrimeTec A ES.SM.F bk (frequency output)	
266423	PrimeTec A ES.SM.F si (frequency output)	
263919	PrimeTec A ES.SM.F wt (frequency output)	
260511	PrimeScan A bk (11.5–32 VDC)	
266426	PrimeScan A si (11.5–32 VDC)	
266421	PrimeScan A wt (11.5–32 VDC)	
266168	PTCAP Rain Cover (PrimeTec)	
266169	PTCM Ceiling Mounting (PrimeTec and PrimeScan)	
266354	PTCA Circular Line Adapter (PrimeTec)	
266355	PSCA Circular Line Adapter (PrimeScan)	
345837	Cover bk (PrimeTec)	
264212	PTIS Ceiling Installation Set bk (PrimeTec and PrimeScan)	
265254	PTIS Ceiling Installation Set wt (PrimeTec and PrimeScan)	
355061	PTIS IP65 Ceiling Installation Set wt (PrimeTec and PrimeScan)	
298210	Connection cable (assembled), 8 poles, 5000 mm (PrimeTec and PrimeScan)	
294550	Connection cable (assembled), 8 poles, 3000 mm (PrimeTec and PrimeScan)	
268041	Interface PrimeTec A ES/SM.V–Jupiter /SE/V	
268042	Interface PrimeTec A ES SM.F–Jupiter /SE/F	
312044	Interface PrimeTec A/B ES, AC/DC Relay	
292393	RegloBeam 2 Bidirectional remote control	

Colors: bk = black, wt = white, si = silver


Supplementary products

Protects swing doors (compliant with DIN 18650 and EN 16005)

UniScan prevents contact with automatic swing doors

Proximity switch

CleanScan can also be ideally used as a contact-free opening detector for hospitals, restaurants and light control systems



Technical data

Mechanical data

Housing material	ABS / PA
Dimensions	PrimeTec A 260 × 60 × 48.5 mm (L×W×D) PrimeScan A 216 × 60 × 47.5 mm (L×W×D)
Weight	PrimeTec A 250 g PrimeScan A 180 g

Technological data

Technology	PrimeTec A	Active infrared, double field radar module
	PrimeScan A	Active infrared

Radar

Transmission frequency	24.150 GHz
Transmission power	< 16 dBm
Dimensions of wide field (at 2.2 m)	max. 4.7 m × 1.7 m min. 1.1 m × 0.6 m
Dimensions of round field (at 2.2 m)	max. 2.7 m × 1.9 m min. 0.5 m × 0.5 m
Performance Level (Radar SM)	PLd, Cat. 3

Active infrared

Dimensions of field (at 2.2 m)	max. 2.3 m × 0.2 m
Dimensions of AIR spot (at 2.2 m)	30 mm × 30 mm
Number of AIR spots	2 rows of 18 spots
Performance Level (AIR)	PLd, Cat. 2

Electrical data

Power supply	11.5–32 VDC
Input current	≤ 120 mA
Making current	≤ 240 mA
Test input	Automatic detection
Response time to test signal	< 10 ms (typical 25 μs)
High level	5 V DC...32 V DC / ≤ 4 mA
AIR output	Optocoupler (50 VDC, 20 mA)
Radar output	Optocoupler (50 VDC, 20 mA)
Connection type	3 m cable with plug connector

Ambient conditions

Mounting height	max. 4.0 m (DIN 18650 up to 3.5 m) min. 1.8 m
Operating temperature	–20°C to +60°C
Protection class	Suitable for use in acc. with IP54
Air humidity	≤ 95%, non-condensing

Norms

Immission	EN 61000-6-1, EN 61000-6-2 IEC 61494-1
Emission	EN 61000-6-3, EN 61000-6-4 IEC 61494-1
EC type examination certificate in acc. with	AutschR, 1997 BS7036-1 & BS7036-2 AS 5007-2007 DIN 18650-1 & EN 16005 EN ISO 13849 EN 12978

Note

Technical details and recommendations concerning our products are based on experience and are an aid for the orientation of the user. Details stated in our brochures and data sheets do not guarantee special properties of the products. This does not apply to special product properties confirmed by us in writing or individually. Subject to technical alterations.

BBC Bircher Smart Access

Wiesengasse 20
8222 Beringen
Switzerland
Phone +41 52 687 11 11
info@bircher.com
www.bircher.com