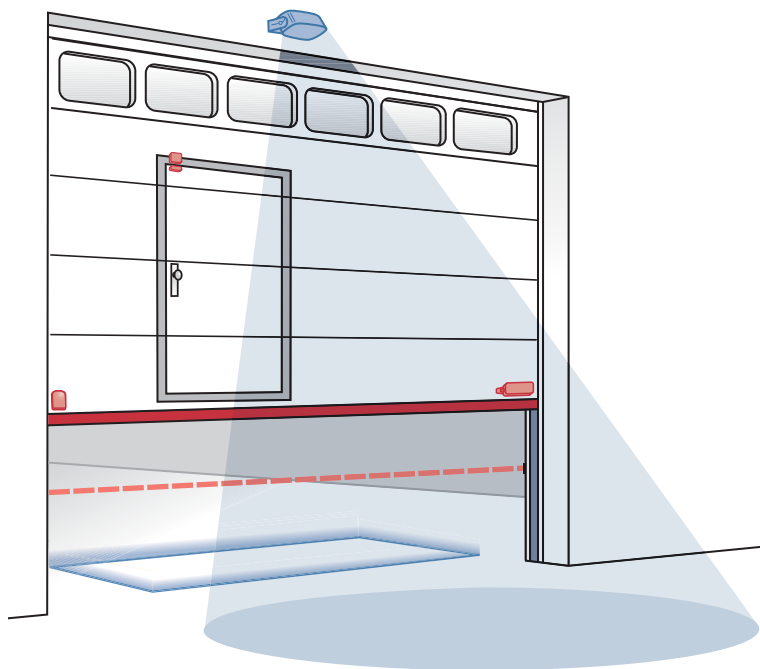


sensing the future



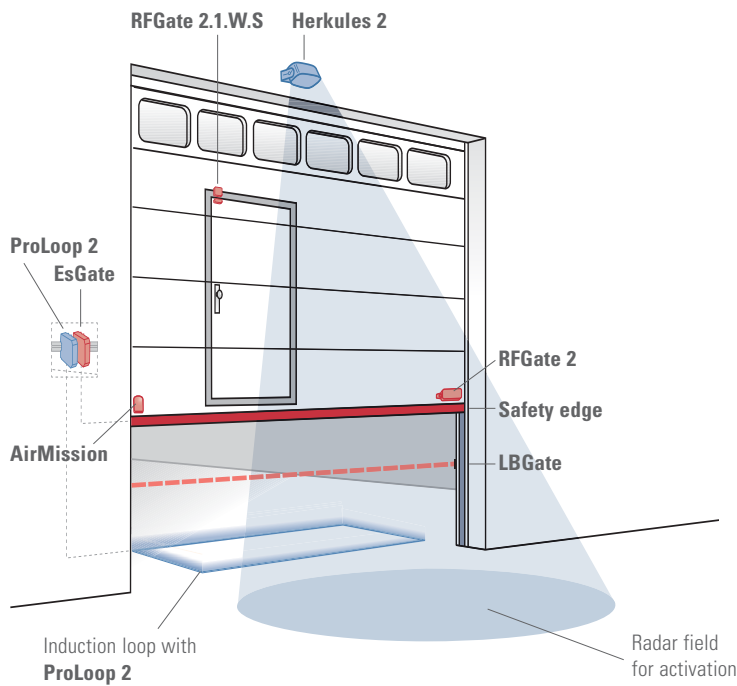
Sensor systems for **Industrial doors**



- Quick and easy installation and startup
- Can be configured for a wide range of applications
- High level of safety thanks to reliable technology

www.bircher-reglomat.com

Vertical door application



➡ Activation

Microwave motion detector

Herkules 2
PrimeMotion

Loop detector

ProLoop 2

➡ Safety

Safety edge systems

Electric safety edges (ClickLine, CoverLine)
Pressure wave edges

Wireless signal transmission system

RFGate 2
AirMission

Signal evaluation

Switching devices

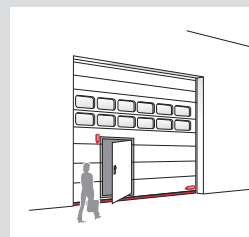
Light barrier

LBGate



Herkules 2, the versatile motion detector for industrial doors

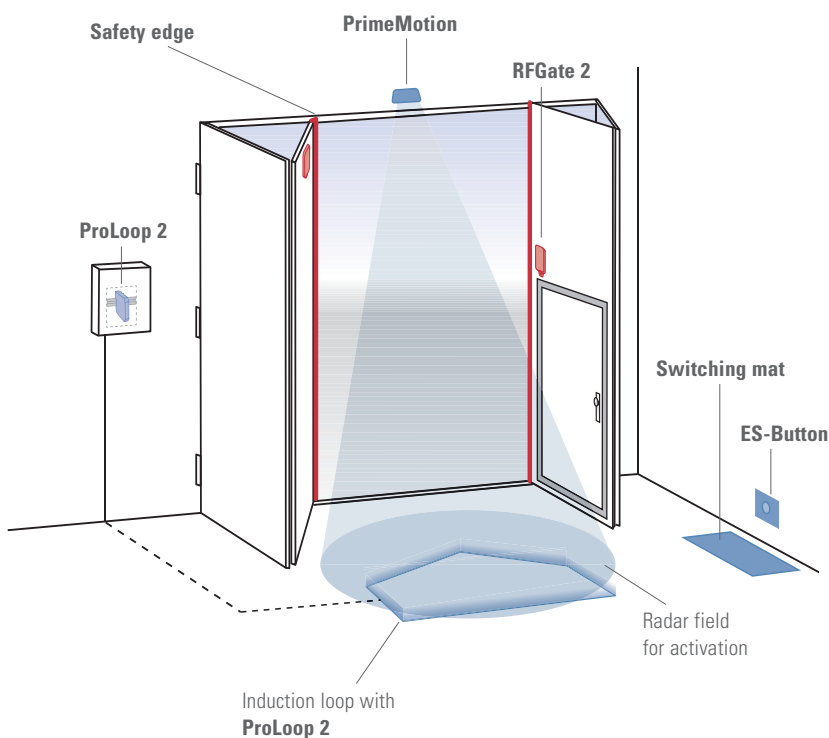
Cross traffic masking, person/vehicle differentiation and direction recognition save energy costs. Plug & Play presets ensure efficient startup, while radar technology allows for reliable motion detection.



Parallel protection of closing edges and secondary doors

RFGate 2 supports two-channel, wireless and therefore wear-free signal transmission for pressure-sensitive safety edges and wicket doors. The transmitter is easily integrated into a gate element.

Folding door application



➡ Activation

Microwave motion detector

Herkules 2
PrimeMotion

Loop detector

ProLoop 2

Switching mat /flat button

Electric switching mat
ES-Button

➡ Safety

Safety edge systems

Electric safety edges (ClickLine, CoverLine)
Pressure wave edges

Wireless signal transmission system

RFGate 2

Signal evaluation

Switching devices



➔ Herkules 2

Microwave motion detector

Quick-response pulse generation for all kinds of industrial doors

Special features

- Crossing traffic masking
- Differentiation between people and vehicles
- Direction recognition
- Slow motion detection
- Mounting height 2 to 7 m
- Preprogrammed for most popular applications



➔ PrimeMotion

Microwave motion detector

For the convenient activation of automatic doors

Special features

- Easy installation
- Adjustable radar field size
- Automatic filtering out of interfering environmental influences
- Direction recognition (PrimeMotion B)
- Cross traffic optimisation (PrimeMotion B)
- Mounting height 1.8 to 4 m




➔ ProLoop 2

Programmable loop detector

Reliable evaluation and monitoring of induction loops

Special features

- Intuitive user interface with LCD display
- Quick startup thanks to automatic configuration (Plug&Play)
- Simulation mode
- Loop inductance display
- For DIN rail or 11-pin connection
- Highly sensitive, e.g. bicycle detection



➔ Switching mat/ES-Button

Electric switching mat/flat button

Tailor-made to your application

Special features

- Reliable, robust, low-maintenance
- Access control or activation
- Individual passage at security locks
- Several switching zones possible



➔ CoverLine/ClickLine

Electrical safety edges

Optimal profile shape for easy installation

Special features

- Individual model to suit customer requirements
- Water-tight, long service life
- Concealed installation rails (CoverLine)
- Suitable large and/or small doors
- Type tested according to EN 12978 in combination with RFGate 2 and EsGate



➔ RFGate 2

Wireless signal transmission system

Wirelessly transmitting the status of electric safety edges

Special features

- Wear-free signal transmission
- Two-channel: separate evaluation e.g. for safety edge and wicket doors
- Up to 7 transmitters per channel
- Type tested in acc. with EN ISO 13849-1
- With integrated wicket door switch



➔ EsGate

Switching device for evaluation of electric safety edges

Especially developed for door applications

Special features

- High safety level
- Intuitive user interface with diagnosis tools
- Type tested in acc. with EN ISO 13849-1



➔ LBGate

One-way/reflection light barrier

Industrial light barrier: small, reliable and robust

Special features

- Insensitive to disturbing light
- Easy to install
- With terminal compartment or cable
- Insensitive to influencing factors such as energy-saving light bulbs or shiny, reflecting objects



➔ DW, AirMission

Pressure wave switches and safety edges with integrated signal transmission

Pressure sensitive on all sides

Special features

- Tried and tested pressure wave technology
- Excellent switching behaviour
- Short response time
- Optimal cost/benefit ratio
- Low operating forces and travels
- Compatible with RFGate 2 system

Your partner for comfort and safety

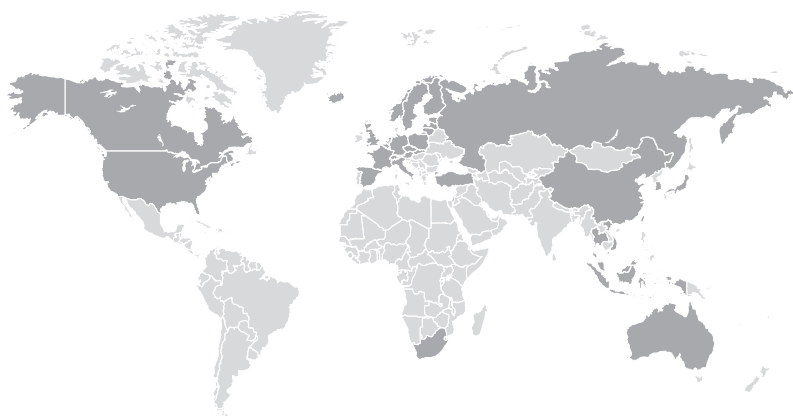


Bircher Reglomat AG with its headquarters in Beringen, Switzerland, is the specialist for pressure-sensitive and contact-free sensor systems. We offer solutions for automatic doors and gates for public transport, industry and the care sector. Precious long-term and cooperative customer relations, expert know-how and path-breaking innovations have been shaping our success for more than 50 years.

At locations all around the world, the staff at Bircher Reglomat demonstrate their commitment to our efficient and high-quality products on a daily basis.

Your contact

Competent partners for our products are located in a large number of countries. Our specialists and authorised partners would be very happy to consult you personally and develop individual solutions.



An international contact overview can be found on our website at www.bircher-reglomat.com



sensing the future

Swissdoor ApS • Stenhuggervej 2 • 5471 Søndersø • Danmark
 Telefon +45 86 28 00 00 • mail@swissdoor.dk • www.swissdoor.dk

Bircher Reglomat AG

Wiesengasse 20
 8222 Beringen
 Switzerland
 Phone +41 52 687 11 11
 Fax +41 52 687 11 12
info@bircher.com
www.bircher-reglomat.com